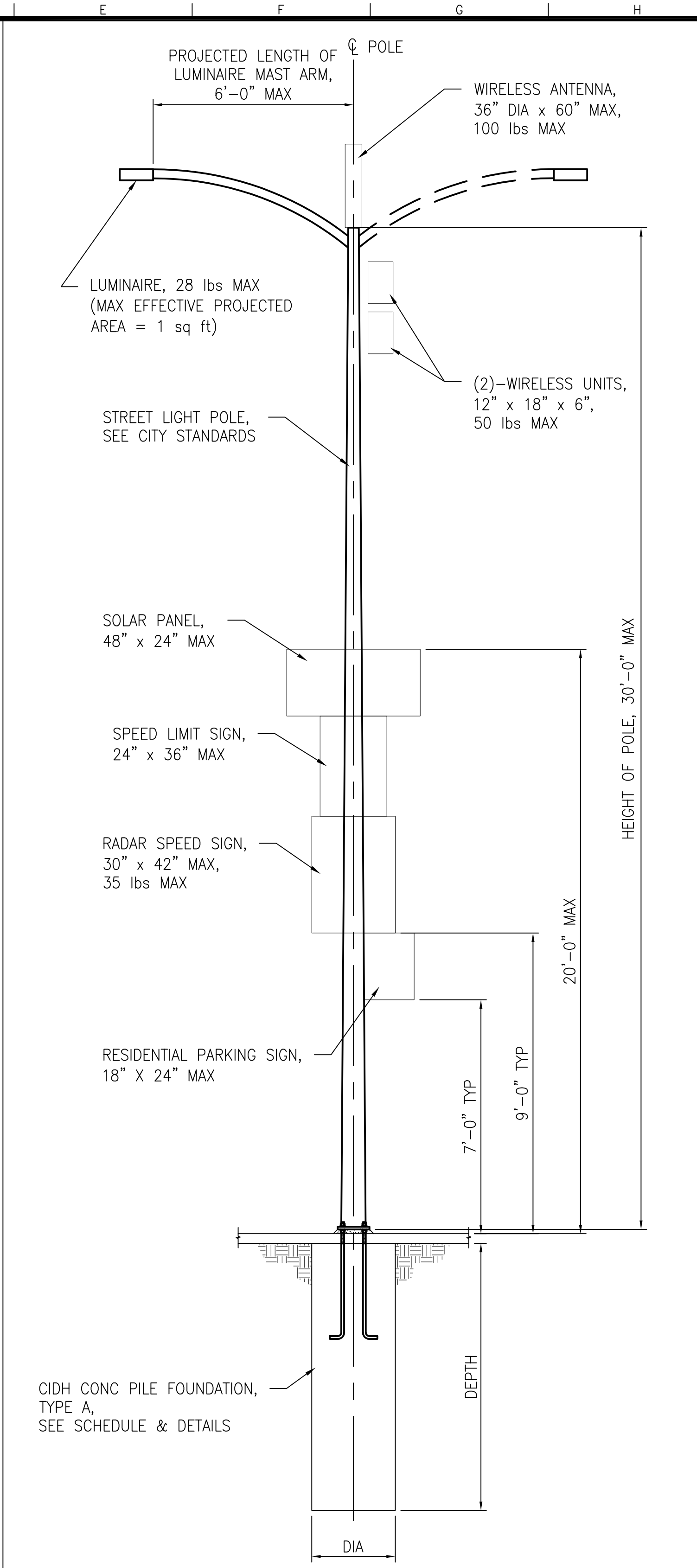
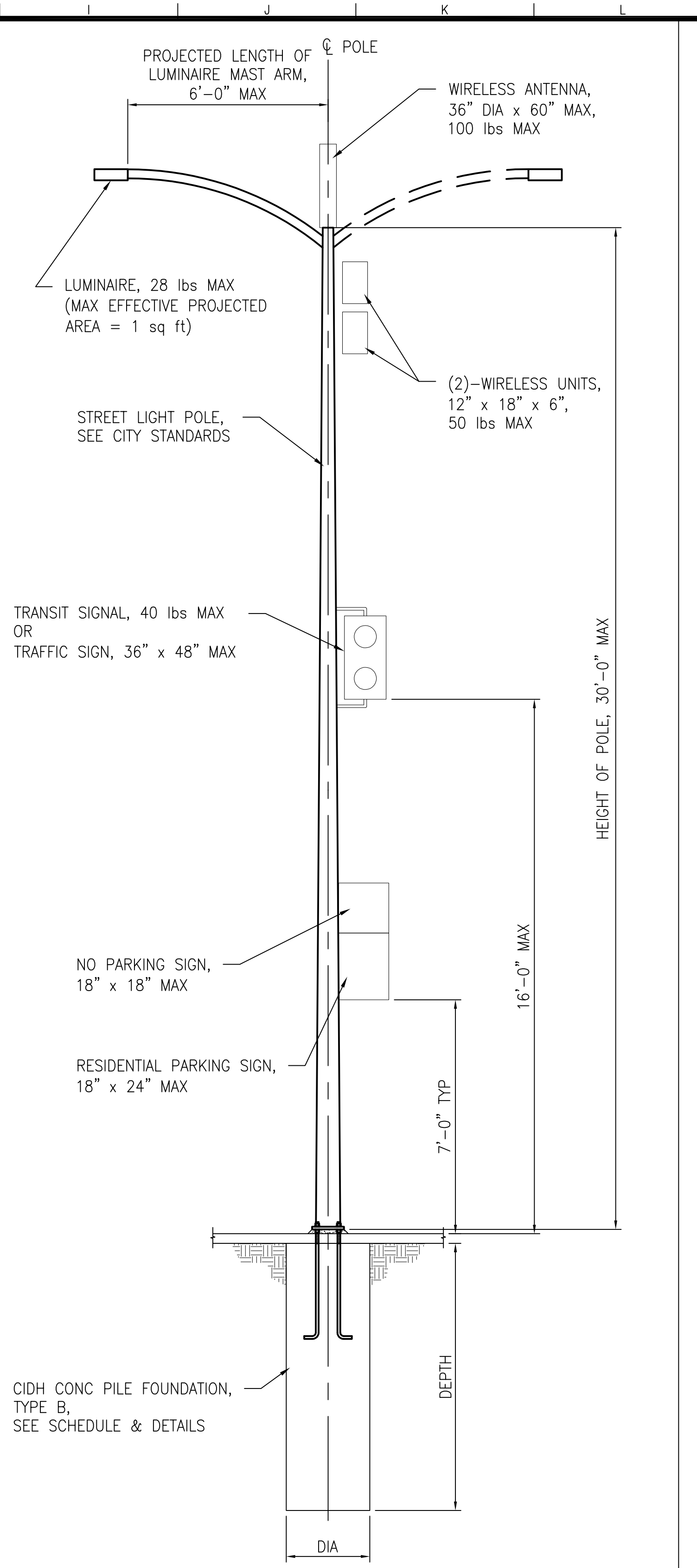


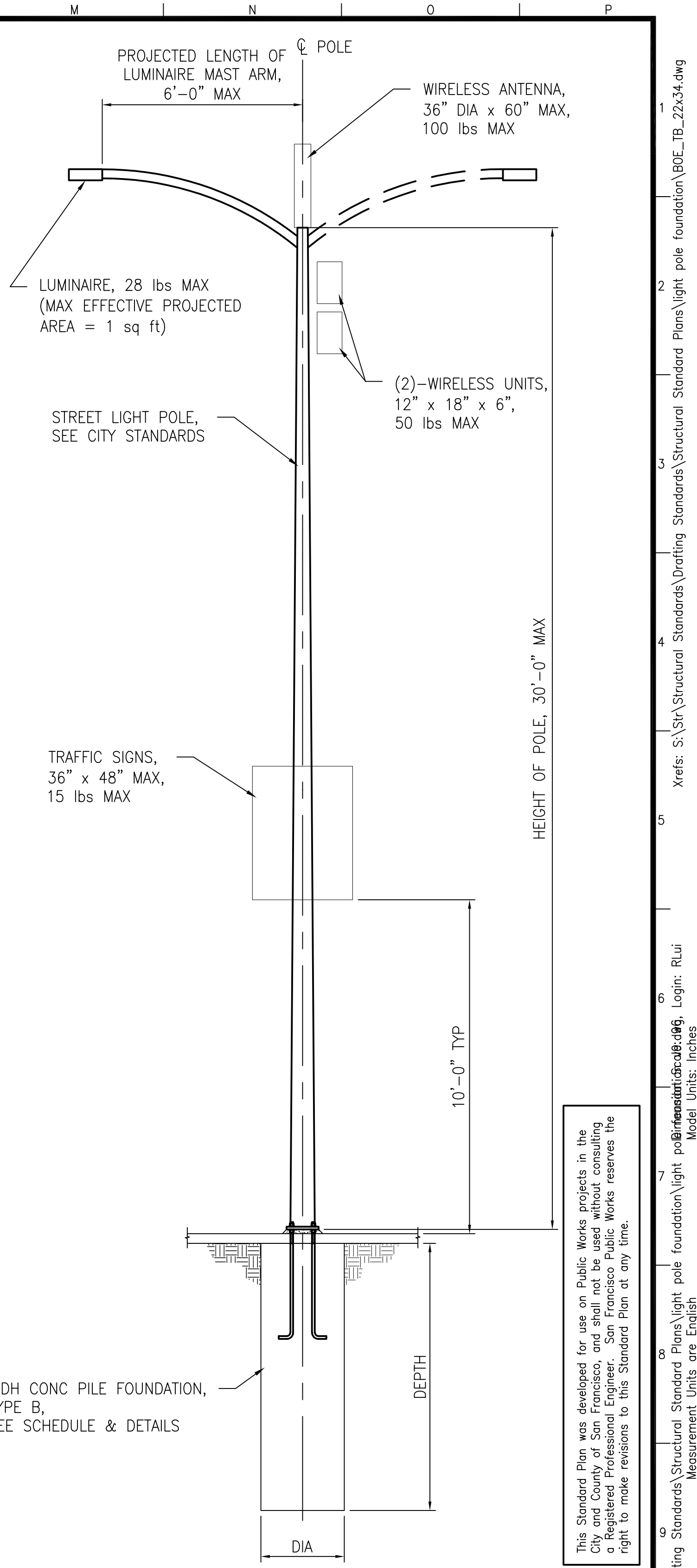
STREET LIGHT POLE CONFIGURATION TYPE 1 1
SCALE: NONE



STREET LIGHT POLE CONFIGURATION TYPE 2 2
SCALE: NONE



STREET LIGHT POLE CONFIGURATION TYPE 3 3
SCALE: NONE



STREET LIGHT POLE CONFIGURATION TYPE 4 4
SCALE: NONE

This Standard Plan was developed for use on Public Works projects in the City and County of San Francisco, and shall not be used without consulting a Registered Professional Engineer. San Francisco Public Works reserves the right to make revisions to this Standard Plan at any time.

NO.	DATE	DESCRIPTION	BY	APP.
TABLE OF REVISIONS				
THIS DRAWING WAS LAST MODIFIED: 01/19/24 15:54, BY: RLui				

REFERENCE INFORMATION & FILE NO. OF SURVEYS



BUREAU OF ENGINEERING
CITY & COUNTY OF SAN FRANCISCO
SAN FRANCISCO PUBLIC WORKS
49 SOUTH VAN NESS AVENUE, SUITE 800
SAN FRANCISCO, CA 94103

Section Mgr:	RAYMOND LUI	Date:	
Deputy Bureau Mgr:	FERNANDO CISNEROS	DESIGNED:	RL 1/2023
Acting Bureau Mgr:	IQBAL DHAPA	DRAWN:	RL 1/2023
		CHECKED:	JS 1/2023

SCALE:	AS SHOWN
SHEET OF SHEETS	

STANDARD PLAN

STREETLIGHT POLE FOUNDATIONS
SHEET 2 OF 3

CONTRACT NO.	
DRAWING NO.	S-102
FILE NO.	122,383
REV. NO.	

Drawing Path: S:\SFA\Structural Standards\Drafting Standards\Structural Standards\light pole foundation\BOE_TB_22334.dwg
Xref: S:\SFA\Structural Standards\Drafting Standards\Structural Standards\light pole foundation\BOE_TB_22334.dwg
Model Units: Inches
Login: RLui
Plot Time: Mon, 12 Feb 2024 - 4:42pm