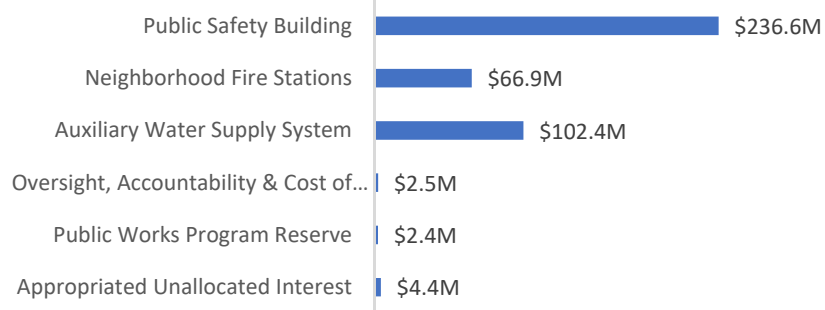


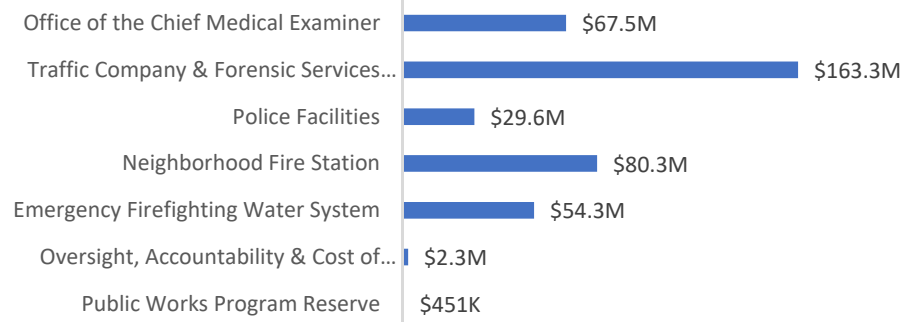
Earthquake Safety and Emergency Response Bond Program 2010 & 2014

Quarterly Status Report
 Presented to the Citizens' General Obligation Bond Oversight Committee
 For the First Quarter of FY 19-20 – as of September 2019

Overview of ESER 2010 Scope and Budget \$415M



Overview of ESER 2014 Scope and Budget \$397M



Fireboat Station No. 35 at Pier 22 1/2
 Demolition of Asphalt Parking Lot



Traffic Company & Forensic Services Division
 Indicator Pile Program

ESER Bond Program 2010 & 2014 | Executive Summary

I. Highlights and accomplishments

- Pump Station 2 construction continues.
- FS16 final completion issued on July 18
- FS5 DBI issued Certificate of Final Completion & Occupancy on September 27
- FS35 Port permit issued for demolition activities; demolition began in September
- TCFSD groundbreaking on August 8; 95% CD issued in August; began indicator pile program in late August

II. Upcoming milestones

- FS5 and FS16 in contract closeout
- Police Station Projects' final completion
- FS35 demolition activity to be completed in October; Port permit for superstructure to be issued in October; float and other steel marine elements to be delivered to Pier 1 at Treasure Island in January 2020
- TCFSD Civic Design Review (CDR) Phase 3 presentation on November 18, 2019; begin new construction in October 2019; 100% CD due in November 2019

III. Bond sales and appropriations

- City has issued six bond sales for ESER 2010 totaling \$412.3M; \$415M has been appropriated, inclusive of interest-earned. Additional interest earned of \$500K is expected.
- City has issued three bond sales, and appropriated a total of \$397M, for ESER 2014.

IV. Risks, issues or concerns on budget, scope or schedules

On-going challenging bid environment affects:

- *Very active marketplace* produces scarcity of labor resulting in fewer bidders/less competition and increased costs, i.e. 10% upcharge for market conditions and responsiveness of trades to schedule
- Original bond budgets that prove insufficient that impact the project scope

Precise reporting is unavailable for City staff labor charges

Public Safety Building (PSB 2010 – \$230.5M*)

Current Phase: **Closeout**
Completion Date: **February 2016**

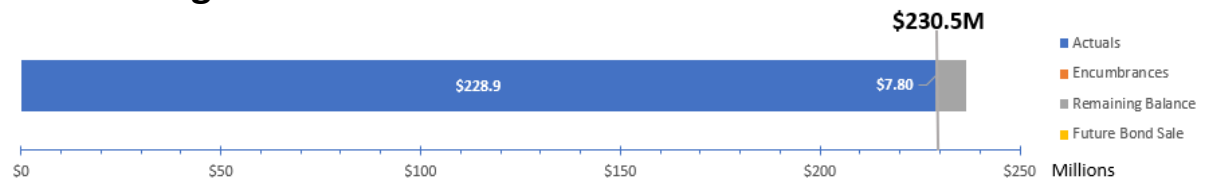
Recent accomplishments

- Estimated savings is \$7.8M (currently in project balance, to be realized post financial closeout).

Upcoming milestones

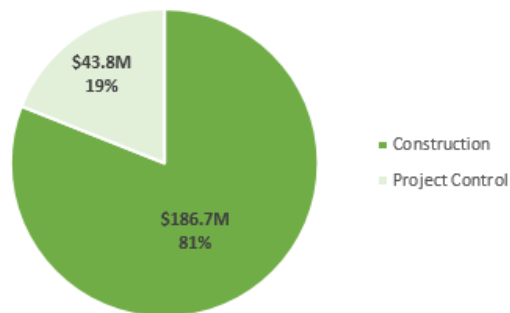
- Financial closeout is underway; project savings are being finalized and will be reallocated to ESER2010 reserve in Q2 FY2020.

Budget status



*Estimated final project budget/cost \$230.5M; current appropriation is \$236M.

Budget allocation



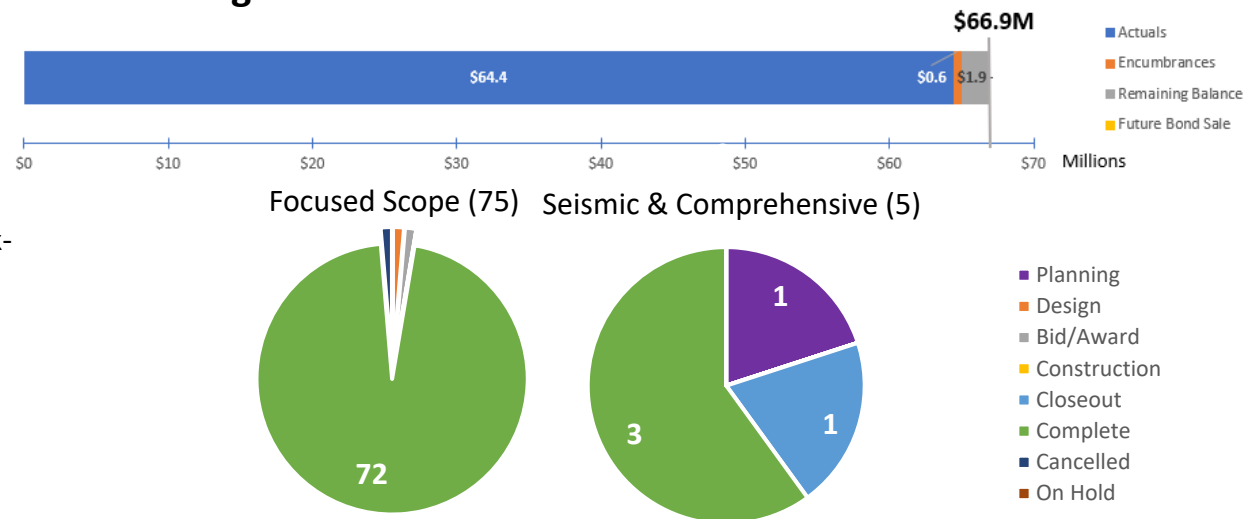
Neighborhood Fire Stations (NFS 2010 – \$66.9M)

Current Phase: **Various**
Completion Date: **June 2021**

Recent accomplishments

- **FS 16** – Final Completion achieved on 7/18/19
- **FS 5** – DBI issued Certificate of Final Completion and Occupancy on 9/27/19
- **FS 14 Generator** – 95% CD completed on 9/30/19
- **App Bay Doors JOC No. J45 (10 FSs)** – Kick-off meeting with contractor on 7/11/19; 3 task orders issued; scoping and pricing underway
 1. Task Order #1: FS 8, 28
 2. Task Order #2: FS 14, 18, 20, 26
 3. Task Order #3: FS 33, 39, 43

Budget status



Upcoming milestones

- **FS 16** – Issue final payment to contractor; begin financial closeout
- **FS 5** – Final completion in October 2019; issue final payment to contractor; begin financial closeout
- **FS 14 Generator** – Submit application for permit to DBI on 10/2/19
- **App Bay Doors JOC No. 45 (10 FSs)** – Certification of all 3 task orders in October; anticipate mobilization to install in Winter 2019



Neighborhood Fire Stations (NFS 2014 – \$80.3M)

Current Phase: **Various**
Completion Date: **June 2021**

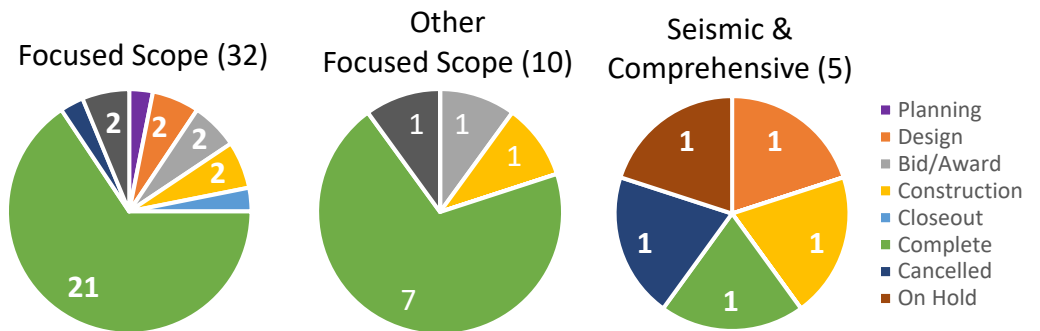
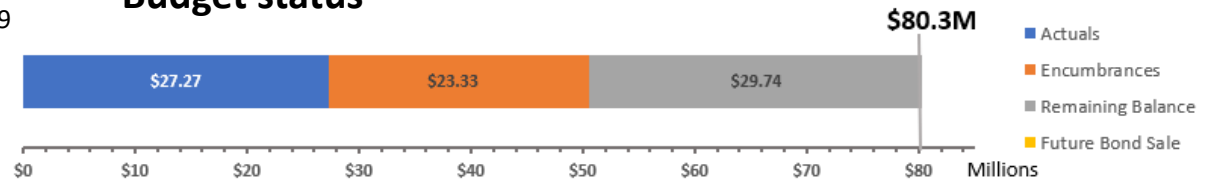
Recent accomplishments

- **FS 31 Generator** – NTP issued to contractor on 8/5/19
- **FS 2 Generator** – DBI issued permit on 8/15/19
- **FS 19 Generator** – DBI issued permit on 9/6/19
- **App Bay Doors JOC No. J46 (16 FSs)** – 5 task orders issued; scoping and pricing underway
 1. Task Order #1: FS 6, 7
 2. Task Order #2: FS 9, 10, 11
 3. Task Order #3: FS 21, 22, 38
 4. Task Order #4: 12, 25, 37, 42
 5. Task Order #5: 17, 23, 32, 44
- **Showers (FS 17, 19, 33)** – Substantial Completion on 8/5/19
- **FS 35** – Port issued permit for demolition activities on 8/19/19; demolition began on 9/3/19
- **Pier 26 Fireboat Berths** – PG&E began work on 9/30/19

Upcoming milestones

- **FS 31 Generator** – Substantial Completion in December 2019
- **FS 2 Generator** – Advertise for bids in October 2019
- **FS 19 Generator** – Advertise for bids in November 2019
- **App Bay Doors JOC No. J46 (16 FSs)** – Procurement of materials to commence in Fall 2019
- **Showers Pkg 2 (FS 17, 19, 33)** – Final Completion in October 2019
- **Exterior Envelope Pkg 1 (FS 8, 20, 23, 29)** – Finish work at FS 8 and start work at FS 29 in October 2019
- **FS 35** – Port to issue permit for superstructure in October 2019; deliver steel float to Pier 1, Treasure Island in FY19-20 Q3
- **Pier 26 Fireboat Berths** – Final completion delayed to late October 2019, due to PG&E

Budget status



Emergency Firefighting Water System (EFWS 2010 – \$102.4M)

Current Phase: **Various**
Completion Date: **December 2020**

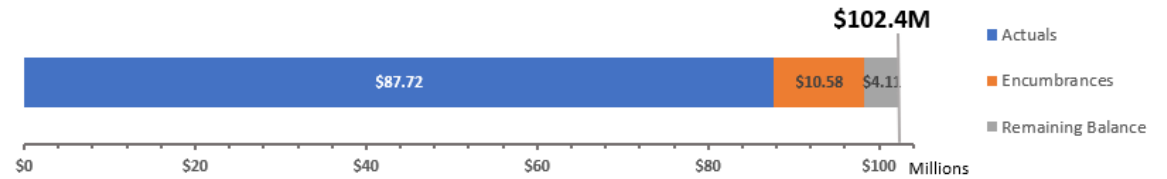
Recent accomplishments

- **Pumping Station 2** – Construction continues

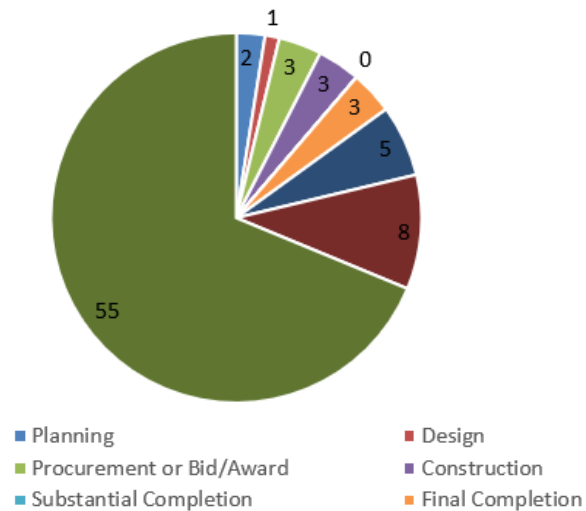
Upcoming milestones

- **Pumping Station 2** – Final completion anticipated in April 2020


Budget status



Budget allocation | 80 Projects*



*Combined ESER 2010 & 2014 projects' status



Pumping Station 2 at Fort Mason

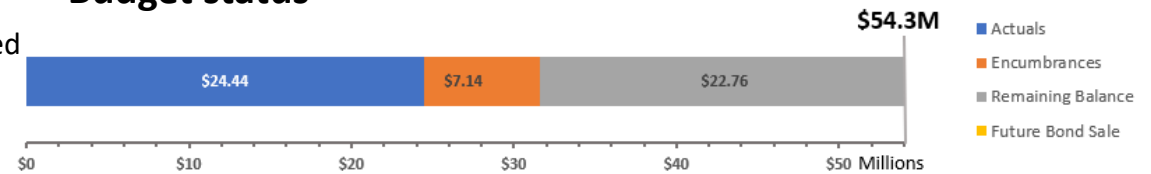
Emergency Firefighting Water System (EFWS 2014 – \$54.3M)

Current Phase: **Various**
Completion Date: **December 2020**

Recent accomplishments

- **Ashbury Bypass Pipeline** – Construction continued
- **Mariposa/Terry Francois Pipeline** – Construction completed

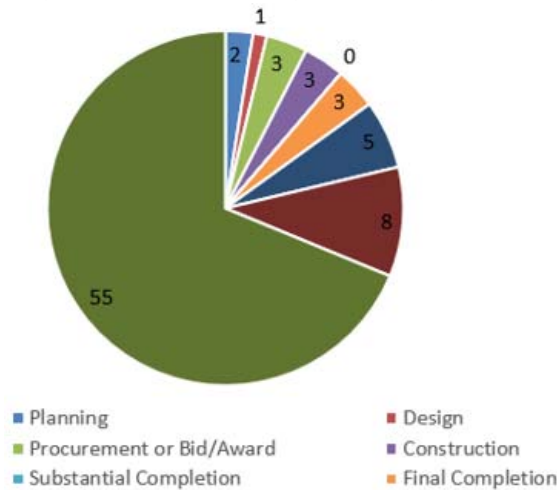
Budget status



Upcoming milestones

- **Ashbury Bypass Pipeline** – Substantial completion anticipated in December 2019
- **19th Avenue Pipeline** – Advertise in February 2020
- **Clarendon Supply Pipeline** – Advertise in November 2019
- **Terry Francois/Mission Rock/Warriors Way** – Advertise in November 2019

Budget allocation | 80 Projects*



*Combined ESER 2010 & 2014 projects' status



EFWS Pipeline Trench

Police Facilities (PF 2014 – \$29.6M)

Current Phase: **Construction**
Completion Date: **November 2019**

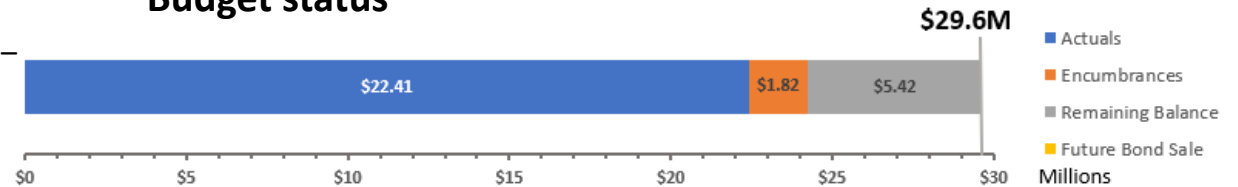
Recent accomplishments

- **Northern, Richmond, Taraval Renovations** – Generator work has been completed; awaiting inspection by Fire Marshall
- **Park & Ingleside Renovations** – Air balancing; commissioning of HVAC units; punchlist issued
- **MEP Pkg 2 (Bayview & Tenderloin)** – Generators shipped and received at both Stations

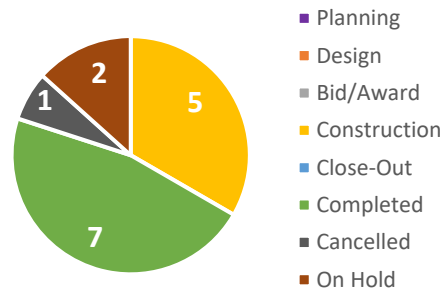
Upcoming milestones

- **Northern, Richmond, Taraval Renovations** – Achieve substantial completion end of October 2019
- **Park and Ingleside Station** – Achieve substantial completion in November 2019
- **MEP Pkg 2 (Bayview & Tenderloin)** – Remove temporary generators and schedule switchovers, inspections, and conducts commissioning; achieve substantial completion in November 2019.

Budget status



Budget allocation



Office of the Chief Medical Examiner (OCME 2014 – \$67.5M)

Current Phase: **Closeout**
Completion Date: **March 2018**

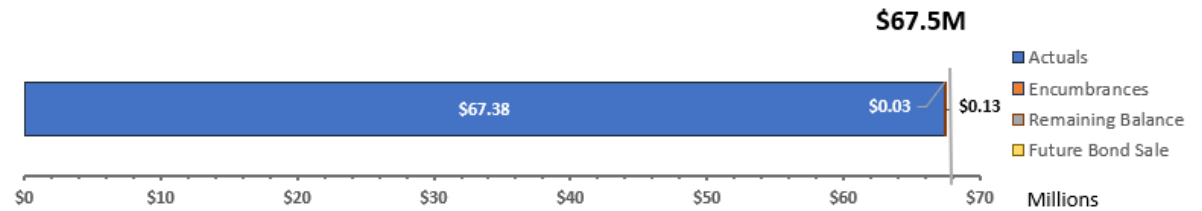
Recent accomplishments

- N/A

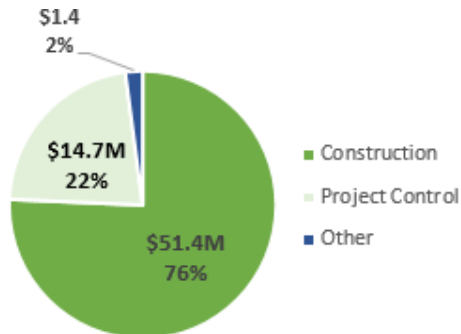
Upcoming milestones

- LEED Gold certification from USGBC; 52 credits awarded, six credits are under review, two credits are being appealed
- Final payment to executive architect pending LEED Gold certification

Budget status



Budget allocation



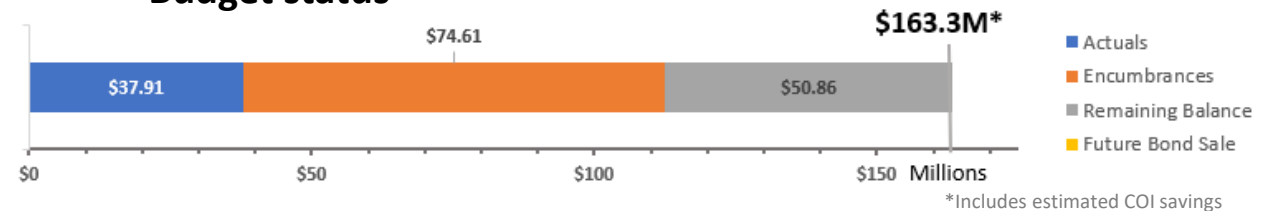
Traffic Company & Forensic Services Division (TCFSD 2014 – \$163.3M*)

Current Phase: **Design & Construction**
Completion Date: **Fall 2021**

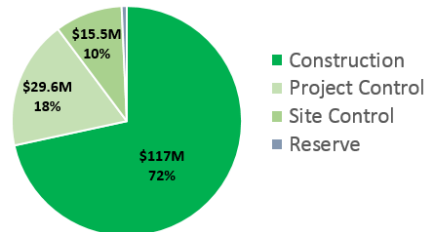
Recent accomplishments

- Groundbreaking ceremony on August 8
- Indicator pile program began in August
- 95% CD issued on August 26
- Permit applications submitted to DBI for building, MEP, sitework, seismic supports & anchorage, fire sprinkler, fire alarm, and ERRCS.
- Bids received for the following trades: earthwork, surveying, structural concrete, and elevators.

Budget status



Budget allocation



Additional Funding Sources:

Project is in funding deficit of \$17.3M – potential sources:

- ESER2010 Interest: \$500K
- ESER2010 PSB savings: \$7.2M
- ESER2014 Estimated COI Savings: \$1M
(*Current appropriation includes est. COI savings)
- Deferred Projects: \$8.645M

Upcoming milestones

- 100% Construction Documents due in November 2019
- Buy-out of 95% of the construction trades by December 2019
- Submit permit application to DBI for exterior cold-formed metal framing
- SFAC Civic Design Review Phase 3 on November 18



Groundbreaking Ceremony

Attachment 1 | Budget Status and Financial Plan (ESER 2010)

ESER 2010: As of September 2019

Bond Components and Projects	Bond Authorized Amount	Revised Budget (ii)	Appropriations	Expenditures	Encumbrances	Balances	Expenditures/ Appropriations
Public Safety Building (PSB) (iii)	239,000,000	236,661,975	236,661,975	228,862,268	0	7,799,707	97%
Neighborhood Fire Stations (NFS)	64,000,000	66,906,313	66,906,313	64,410,016	616,525	1,879,772	96%
Auxiliary Water Supply System (AWSS)	102,400,000	102,400,001	102,400,001	87,716,943	10,575,325	4,107,733	86%
Oversight, Accountability & Cost of Issuance	6,900,000	2,545,864	2,545,864	2,074,056	0	471,807	81%
Public Works Program Reserve		2,443,743	2,443,743	0	0	2,443,743	0%
Appropriated Unallocated Interest		4,415,033	4,415,033	0	0	4,415,033	0%
TOTAL (i)	412,300,000	415,372,929	415,372,929	383,063,283	11,191,850	21,117,795	92%

(i) PeopleSoft financial data thru Q1 FY2020

(ii) Revised budgets based on PeopleSoft appropriations; data subject to change per clean-up efforts

(iii) Estimated savings included in project balance; project financial close out in process

Attachment 1 | Budget Status and Financial Plan (ESER 2014)

ESER2014: As of September 2019

Bond Components and Projects	Bond Authorized Amount	Revised Budget (ii)	Appropriations	Expenditures	Encumbrances	Balances	Expenditures/ Appropriations
Office of the Chief Medical Examiner (OCME)	63,895,000	67,533,024	67,533,024	67,381,406	25,981	125,636	100%
Traffic Company & Forensic Services Division (TC/FSD)	162,195,000	163,375,150	163,375,150	37,906,266	74,606,097	50,862,787	23%
Police Facilities (PF)	29,490,000	29,645,661	29,645,661	22,411,616	1,818,473	5,415,572	76%
Neighborhood Fire Station (NFS)	83,555,000	80,351,381	80,351,381	27,273,336	23,334,465	29,743,580	34%
Emergency Firefighting Water System (EFWS)	54,065,000	54,347,209	54,347,209	24,438,947	7,144,042	22,764,220	45%
Oversight, Accountability & Cost of Issuance	6,800,000	2,284,545	2,284,545	1,590,562	0	693,983	70%
Public Works Program Reserve		451,187	451,188	0	0	451,188	0%
TOTAL (i)	400,000,000	397,988,157	397,988,157	181,002,134	106,929,058	110,056,965	45%

(i) PeopleSoft financial data thru Q1 FY2020

(ii) Revised budgets based on PeopleSoft appropriations; data subject to change per clean-up efforts

Attachment 2 | Overall Bond Summary (ESER 2010 & 2014)

The Earthquake Safety and Emergency Response (ESER 2010) Bond Program consists of three components: the **Public Safety Building (PSB)**, the **Neighborhood Fire Stations (NFS)**, and the **Auxiliary Water Supply System (AWSS)**. The SFPUC manages the AWSS component and Public Works manages the remaining components. To date, there have been no upsets that would seriously compromise any client department's expectations for the successful delivery of any project.

The ESER 2014 is comprised of five components: **Office of the Chief Medical Examiner (OCME)**; **Traffic Control & Forensic Services Division (TCFSD)**; **Neighborhood Fire Stations (NFS)**; **Emergency Firefighting Water System (EFWS)**; and **Police Facilities (PF)**. The SFPUC manages the EFWS component and Public Works manages the remaining components.

The following is a brief summary of each component.

Public Safety Building (2010)

The Public Safety Building (PSB) provides a new venue for the SFPD Headquarters – effectively the command and control administration of the City's police department-including the relocation of Southern District Station and a new Mission Bay Fire Station. Included in the project is the reuse of Fire Station #30, which serves as a multi-purpose facility for the Fire Department and the community. Historic resource consultants have determined that the existing fire station is eligible for the National Register of Historic Places. Consistent with the Mission Bay SEIR Addendum No. 7, Mitigation Measures, Item D.02, this facility was retained and reused in a manner that preserves its historic integrity. The other components of the project were designed to be respectful of the historic integrity of the existing fire station.

Neighborhood Fire Stations (2010 & 2014)

The ESER 2010 bond will renovate or replace selected fire stations to provide improved safety and healthy work environment for the firefighters. The selected stations are determined according to their state of condition and their importance for achieving the most effective delivery of fire suppression and emergency medical services possible.

The ESER 2014 bond program is anticipated to continue the work of ESER 2010 bond, categorizing projects according to the three categories of *Focused Scope, Comprehensive, and Seismic*. The ESER 2014 bond program will continue to address identified and prioritized needs at Fire Stations that were previously not addressed under the 2010 program. Significant improvements will have been completed at all SFFD Fire Stations at the conclusion of the 2010 and 2014 bond programs.

Auxiliary Water Supply System and Emergency Firefighting Water System (AWSS & EFWS) (2010 & 2014)

The Emergency Firefighting Water System includes the Auxiliary Water Supply System's high-pressure water and cistern water storage for fire suppression in several areas of the City. The Emergency Firefighting Water System is vital for protecting against the loss of life, homes, and businesses from fire following an earthquake. It is also used for the suppression of non-earthquake multiple-alarm fires.

The Earthquake Safety and Emergency Response Bonds of 2010 and 2014 will seismically improve the Auxiliary Water Supply System (AWSS) cisterns, pipelines, tunnels and physical plant.

Attachment 2 | Overall Bond Summary (ESER 2010 & 2014)

Office of Chief Medical Examiner (2014)

The existing OCME is located at the Hall of Justice (HOJ) at 850 Bryant Street. The HOJ is over 50 years old and seismically deficient. In the event of a major earthquake, this building is not expected to be operational. This project is part of a larger strategy to replace the Hall of Justice established in the City's 10-Year Capital Plan as the Justice Facilities Improvement Program (JFIP).

The \$65M project will relocate the OCME to One Newhall Street in the India Basin Industrial Park. The new facility will house approximately 50 employees who are organized into the four units of the OCME: Field Investigations, Medical/Autopsy, Laboratory, and Administration.

SFPD Traffic Company and Forensic Service Division (TC & FSD) (2014)

The SFPD Traffic Company (TC) is currently located at the Hall of Justice (HOJ) at 850 Bryant Street. The SFPD Forensic Services Division (FSD) is currently located at two facilities. The FSD Administration, Crime Scene Investigations, and Identification units, with approximately 60 employees, are housed at HOJ. The FSD Crime Lab, with approximately 25 employees, is housed at Building 606 in the Hunters Point Shipyard.

The project will relocate the TC & FSD to a site located at 1995 Evans Avenue, Mission Bay, San Francisco. The project is being developed to support 109 employees for 2020 FSD demand within approximately 70,000 sf and allows for a potential future expansion if required. The SFPD – TC will support 94 employees for 2020 demand within 16,500 sf plus 8100 sf motorcycle parking garage. The Real Estate Division occupies approximately 2,100 sf with up to 7 full time employees plus meeting space to accommodate an additional 6 visiting staff. With common spaces the building is approximately 103,600 sf.

Police Facilities (2014)

This bond program component includes various *Focused Scope and Comprehensive* facility upgrade projects at 12 police facilities – 9 district stations and 3 support facilities - across the City. The work scopes are derived from a series of onsite investigations, observations, and professional evaluations of different building systems that include mechanical, electrical, plumbing, fire protection, and structural safety. It also includes assessments of seismic strength, building envelope (i.e. integrity of roof, doors, windows, and walls), ADA accessibility requirements, as well as other site improvements that ensure safety and security.

The project's overall budget is \$30M, the cost to address all Police Facilities building issues is estimated as above \$250M, and therefore project priorities are selected per recommendations by the Citywide Capital Plan, including state of condition and the importance of particular improvements in achieving the most effective delivery of police services possible. The building deficiencies that inhibit public access, or that may compromise occupant life safety, and others that pertain to code compliance, will get the first priority.



www.sfpublicworks.org
www.sfearthquakesafety.org