

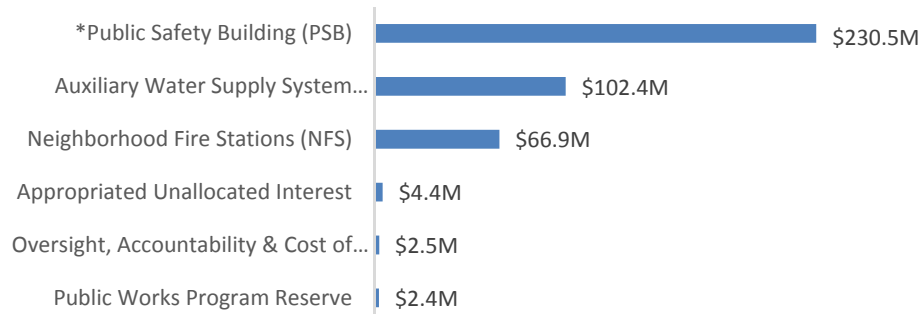
# Earthquake Safety and Emergency Response Bond Program 2010 & 2014

## Quarterly Status Report

Presented to the Citizens' General Obligation Bond Oversight Committee

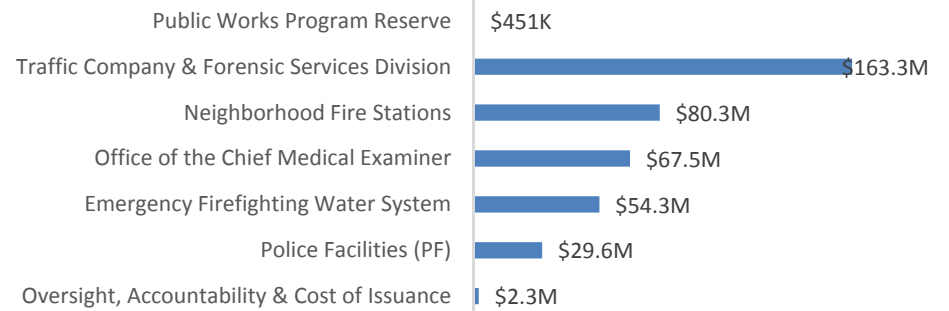
For the Third Quarter of FY 18-19 - as of March 2019

### Overview of ESER 2010 Scope and Budget \$415M



\*Estimated final project budget/cost \$230.5M; current appropriation \$236M

### Overview of ESER 2014 Scope and Budget \$397M



FS 16 – Ribbon Cutting Ceremony



FS 13 – Apparatus Bay Door

## ESER Bond Program 2010 & 2014 | Executive Summary

### I. Highlights and accomplishments

- Pump Station 2 construction continues
- FS16 – SFFD move-in & ribbon cutting ceremony
- FS35 – 50% CD (building) submitted
- TCFSD – site permit issued; permit for pile work issued; proposals for core trade subcontractors received

### II. Upcoming milestones

- FS5 – substantial completion; SFFD move-in; ribbon cutting ceremony on May 1
- FS16 – administrative final completion underway
- FS35 – BCDC and PORT permits; 90% CD (building)
- TCFSD – foundation and superstructure permit to be issued in Q2 2019; bids due for fire protection, pile work, foundation, and superstructure in Q2 2019; 50% CD due in Q2 2019

### III. Bond sales and appropriations

- City has issued six bond sales for ESER 2010 totaling \$412.3M. \$415M has been appropriated, inclusive of interest-earned. Additional interest earned of \$500K is expected.
- City has issued three bond sales for ESER 2014 totaling \$397M.

### IV. Risks, issues or concerns on budget, scope or schedule

On-going challenging bid environment affects:

- *Very active marketplace* produces scarcity of labor resulting in fewer bidders/less completion and raises costs, i.e. 10% upcharge for market conditions, and as well responsiveness of trades to schedule
- Original bond budgets set in 2013 that prove insufficient impact project scope
- Precise reporting of City staff labor charges to projects is unavailable

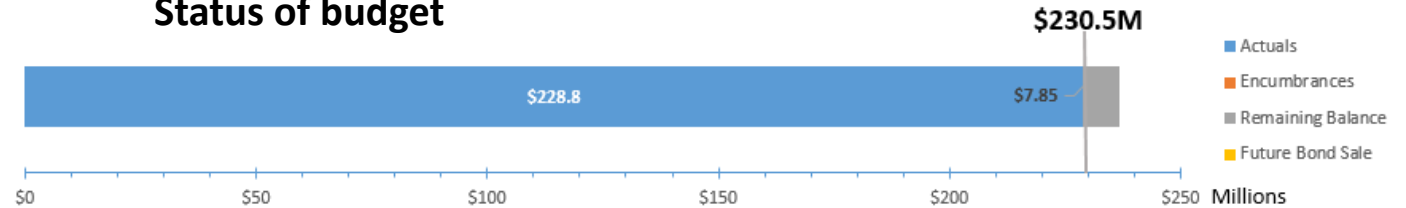
# Public Safety Building (PSB 2010 – \$230.5M\*)

Current Phase: **Closeout**  
Completion Date: **February 2016**

## Recent accomplishments

- Estimated savings is \$7.2M (currently in project balance, to be realized post financial close out).

## Status of budget

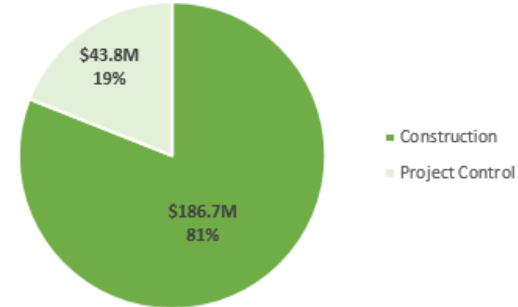


\*Estimated final project budget/cost \$230.5M; current appropriation \$236M

## Upcoming milestones

- Financial close out is in process, and expected to be completed after the fiscal year end.

## Budget Allocation



# Neighborhood Fire Stations (NFS 2010 – \$66.9M)

Current Phase: **Various**  
Completion Date: **December 2019**

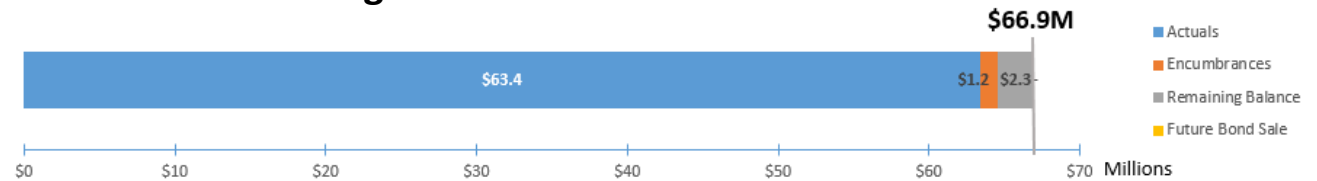
## Recent accomplishments

- **FS 16** – SFFD moved into and resumed operations out of the new facility on 1/16/19; Ribbon Cutting Ceremony on 1/31/19
- **FS 5** – Curtainwall, art glass, and terracotta tile panels completed
- **FS 14 Generator** – CEQA Cat Ex on 12/18/18; 90% CD's complete on 3/29/19
- **Apparatus Bay Doors Pkg. 6** – Bid Opening for Master Contract for Specialty JOC on 3/19/19. Contract certification underway.

## Upcoming milestones

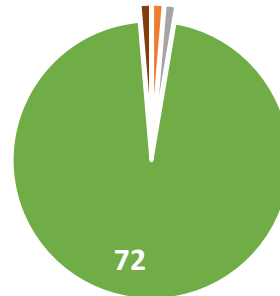
- **FS 16** – Final completion anticipated in April 2019 (delayed from March due to rain impacting installation of exterior work)
- **FS 5** – Substantial completion and SFFD move-in in late April 2019; Ribbon Cutting Ceremony on May 1, 2019
- **FS 14 Generator** – Permit plans submitted to DBI in spring 2019.
- **Apparatus Bay Doors Pkg. 6** – Work Orders to JOC anticipated in June 2019

## Status of budget


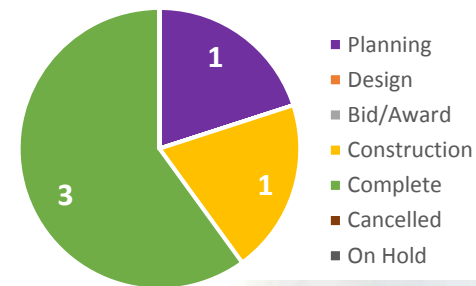


## Budget Allocation | 80 total projects

Focused Scope (75)



Seismic & Comprehensive (5)



**FS 5 – Art Glass, Terracotta, Four-Fold Doors**



# Neighborhood Fire Stations (NFS 2014 – \$80.3M)

Current Phase: **Various**  
Completion Date: **December 2020**

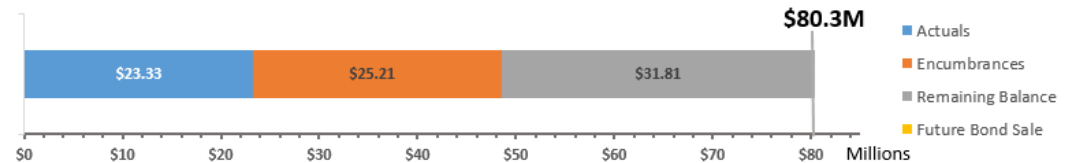
## Recent accomplishments

- **Exterior Envelope Pkg. 4 (FS 22)** – Completed
- **FS 31 Generator** – Pre-Bid Conference on 3/27/19 for as-needed electrical contractor
- **FS 2 Generator** – Permit plans submitted to DBI 2/14/19
- **FS 19 Generator** – Permit plans submitted to DBI on 3/18/19
- **App Bay Doors Pkg 3** – Completed
- **Showers Pkg. 2 (FS 17, 19, 33)** – NTP to Kushner Construction on 2/1/19
- **Apparatus Bay Doors Pkg. 5** – Bid Opening for Master Contract for Specialty JOC on 3/19/19. Contract certification underway
- **FS 35** – 50% CD (building) submitted on 3/8/19; BCDC hearing held on 4/4/19
- **Pier 26** – PG&E transformer vault installed sub-grade along Embarcadero; placed concrete sidewalk

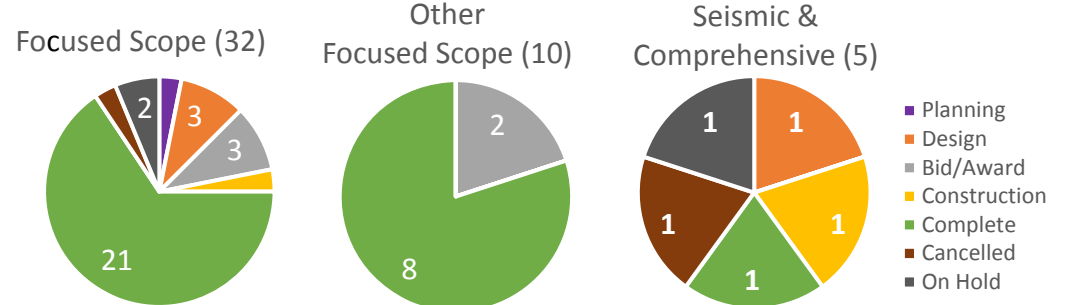
## Upcoming milestones

- **FS 31 Generator** – Bid Opening on 4/10/19 for As Needed electrical contractor. NTP anticipated in Q2 2019
- **FS 2 Generator** – Anticipated permit from DBI in Q3 2019
- **FS 19 Generator** – Anticipated permit from DBI in Q3 2019
- **App Door Pkg. 5** - Work Orders to JOC anticipated in June 2019
- **Showers Pkg. 2 (FS 17, 19, 33)** – Substantial Completion anticipated July 2019
- **FS 35** – BCDC vote scheduled on 4/18/19; demolition of existing finger piers and fabrication of float to begin at the end of June 2019; 90% CD (building) June 2019
- **Pier 26** – Final completion in May 2019

## Status of budget



## Budget Allocation | 47 total projects



Pier 26 – PG&E Transformer Vault & Sidewalk

# Emergency Firefighting Water System (ESER 2010 – \$102.4M)

Current Phase: **Various**  
Completion Date: **December 2020**

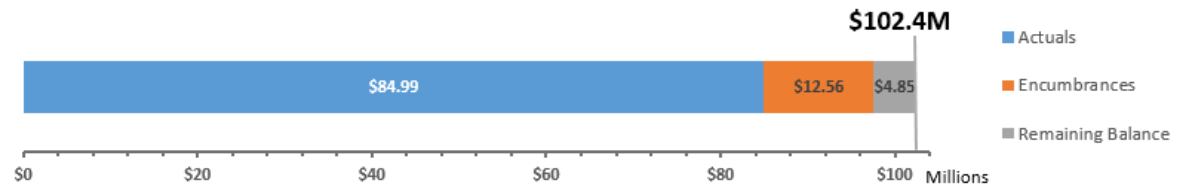
## Recent accomplishments

- Pumping Station 2 construction continues

## Upcoming milestones

- Pumping Station 2 – Final Completion anticipated April 2020.

## Status of budget



## Budget Allocation | 48 total projects



Pump Station 2 at Fort Mason

# Emergency Firefighting Water System (ESER 2014 – \$54.3M)

Current Phase: **Various**  
Completion Date: **December 2020**

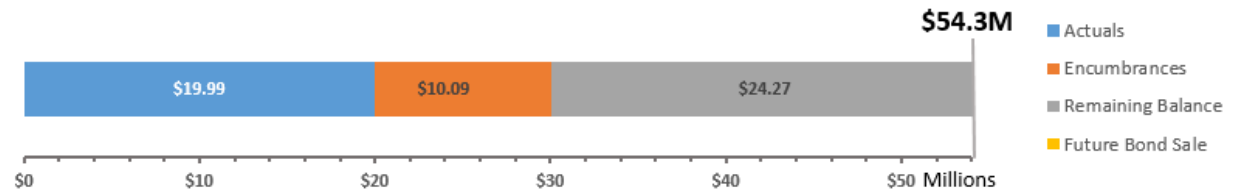
## Recent accomplishments

- Irving Street Pipeline construction completed 3/2019
- Ashbury Bypass Pipeline and Mariposa/Terry Francois pipeline construction continued

## Upcoming milestones

- 19<sup>th</sup> Avenue Pipeline – Advertise April 2019
- Terry Francois/Mission Rock/South Street Pipeline – Advertise July 2019
- Ashbury Bypass Pipeline – Substantial Completion anticipated July 2019

## Status of budget



## Budget Allocation | 29 total projects



# Police Facilities (PF 2014 - \$29.6M)

Current Phase: **Various**  
Completion Date: **July 2019**

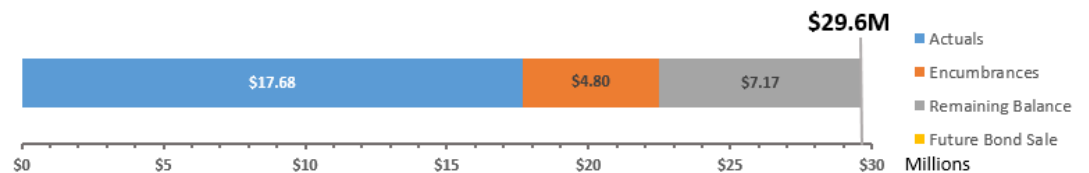
## Recent accomplishments

- **Park and Ingleside Station** – new generators and fuel tank installed; new chiller at Park Station installed.
- **Northern, Richmond, Taraval Station** – New generator, fuel tank, and supply fan installed at Richmond Station, pending fire marshal and DBI final inspection.
- **MEP Package 2** – Storm/sewer system upgrade completed at Tenderloin Station; new concrete ramp at Tenderloin poured. Generator permit approved by DBI.

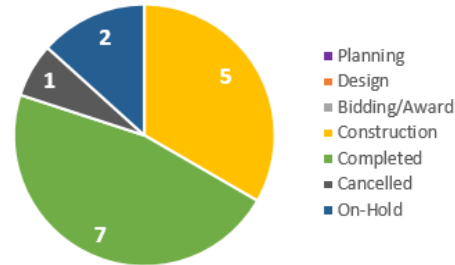
## Upcoming milestones

- **Park and Ingleside Station** – Structural work at Park Station to be completed in June/July 2019.
- **Northern, Richmond, Taraval Station** – Achieve substantial completion in April 2019.
- **MEP Package 2** – New chiller and AHU at Bayview to be installed in April / May 2019; new generators to begin installation beginning June 2019.

## Status of budget



## Budget Allocation



**15 total projects**  
(12 locations)



Park Station – new generator



# Office of the Chief Medical Examiner (OCME 2014 – \$67.5M)

Current Phase: **Closeout**  
Completion Date: **March 2018**

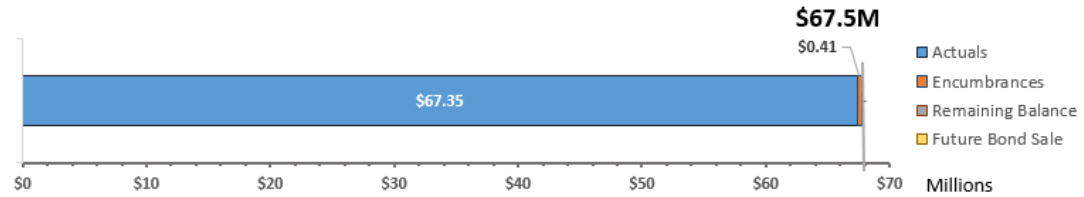
## Recent accomplishments

- N/A

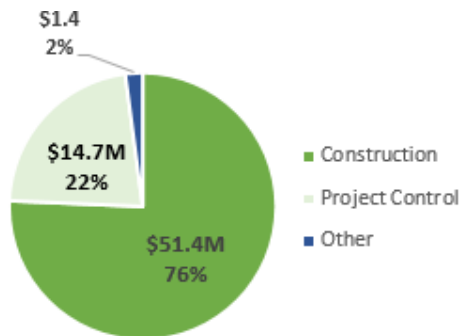
## Upcoming milestones

- Final Payment to Executive Architect in process
- LEED Gold certification from USGBC

## Status of budget



## Budget Allocation

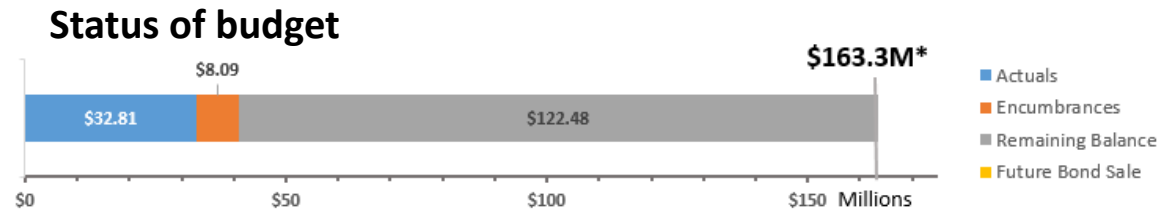


# Traffic Company & Forensic Services Division (TCFSD 2014 – \$163.3M)

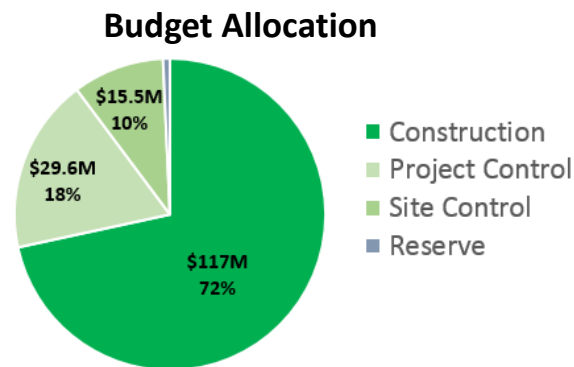
Current Phase: **Design**  
Completion Date: **Fall 2021**

## Recent accomplishments

- Site Permit issued on 12/5/18; 1 year of review by City agencies for a high priority City project
- Pile permit (addendum S1) issued
- Core trade subcontractors (representing approx. 45% of total construction cost) bids received



\* Includes estimated COI savings



## Additional Funding Sources:

Project is in funding deficit of \$17.3M – following are sources:

- ESER2010 Interest: \$500K
- ESER2010 PSB savings: \$7.2M
- ESER2014 Estimated COI Savings: \$1M (current appropriation includes est. COI savings)
- Deferred Projects: \$8.645M

## Upcoming milestones

- Fire Protection and Deep Foundations bids due in April 2019
- Foundation and Superstructure permit (addendum S2) to be issued in Q2 2019
- Structural Steel bid due in May 2019
- 50% Construction Documents due in May 2019



Civic Design Review – Phase 2  
Submitted View from Evans & Toland

## Attachment 1 | Status of Budget and Financial Plan (ESER 2010)

ESER 2010: As of March 2019

Bond Components and Projects	Bond Authorized Amount	Revised Budget (ii)	Appropriations	Expenditures	Encumbrances	Balances	Expenditures/ Appropriations
Public Safety Building (PSB) (iii)	239,000,000	236,661,975	236,661,975	228,815,421	0	7,846,554	97%
Neighborhood Fire Stations (NFS)	64,000,000	66,906,313	66,906,313	63,351,914	1,233,849	2,320,550	95%
Auxiliary Water Supply System (AWSS)	102,400,000	102,400,001	102,400,001	84,989,150	12,558,792	4,852,059	83%
Oversight, Accountability & Cost of Issuance	6,900,000	2,545,864	2,545,864	2,019,724		526,140	79%
Public Works Program Reserve		2,443,743	2,443,743			2,443,743	0%
Appropriated Unallocated Interest		4,415,033	4,415,033			4,415,033	0%
<b>TOTAL (i)</b>	<b>412,300,000</b>	<b>415,372,929</b>	<b>415,372,929</b>	<b>379,176,209</b>	<b>13,792,641</b>	<b>22,404,079</b>	<b>91%</b>

(i) PeopleSoft financial data thru Q3 FY2019

(ii) Revised budgets based on PeopleSoft appropriations; data subject to change per clean-up efforts

(iii) Estimated savings included in project balance

## Attachment 1 | Status of Budget and Financial Plan (ESER 2014)

### ESER2014: As of March 2019

Bond Components and Projects	Bond Authorized Amount	Revised Budget (ii)	Appropriations	Expenditures	Encumbrances	Balances	Expenditures/ Appropriations
Office of the Chief Medical Examiner (OCME)	63,895,000	67,533,024	67,533,024	67,352,179	409,439	-228,594	100%
Traffic Company & Forensic Services Division (TC/FSD)	162,195,000	163,375,150	163,375,150	32,811,605	8,087,789	122,475,756	20%
Police Facilities (PF)	29,490,000	29,645,661	29,645,661	17,677,860	4,797,398	7,170,403	60%
Neighborhood Fire Station (NFS)	83,555,000	80,351,381	80,351,381	23,327,690	25,214,568	31,809,123	29%
Emergency Firefighting Water System (EFWS)	54,065,000	54,347,209	54,347,209	19,987,958	10,089,262	24,269,989	37%
Oversight, Accountability & Cost of Issuance	6,800,000	2,284,545	2,284,545	1,434,045	0	850,500	63%
Public Works Program Reserve		451,187	451,187			451,187	0%
<b>TOTAL (i)</b>	<b>400,000,000</b>	<b>397,988,157</b>	<b>397,988,157</b>	<b>162,591,337</b>	<b>48,598,456</b>	<b>186,798,364</b>	<b>41%</b>

(i) PeopleSoft financial data thru Q3 FY2019

(ii) Revised budgets based on PeopleSoft appropriations; data subject to change per clean-up efforts



## Attachment 2 | Overall Bond Summary (2010 & 2014)

The Earthquake Safety and Emergency Response (ESER 2010) Bond Program consists of three components: the **Public Safety Building (PSB)**, the **Neighborhood Fire Stations (NFS)**, and the **Auxiliary Water Supply System (AWSS)**. The SFPUC manages the AWSS component and Public Works manages the remaining components. To date, there have been no upsets that would seriously compromise any client department's expectations for the successful delivery of any project.

The ESER 2014 is comprised of five components: **Office of the Chief Medical Examiner (OCME)**; **Traffic Control & Forensic Services Division (TCFSD)**; **Neighborhood Fire Stations (NFS)**; **Emergency Firefighting Water System (EFWS)**; and **Police Facilities (PF)**. The SFPUC manages the EFWS component and Public Works manages the remaining components.

The following is a brief summary of each component.

### **Public Safety Building (2010)**

The Public Safety Building (PSB) provides a new venue for the SFPD Headquarters – effectively the command and control administration of the City's police department-including the relocation of Southern District Station and a new Mission Bay Fire Station. Included in the project is the reuse of Fire Station #30, which serves as a multi-purpose facility for the Fire Department and the community. Historic resource consultants have determined that the existing fire station is eligible for the National Register of Historic Places. Consistent with the Mission Bay SEIR Addendum No. 7, Mitigation Measures, Item D.02, this facility was retained and reused in a manner that preserves its historic integrity. The other components of the project were designed to be respectful of the historic integrity of the existing fire station.

### **Neighborhood Fire Stations (2010 & 2014)**

The ESER 2010 bond will renovate or replace selected fire stations to provide improved safety and healthy work environment for the firefighters. The selected stations are determined according to their state of condition and their importance for achieving the most effective delivery of fire suppression and emergency medical services possible.

The ESER 2014 bond program is anticipated to continue the work of ESER 2010 bond, categorizing projects according to the three categories of *Focused Scope, Comprehensive, and Seismic*. The ESER 2014 bond program will continue to address identified and prioritized needs at Fire Stations that were previously not addressed under the 2010 program. Significant improvements will have been completed at all SFFD Fire Stations at the conclusion of the 2010 and 2014 bond programs.

### **Auxiliary Water Supply System and Emergency Firefighting Water System (AWSS & EFWS) (2010 & 2014)**

The Emergency Firefighting Water System includes the Auxiliary Water Supply System's high-pressure water and cistern water storage for fire suppression in several areas of the City. The Emergency Firefighting Water System is vital for protecting against the loss of life, homes, and businesses from fire following an earthquake. It is also used for the suppression of non-earthquake multiple-alarm fires.

The Earthquake Safety and Emergency Response Bonds of 2010 and 2014 will seismically improve the Auxiliary Water Supply System (AWSS) cisterns, pipelines, tunnels and physical plant.

## Attachment 2 | Overall Bond Summary (2010 & 2014)

### **Office of Chief Medical Examiner (2014)**

The existing OCME is located at the Hall of Justice (HOJ) at 850 Bryant Street. The HOJ is over 50 years old and seismically deficient. In the event of a major earthquake, this building is not expected to be operational. This project is part of a larger strategy to replace the Hall of Justice established in the City's 10-Year Capital Plan as the Justice Facilities Improvement Program (JFIP).

The \$65M project will relocate the OCME to One Newhall Street in the India Basin Industrial Park. The new facility will house approximately 50 employees who are organized into the four units of the OCME: Field Investigations, Medical/Autopsy, Laboratory, and Administration.

### **SFPD Traffic Company and Forensic Service Division (TC & FSD) (2014)**

The SFPD Traffic Company (TC) is currently located at the Hall of Justice (HOJ) at 850 Bryant Street. The SFPD Forensic Services Division (FSD) is currently located at two facilities. The FSD Administration, Crime Scene Investigations, and Identification units, with approximately 60 employees, are housed at HOJ. The FSD Crime Lab, with approximately 25 employees, is housed at Building 606 in the Hunters Point Shipyard.

The project will relocate the TC & FSD to a site located at 1995 Evans Avenue, Mission Bay, San Francisco. The project is being developed to support 109 employees for 2020 FSD demand within approximately 70,000 sf and allows for a potential future expansion if required. The SFPD – TC will support 94 employees for 2020 demand within 16,500 sf plus 8100 sf motorcycle parking garage. The Real Estate Division occupies approximately 2,100 sf with up to 7 full time employees plus meeting space to accommodate an additional 6 visiting staff. With common spaces the building is approximately 103,600 sf.

### **Police Facilities (2014)**

This bond program component includes various *Focused Scope and Comprehensive* facility upgrade projects at 12 police facilities – 9 district stations and 3 support facilities - across the City. The work scopes are derived from a series of onsite investigations, observations, and professional evaluations of different building systems that include mechanical, electrical, plumbing, fire protection, and structural safety. It also includes assessments of seismic strength, building envelope (i.e. integrity of roof, doors, windows, and walls), ADA accessibility requirements, as well as other site improvements that ensure safety and security.

The project's overall budget is \$30M, the cost to address all Police Facilities building issues is estimated as above \$250M, and therefore project priorities are selected per recommendations by the Citywide Capital Plan, including state of condition and the importance of particular improvements in achieving the most effective delivery of police services possible. The building deficiencies that inhibit public access, or that may compromise occupant life safety, and others that pertain to code compliance, will get the first priority.



[www.sfpublicworks.org](http://www.sfpublicworks.org)  
[www.sfearthquakesafety.org](http://www.sfearthquakesafety.org)