



**City & County of San Francisco**  
Honorable Edwin M. Lee, Mayor  
**GSA – Office of the City Administrator**  
Naomi Kelly, Chief Administrative Officer  
**Department of Public Works**  
Mohammed Nuru, Director

## **Earthquake Safety and Emergency Response Bond Program #1**

Monthly Status Report  
March 2013

Prepared for the

- San Francisco Police Department
- San Francisco Fire Department
- Public Utilities Commission

Submitted by Charles Higuera  
Program Manager



---

# TABLE OF CONTENTS

---

Program-wide Executive Summary ..... Page 1-4

Program Summary and Status

    San Francisco Police Department  
    Public Safety Building ..... Page 5-18

    San Francisco Fire Department  
    Neighborhood Fire Stations ..... Page 19-78

    San Francisco Public Utilities Commission  
    Auxiliary Water Supply System (AWSS)..... Page 79-84

    City and County of San Francisco  
    Office of the Controller  
    Bond Oversight/Accountability and Cost of Issuance ..... Page 85-86

Funding..... Page 87

Attachments:

    Attachment 1 – Contact Information

---

## EXECUTIVE SUMMARY

---

### **Public Safety Building**

The erection of steel is planned according to several sequences that install steel beginning along the west edge of the site and proceeding across the site to the east edge. There are 6 sequences. Steel erection began January 14, 2013 and continues through February for Sequence 1 and began for Sequence 2 and 3, followed by metal decking and concrete slab placement. Bid and Award for a remainder of eight trade packages is anticipated through the end of April.

Project Cost, inclusive of all change orders to date, is tracking well within the Total Project Budget of \$239M.

There are ostensibly 66 days of delay, which are under review by DPW and Vanir/CM Pros – JV (construction management support services consultant).

### **Neighborhood Fire Stations**

**Seismic Projects:** The Design Development phase for Station #16 is proceeding on schedule. The 50% DD set was submitted on schedule on February 21, 2013 and the cost estimate was completed on March 8. The project is slightly over budget, however certain allowances are being held until additional design development occurs on key structural issues. The 100% DD set is due to be submitted on April 19, 2013. Staff provided a project briefing to leaders of Marina / Cow Hollow neighborhood and commerce groups at a March 29 meeting hosted by District 2 Supervisor Mark Farrell.

Concept phase for Station #5 resumed as scheduled on January 28. SFFD approved concept floor plans on February 25, 2013; concept façade development continues.

The Warriors development team made various public presentations of their proposed project at Piers 30/32, which includes a new Fire Boat Station #35 at the site. SFFD direction is to assess the probability of the Warriors development EIR in June 2013 before deciding whether to continue development of the Pier 22-1/2 site as a viable backup option if needed.

**Comprehensive Projects:** Construction Documents design phase for Station #36 continues on schedule. The 50% CD cost estimate was delivered on schedule on March 4, and the project continues within budget. The 100% CD deliverable is scheduled to be submitted on April 3, 2013.

**Focused Scope Projects:** Substantial completion was achieved on Roof package #3 (3 stations) and package #4 (4 stations) on February 11, 2013. The substantial completion date reflected mutually agreed upon rain delay days. Final completion was not reached as scheduled for March 2013. Staff is working diligently to gather all close-out documents required by the contract in order to achieve Final Completion. JOC contractor began Station #2 roof replacement work as scheduled on January 7, 2013. The roof work was completed as scheduled on March 8, 2013. The contractor has filed a request for substantial completion extension to complete certain mechanical scope items by April 18, 2013. NTP for roof package 5 (2 stations) is anticipated for April 2013. Exterior Paint: Work by DPW-BBR was completed as scheduled at Station #38 on March 8. Package 4 building envelope package award phase is

underway to OnPoint Construction. NTP is anticipated in April 2013. DPW BBR began painting Station 49 in March 2013. Bidding of remaining exterior paint projects will follow completion of roof construction. NTP was issued on emergency generator Station #6 project to AAA Co. on March 25. Emergency generator Station #17 pricing proceeded in March 2013. SFFD direction is to compare the two delivery methods (design-bid-build at Station #6 and design-build using DPW in-house forces at Station #17) upon completion. The existing emergency generator at Station #15 is experiencing mechanical malfunction and the SFFD directed the Station #6 team to replace as soon as feasible. Design was submitted as scheduled on February 1. Due to the size of the generator necessary to backup specialized equipment at this station such as the Bauer unit, this project will require a BAAQMD permit.

**Auxiliary Water Supply System (AWSS)**

AECOM/AGS JV is scheduled to complete the planning study final report by September 2013.

Design work continued for Pumping Stations 1 and 2. The bid and award period for the combined Ashbury Tank, Jones Street Tank, and Twin Peaks Reservoir contract is scheduled to start in April 2013.

Design work continued for new cisterns. Construction bids were received for New Cisterns Contract A on March 28, 2013.

Planning and design work for pipeline and tunnel projects is being organized.

**Budget and Expenditures**

The total ESER bond funds allocation is \$301,115,000, the cumulative proceeds for three bond sales. The ESER expenditures increased by \$7,141,214 from \$75,985,532 to \$83,126,747 which represents 20% of the budget.

As part of the AAO FY 12-13, the Fire Department received authorization to appropriate \$8,272,000 which DPW has allocated to the Fire Boat Station No. 35, Fire Station No. 35 Slab Repair, and the FF&E Fire Station No. 1. The expenditures increased by \$78,837 from \$688,144 to \$766,981.

The combined budget, appropriation and expenditures are \$420,572,000, \$309,387,000 and \$83,893,728 respectively and it is summarized as follows:

Component	Budget	City Job Orders Allocations	Allocations/ Budget	Expenditures/	
				Expenditures	Budget
Public Safety Building	\$239,000,000	\$227,217,257	95%	\$62,453,437	26%
Neighborhood Fire Stations (NFS)	\$64,000,000	\$23,997,481	37%	\$9,878,040	15%
Auxiliary Water Supply System (AWSS)	\$102,400,000	\$46,396,776	45%	\$9,671,072	9%
Oversight, Accountability & Cost of Issuance	\$6,900,000	\$2,737,358	40%	\$1,124,197	16%
Master Project	\$0	\$766,128			
<b>Total (CESER1)</b>	<b>\$412,300,000</b>	<b>\$301,115,000</b>	<b>73%</b>	<b>\$83,126,747</b>	<b>20%</b>
<b>Fire Facility Bond Funds</b>					
7424A Fire Boat/ Fire Station No. 35	\$7,629,000	\$7,207,023	94%	\$0	0%
7433A Fire Boat/Fire Station No. 35 Slab Repair (CFCBLDFD33/3CFPSLOC)	\$343,000	\$343,000	100%	\$265,989	78%
7444A FF&E Fire Station #1 (CFCBLDFD44/3CFPSLOC)	\$300,000	\$721,977	241%	\$500,992	167%
<b>Total (CFCBLDFD)</b>	<b>\$8,272,000</b>	<b>\$8,272,000</b>	<b>100%</b>	<b>\$766,981</b>	<b>9%</b>
<b>Combined Total (ESER+Fire Facility Funds)</b>	<b>\$420,572,000</b>	<b>\$309,387,000</b>	<b>74%</b>	<b>\$83,893,728</b>	<b>20%</b>

For a detailed breakdown of the budget and expenditures refer to pages 3 and 4.

The Department of Public Works, together with the San Francisco Public Utilities Commission, is pursuing approval for the sale and appropriation of fourth bond sale in the amount of \$31,240,000 to fund the Neighborhood Fire Stations and the AWSS components as well as its related cost of issuance, accountability and GOBOC costs. For a breakdown of the fourth bond sale request, refer to the Funding section of this report.

**Earthquake Safety and  
Emergency Response Bond Program**

**Monthly Status Report  
March 2013**

Job Order Number & Title	Total Project Budget	Appropriation			Expenditures			Encumbrance	Balance	% Expenditures/ Appropriation	% Expenditures/ Budget
		Previous	Change +/-	Current	Previous	Current 03/01-03/31/13	Total				
<b>Public Safety Building</b>											
7400A Public Safety Planning (included in 7410A)	\$550,000	\$550,000	\$0	\$550,000	\$550,000	\$0	\$550,000	\$0	\$0	100%	0%
7410A Public Safety Building	\$238,450,000	\$227,217,257	\$0	\$227,217,257	\$56,754,169	\$5,699,268	\$62,453,437	\$145,546,703	\$16,156,328	27%	26%
<b>Sub-Total</b>	<b>\$239,000,000</b>	<b>\$227,217,257</b>	<b>\$0</b>	<b>\$227,217,257</b>	<b>\$56,754,169</b>	<b>\$5,699,268</b>	<b>\$62,453,437</b>	<b>\$145,546,703</b>	<b>\$19,217,117</b>	<b>27%</b>	<b>26%</b>
<b>Neighborhood Fire Stations (NFS)</b>											
<b>Focused Scope Projects</b>											
7431A Roofing	\$5,109,248	\$4,653,304	\$0	\$4,653,304	\$2,602,625	\$554,835	\$3,157,460	\$709,907	\$785,936	68%	62%
7432A Showers	\$1,472,581	\$1,087,815	\$0	\$1,087,815	\$176,211	\$3,225	\$179,436	\$24,464	\$883,915	16%	12%
7434A Window Repair	\$1,211,563	\$1,000,779	\$0	\$1,000,779	\$64,790	(\$6)	\$64,784	\$1,447	\$934,548	6%	5%
7435A Mechanical Repairs	\$724,161	\$1,711,166	\$0	\$1,711,166	\$0	\$0	\$0	\$0	\$1,711,166	0%	0%
7436A Exterior Envelope	\$1,500,009	\$1,583,791	\$0	\$1,583,791	\$165,957	\$35,938	\$201,895	\$192,030	\$1,189,866	13%	13%
7437A Generators	\$2,076,589	\$1,544,978	\$0	\$1,544,978	\$60,964	\$0	\$60,964	\$145,423	\$1,338,591	0%	3%
7438A Station #44	\$1,567,265	\$100,000	\$0	\$100,000	\$39,673	\$15,413	\$55,086	\$0	\$44,914	0%	4%
7439A Focused Scope Misc.	\$124,424	\$466,395	(\$16,000)	\$450,395	\$115,125	\$9,061	\$124,186	\$0	\$326,209	0%	100%
<b>Comprehensive</b>											
7427A Fire Station No. 36	\$4,798,218	\$1,000,000	\$0	\$1,000,000	\$350,132	\$57,549	\$407,681	\$294,359	\$297,960	41%	8%
<b>Seismic</b>											
7440A Fire Station No. 5	\$13,838,757	\$1,500,000	\$0	\$1,500,000	\$197,502	\$19,708	\$217,210	\$7,893	\$1,274,897	14%	2%
7441A Fire Station No. 9 Utility Isolation	\$200,000	\$200,000	\$0	\$200,000	\$0	\$0	\$0	\$0	\$200,000	0%	0%
7442A Fire Station No. 16	\$8,841,656	\$1,500,000	\$0	\$1,500,000	\$447,530	\$58,748	\$506,278	\$6,470	\$987,252	34%	6%
7424A Fire Boat/ Fire Station No. 35	\$9,515,859	\$590,288	\$0	\$590,288	\$81,525	\$346	\$81,871	\$0	\$508,417	14%	1%
7424A Fire Boat/ Fire Station No. 35 (CFCBLDFD24/3CFPSLOC)	\$7,629,000 (3)	\$7,629,000	(\$421,977)	\$7,207,023	\$0	\$0	\$0	\$0	\$7,207,023	0%	0%
7425A Medical/Equipment Logistics Ctr.	\$589,000	\$100,000	\$0	\$100,000	\$0	\$0	\$0	\$0	\$100,000	0%	0%
<b>Non-ESER Related</b>											
7433A Fire Boat/Fire Station No. 35 Slab Repair (CESER)		\$131,857	(\$131,857)	\$0	\$38,113	(\$38,113)	\$0	\$0	\$0	-	-
7433A Fire Boat/Fire Station No. 35 Slab Repair (CFCBLDFD33/3CFPSLOC)	\$358,000 (3)	\$43,000.00	\$0	\$43,000	\$265,931	\$58	\$265,989	\$42,781	\$34,230	78%	74%
7444A FF&E Fire Station #1 (CFCBLDFD44/3CFPSLOC)	\$722,000 (3)	\$300,000	\$421,977	\$721,977	\$422,213	\$78,779	\$500,992	\$0	\$220,985	0%	69%
<b>Soft Costs</b>											
7420A NFS (Pre-Bond)	\$1,015,669	\$1,015,669	\$0	\$1,015,669	\$1,015,669	\$0	\$1,015,669	\$0	\$0	100%	100%
7429A ESER NFS Team Building	\$0	\$0	\$16,000	\$16,000	\$0	\$0	\$0	\$0	\$16,000	0%	-
7430A Neighborhood Fire Stations	\$10,202,040	\$5,943,296	\$0	\$5,943,296	\$2,924,116	\$114,422	\$3,038,538	\$835,555	\$2,069,203	51%	30%
Component Reserve	\$775,960	\$0	\$0	\$0	\$0	\$0	\$0	\$0	\$0	-	-
<b>Sub-Total</b>	<b>\$72,272,000 (3)</b>	<b>\$32,401,338</b>	<b>(\$131,857)</b>	<b>\$32,269,481</b>	<b>\$8,968,076</b>	<b>\$909,965</b>	<b>\$9,878,040</b>	<b>\$2,260,329</b>	<b>\$20,131,112</b>	<b>31%</b>	<b>14%</b>

# Earthquake Safety and Emergency Response Bond Program

# Monthly Status Report March 2013

Job Order Number & Title	Total Project Budget	Appropriation			Expenditures			Encumbrance	Balance	% Expenditures/ Appropriation	% Expenditures/ Budget
		Previous	Change +/-	Current	Previous	Current 03/01-03/31/13	Total				
<b>Auxiliary Water Supply System (AWSS)</b>											
1390J AWSS Planning & Development	\$1,316,963	\$1,316,963	\$0	\$1,316,963	\$1,316,963	\$0	\$1,316,963	\$0	\$0	100%	1%
<b>CUW AWS AW</b>											
01. Jones Street Tank	\$6,413,883	\$900,000	\$3,110,000	\$4,010,000	\$879,531	\$89,093	\$968,624	\$55,026	\$2,986,350	0%	1%
02. Ashbury Heights Tank	\$5,821,830	\$900,000	\$5,282,316	\$6,182,316	\$733,887	\$74,328	\$808,215	\$59,834	\$5,314,267	13%	1%
03. Twin Peaks Reservoir	\$4,243,029	\$900,000	\$2,572,316	\$3,472,316	\$818,470	\$86,130	\$904,600	\$54,440	\$2,513,276	0%	1%
04. Pump Station No. 2	\$14,011,862	\$1,500,000	\$143,245	\$1,643,245	\$924,303	\$61,263	\$985,566	\$245,653	\$412,026	60%	1%
05. Pump Station No. 1	\$3,453,628	\$951,384	\$118,000	\$1,069,384	\$729,154	\$46,732	\$775,886	\$57,866	\$235,632	0%	1%
06. Cisterns Contract No. 1	\$3,552,303	\$1,000,000	\$0	\$1,000,000	\$483,739	\$7,198	\$490,937	\$4,820	\$504,243	49%	0%
07. Cisterns Contract No. 2	\$10,656,909	\$7,300,000	\$6,000,000	\$13,300,000	\$1,000,987	\$85,624	\$1,086,611	\$85,810	\$12,127,579	8%	1%
08. Cisterns Contract No. 3	\$10,656,909	\$200,000	\$0	\$200,000	\$27,360	\$6,095	\$33,455	\$4,977	\$161,568	17%	0%
09. Cisterns Contract No. 4	\$10,656,909	\$160,000	\$0	\$160,000	\$20,106	\$5,621	\$25,727	\$5,183	\$129,090	0%	0%
10. Pipes and Tunnels AWSS Modernization Study	\$3,000,000	\$3,000,000	\$0	\$3,000,000	\$1,953,662	\$62,343	\$2,016,005	\$522,585	\$461,410	67%	2%
11. Pipe/Tunnel #1	\$9,443,275	\$411,800	\$0	\$411,800	\$253,742	\$4,741	\$258,483	\$5,099	\$148,218	63%	0%
Pipe/Tunnel #2	\$9,443,275	\$0	\$0	\$0	\$0	\$0	\$0	\$0	\$0	0%	0%
Pipe/Tunnel #3	\$9,729,225	\$0	\$0	\$0	\$0	\$0	\$0	\$0	\$0	0%	0%
CUW AWS 01	\$0	\$27,856,629	(\$17,225,877)	\$10,630,752	\$0	\$0	\$0	\$0	\$10,630,752	100%	0%
<b>Sub-Total</b>	<b>\$102,400,000</b>	<b>\$46,396,776</b>	<b>\$0</b>	<b>\$46,396,776</b>	<b>\$9,141,904</b>	<b>\$529,168</b>	<b>\$9,671,072 (1)</b>	<b>\$1,101,293</b>	<b>\$35,624,411</b>	<b>21%</b>	<b>9%</b>
<b>General Obligation Bond (GOB) Oversight/Accountability and Cost of Issuance and Associated Costs</b>											
Controller's Audit Fund (081C4)	\$810,800	\$597,825	\$0	\$597,825	\$5,719	\$0	\$5,719	\$592,106	\$0	1%	0%
Citizens GOB Oversight Committee (081GO)	\$405,400	\$301,115	\$0	\$301,115	\$3,445	\$2,813	\$6,258	\$294,857	\$0	2%	0%
Cost of Issuance (06C00+07311)	\$5,683,800	\$877,594	\$0	\$877,594	\$900,267	\$0	\$900,267	\$0	(\$22,673)	60%	20%
Underwriter's Discount		\$960,824	\$0	\$960,824	\$211,953	\$0	\$211,953 (2)	\$0			
<b>Sub-Total</b>	<b>\$6,900,000</b>	<b>\$2,737,358</b>	<b>\$0</b>	<b>\$2,737,358</b>	<b>\$1,121,384</b>	<b>\$2,813</b>	<b>\$1,124,197</b>	<b>\$886,963</b>	<b>\$726,198</b>	<b>41%</b>	<b>16%</b>
<b>Master Project (06C00+06700)</b>		<b>\$634,271</b>	<b>\$131,857</b>	<b>\$766,128</b>	<b>\$0</b>	<b>\$0</b>	<b>\$0</b>	<b>\$0</b>	<b>\$766,128</b>	<b>0%</b>	<b>-</b>
<b>Total</b>	<b>\$420,572,000 (3)</b>	<b>\$309,387,000</b>	<b>\$0</b>	<b>\$309,387,000 (3)</b>	<b>\$75,985,532</b>	<b>\$7,141,214</b>	<b>\$83,126,747</b>	<b>\$149,795,288</b>	<b>\$76,464,965</b>	<b>27%</b>	<b>20%</b>

As of 04/10/13, the FAMIS fiscal month 09 2013 (March 2013), actual expenditures are \$147,104,249. The variances are as follows:

- (1) The transfer out to PUC AWSS is shown as actual (0935W OTO TO SW-WATER DE)
  - (a) less \$1,316,963 for forecasted pre-bond expenditures not yet posted in FAMIS
  - (b) less \$8,354,109 for actuals per FAMIS Project structure CUW AWS AW posted as of 04/10/13.
- (2) Bond Sale Premiums
  - (a) The First Bond Sale underwriters discount of \$211,953 was separated from the premium \$5,118,923
  - (b) Deducted underwriters discount \$211,953 from 0934G OTO TO 4D/GOB-GEN and added it to 07311 BOND ISSUANCE COST
  - (c) The Second Bond Sale premium of \$16,898,267 (0934G)
  - (d) The Third Bond Sale premium of \$6,213,547 (0934G)
- (3) The budget for NFS increased by \$8.272M from \$64M to \$73.372M to include previous Fire Facility Bond Funds to supplement ESER1 NFS funds. As a result, the overall budget increased from \$412.3M to \$420.572M. The additional funds are under project structure (CFCBLDFDXX) / funding source (3CFPSLOC)
  - (a) Less Job Order appropriation and expenditures reported under 7424A, 7433A, 7444A

Total (CESER1)

\$46,396,776
(\$1,316,963)
(\$8,354,109)
\$5,118,923
(\$211,953)
\$16,898,268
\$6,213,547
(\$8,272,000)
(\$766,981)
\$301,115,000
\$147,104,249

# PROGRAM SUMMARY AND STATUS

## Public Safety Building



Structural Steel and Deck at Sequence 5.



Shotcrete at Level 1 Wall.



View of Building looking East.



Welding at Level 3, Sequence 5



**Project Description:** The Public Safety Building (PSB) is meant to provide a new venue for the SFPD Headquarters – effectively the command and control administration of the City’s police department-including the relocation of Southern District Station and a new Mission Bay Fire Station. Included in the project is the reuse of Fire Station #30, which will serve as a multi-purpose facility for the Fire Department and the community. Historic resource consultants have determined that the existing fire station is eligible for the National Register of Historic Places. Consistent with the Mission Bay SEIR Addendum No. 7, Mitigation Measures, Item D.02, this facility will be retained and reused in a manner that preserves its historic integrity. The other components of the project will be designed to be respectful of the historic integrity of the existing fire station.

Both the Police Headquarters and the Southern District Police station are located at 850 Bryant also known as the Hall of Justice. This facility is over 50 years old and does not meet current seismic codes and requirements. In the event of a major earthquake, this building is not expected to be operational. The PSB will provide a new venue for these two police elements that are a part of a larger strategy to replace the Hall of Justice, established in the City’s Capital Plan as the *Justice Facilities Improvement Program* (JFIP).

**Project Background:** The functionality of the entire police department in the event of a major catastrophe relies on the ability of the police leadership within police command center headquarters to promptly and properly coordinate public safety services in the city. The district station plays an equally critical role in providing responsive public safety to residents of San Francisco in a timely manner. This station includes those working the front line that are the first to arrive at a crime scene, maintain the peace during difficult situations, assist in the investigation of criminal activity; provide support to other first responders including the Fire Department, the Medical Examiner and Crime Scene Investigation (CSI).

**Project Status:**

Construction Activities:

- Steel erection for Sequences 3 through 5 at levels 1 through 6, targeting completion by mid-April.
- Metal stud framing installation continues at all levels for sequence 1, beginning
- Layout and insert installations for mechanical, electrical, plumbing components underway through March.
- Fire-proofing (on structural steel) for Sequence #1 began in March, to be continued by sequences 2 and 3.
- Architectural wall mockups and concrete mix testing underway in March, to target approval on first week of April.

DBI continues to review, in parallel, permit addenda – MEP, Architectural, Fuel Tank, Curtainwall, Fire protection, and the separate Fire Station 30 building permit. Fire Station 30 permit plan check have been completed and expected to be issued in April. A remainder of three permit addenda will be submitted by the Contractor by June 2013.

**Project Schedule:**

DPW and Construction Management Consultants are reviewing 66 working days of project delay on the project critical path.

- Utilities and Site Work affected by other Agencies – 36 working Days (51 calendar days)
- Site/ Foundation Permit issuance delay – 5 working days (7 calendar days)
- Structural Design Revisions – 25 working days (35 calendar days)

RFQ/RFP issuance, pre-qualification, and pre-bid meetings, RFQ application scoring, are occurring for various trade packages.

**Trade Package Activities:**

- Ceramic Tiles RFQ evaluation on 3/5 resulted in 3 qualified firms; DPW and CM/GC is outreaching to additional firms to solicit additional interests.
- Acoustical Ceiling bids opened on 3/7, with 4 bids ranging from \$1.19M to \$1.78M, tracking against a budget of \$1.5M.
- Architectural Louvers and Metal Panels received one bid on 3/14, out of three qualified bidders. Review of the lowest apparent bid is underway for technical responsiveness.

Schedule Summary - March 2013										Public Safety Building														
ID	Task Name	Duration	Estimate Start	Estimate Finish	Baseline Start	Baseline Finish	Actual Start	Actual Finish		1st Half	1st Half	1st Half	1st Half	1st Half	1st Half	1st Half	1st Half	1st Half	1st Half	1st Half	1st Half	1st Half		
										Qtr 1	Qtr 2	Qtr 1	Qtr 2	Qtr 1	Qtr 2	Qtr 1	Qtr 2	Qtr 1	Qtr 2	Qtr 1	Qtr 2	Qtr 1	Qtr 2	
0	<b>Public Safety Building</b>	<b>1717 days?</b>	<b>Wed 1/21/09</b>	<b>Thu 8/20/15</b>	<b>Wed 1/21/09</b>	<b>Thu 8/20/15</b>	<b>Wed 1/21/09</b>	<b>NA</b>	<b>NA</b>															
1	<b>PLANNING</b>	<b>1 day</b>	<b>Wed 1/21/09</b>	<b>Wed 1/21/09</b>	<b>Wed 1/21/09</b>	<b>Wed 1/21/09</b>	<b>NA</b>	<b>NA</b>																
2	Planning Start	1 day	Wed 1/21/09	Wed 1/21/09	Wed 1/21/09	Wed 1/21/09	NA	NA																
3	Planning Completion - MOU Signed	1 day	Wed 1/21/09	Wed 1/21/09	Wed 1/21/09	Wed 1/21/09	NA	NA																
4	<b>DESIGN</b>	<b>642 days?</b>	<b>Mon 11/15/10</b>	<b>Tue 4/30/13</b>	<b>Mon 11/15/10</b>	<b>Thu 4/25/13</b>	<b>Mon 11/15/10</b>	<b>NA</b>																
5	Design Start	0 days	Mon 11/15/10	Mon 11/15/10	Mon 11/15/10	Mon 11/15/10	Mon 11/15/10	Mon 11/15/10																
6	PSB - Design Start	0 days	Mon 11/15/10	Mon 11/15/10	Mon 11/15/10	Mon 11/15/10	Mon 11/15/10	Mon 11/15/10																
7	PSB - Schematic Design	45 days	Mon 11/15/10	Fri 1/14/11	Mon 11/15/10	Fri 1/14/11	Mon 11/15/10	Fri 1/14/11																
8	<b>Design Development (50% of PS&amp;E)</b>	<b>225 days</b>	<b>Mon 2/14/11</b>	<b>Fri 12/23/11</b>	<b>Mon 2/14/11</b>	<b>Fri 12/23/11</b>	<b>Mon 2/14/11</b>	<b>Fri 12/23/11</b>																
9	PSB - 50%DD	80 days	Mon 2/14/11	Fri 6/3/11	Mon 2/14/11	Fri 6/3/11	Mon 2/14/11	Fri 6/3/11																
10	PSB - 100%DD	55 days	Mon 7/25/11	Fri 10/7/11	Mon 7/25/11	Fri 10/7/11	Mon 7/25/11	Fri 10/7/11																
11	FS#30 - 50%DD	30 days	Mon 10/30/11	Fri 11/18/11	Mon 10/30/11	Fri 11/18/11	Mon 10/30/11	Fri 11/18/11																
12	FS#30 - 100%DD	25 days	Mon 11/21/11	Fri 12/23/11	Mon 11/21/11	Fri 12/23/11	Mon 11/21/11	Fri 12/23/11																
13	<b>Design Committed (95% of PS&amp;E)</b>	<b>335 days?</b>	<b>Mon 11/21/11</b>	<b>Fri 3/1/13</b>	<b>Mon 11/21/11</b>	<b>Fri 3/1/13</b>	<b>Mon 11/21/11</b>	<b>NA</b>																
14	PSB - 30%CD	20 days	Mon 11/21/11	Fri 12/16/11	Mon 11/21/11	Fri 12/16/11	Mon 11/21/11	Fri 12/16/11																
15	PSB - 60%CD	43 days	Wed 12/21/11	Fri 2/17/12	Wed 12/21/11	Fri 2/17/12	Wed 12/21/11	Fri 2/17/12																
16	PSB - 90%CD	45 days	Mon 2/20/12	Fri 4/20/12	Mon 2/20/12	Fri 4/20/12	Mon 2/20/12	Fri 4/20/12																
17	PSB - Bid Pkg 9 & 10	70 days?	Mon 4/23/12	Fri 7/27/12	Mon 4/23/12	Fri 7/27/12	Mon 4/23/12	Fri 7/27/12																
18	PSB - 100%CD	10 days	Mon 12/3/12	Fri 12/14/12	Mon 12/3/12	Fri 12/14/12	Mon 12/3/12	Fri 12/14/12																
19	FS#30 - 50%CD	45 days	Mon 1/9/12	Fri 3/9/12	Mon 1/9/12	Fri 3/9/12	Mon 1/9/12	Fri 3/9/12																
20	FS#30 - 90%CD	55 days	Mon 3/12/12	Fri 5/25/12	Mon 3/12/12	Fri 5/25/12	Mon 3/12/12	Fri 5/25/12																
21	FS#30 - Bid Pkg	90 days	Thu 7/5/12	Fri 3/1/13	Thu 7/5/12	Fri 3/1/13	Thu 7/5/12	NA																
22	<b>Design Completed (100% of PS&amp;E)</b>	<b>65 days</b>	<b>Mon 9/17/12</b>	<b>Mon 12/17/12</b>	<b>Mon 9/17/12</b>	<b>Mon 12/17/12</b>	<b>Mon 9/17/12</b>	<b>Mon 12/17/12</b>																
23	PSB - Design Completed	0 days	Mon 12/17/12	Mon 12/17/12	Mon 12/17/12	Mon 12/17/12	Mon 12/17/12	Mon 12/17/12																
24	FS#30 - Design Completed	0 days	Mon 9/17/12	Mon 9/17/12	Mon 9/17/12	Mon 9/17/12	Mon 9/17/12	Mon 9/17/12																
25	<b>PERMITTING</b>	<b>409 days?</b>	<b>Thu 10/6/11</b>	<b>Tue 4/30/13</b>	<b>Thu 10/6/11</b>	<b>Thu 4/25/13</b>	<b>Thu 10/6/11</b>	<b>NA</b>																
26	Indicator Piles	32 days?	Fri 10/7/11	Mon 11/21/11	Fri 10/7/11	Mon 11/21/11	Fri 10/7/11	Mon 11/21/11																
27	Excavation, Utility & Shoring	50 days?	Tue 11/22/11	Mon 1/30/12	Tue 11/22/11	Mon 1/30/12	Tue 11/22/11	Mon 1/30/12																
28	PSB - Site Permit	125 days?	Thu 10/6/11	Wed 3/28/12	Thu 10/6/11	Wed 3/28/12	Thu 10/6/11	Wed 3/28/12																
29	PSB(A1): Production Piles	34 days?	Fri 2/10/12	Wed 3/28/12	Fri 2/10/12	Wed 3/28/12	Fri 2/10/12	Wed 3/28/12																
30	PSB (A2): Foundation	52 days?	Thu 4/5/12	Fri 6/15/12	Thu 4/5/12	Fri 6/15/12	Thu 4/5/12	Fri 6/15/12																
31	PSB (A3): Superstructure	198 days	Thu 4/5/12	Mon 1/7/13	Thu 4/5/12	Mon 1/7/13	Thu 4/5/12	Mon 1/7/13																
32	PSB (A4): MEP	119 days	Wed 10/31/12	Mon 4/15/13	Wed 10/31/12	Fri 3/15/13	Wed 10/31/12	NA																
33	PSB (A5): Architectural	90 days	Fri 12/21/12	Thu 4/25/13	Fri 12/21/12	Thu 4/25/13	NA	NA																

Schedule Summary - March 2013

**Public Safety Building**

ID	Task Name	Duration	Estimate Start	Estimate Finish	Baseline Start	Baseline Finish	Actual Start	Actual Finish	1st Half		1st Half		1st Half		1st Half		1st Half		1st Half	
									Qtr 1	Qtr 3	Qtr 1	Qtr 3	Qtr 1	Qtr 3	Qtr 1	Qtr 3	Qtr 1	Qtr 3		
34	PSB (A6): Fire Suppression/ DB	45 days	Tue 2/12/13	Mon 4/15/13	Tue 2/12/13	Mon 3/25/13	Tue 2/12/13	NA												
35	PSB (A7): Fuel Oil Tank	30 days	Wed 3/20/13	Tue 4/30/13	Fri 2/1/13	Thu 3/14/13	NA	NA												
36	PSB (A8): Curtain Wall	30 days	Mon 3/4/13	Fri 4/12/13	Mon 3/4/13	Fri 4/12/13	Mon 3/4/13	NA												
37	FS#30: Building	198 days?	Thu 7/5/12	Mon 4/8/13	Thu 7/5/12	Fri 3/29/13	Thu 7/5/12	NA												
38	<b>BID and Award</b>	<b>874 days?</b>	<b>Fri 12/18/09</b>	<b>Wed 4/24/13</b>	<b>Fri 12/18/09</b>	<b>Wed 4/24/13</b>	<b>Fri 12/18/09</b>	<b>NA</b>												
39	Advertisement	0 days	Tue 11/22/11	Tue 11/22/11	Tue 11/22/11	Tue 11/22/11	Tue 11/22/11	Tue 11/22/11												
40	Bid	0 days	Thu 12/8/11	Thu 12/8/11	Thu 12/8/11	Thu 12/8/11	Thu 12/8/11	Thu 12/8/11												
41	Award	0 days	Fri 12/18/09	Fri 12/18/09	Fri 12/18/09	Fri 12/18/09	Fri 12/18/09	Fri 12/18/09												
42	<b>Bid Pkg RFQ to WRL</b>	<b>502 days?</b>	<b>Tue 5/24/11</b>	<b>Wed 4/24/13</b>	<b>Tue 5/24/11</b>	<b>Wed 4/24/13</b>	<b>Tue 5/24/11</b>	<b>NA</b>												
43	BP#1: ptholing, fencing	60 days	Tue 5/24/11	Mon 8/15/11	Tue 5/24/11	Mon 8/15/11	Tue 5/24/11	Mon 8/15/11												
44	BP#2: Shoring, surveying	54 days?	Thu 8/4/11	Tue 10/18/11	Thu 8/4/11	Tue 10/18/11	Thu 8/4/11	Tue 10/18/11												
45	BP#3: Piles, dewatering	48 days?	Wed 9/21/11	Sat 11/26/11	Wed 9/21/11	Sat 11/26/11	Wed 9/21/11	Sat 11/26/11												
46	BP#4: Curtainwall	50 days?	Fri 8/19/11	Thu 10/27/11	Fri 8/19/11	Thu 10/27/11	Fri 8/19/11	Thu 10/27/11												
47	BP#5: Excavation, temp elec./ water	48 days?	Thu 9/29/11	Mon 12/5/11	Thu 9/29/11	Mon 12/5/11	Thu 9/29/11	Mon 12/5/11												
48	BP#6: fire sprinkler, window washing	72 days?	Wed 12/21/11	Thu 3/29/12	Wed 12/21/11	Thu 3/29/12	Wed 12/21/11	Thu 3/29/12												
49	BP#7A: Steel, waterproofing, elev.	75 days?	Wed 2/29/12	Tue 6/12/12	Wed 2/29/12	Tue 6/12/12	Wed 2/29/12	Tue 6/12/12												
50	BP#7B: FS#30 Elevator	72 days?	Wed 3/14/12	Thu 6/21/12	Wed 3/14/12	Thu 6/21/12	Wed 3/14/12	Thu 6/21/12												
51	BP#8A: metal, slab, MEP, framing	120 days?	Fri 3/30/12	Thu 9/13/12	Fri 3/30/12	Thu 9/13/12	Fri 3/30/12	Thu 9/13/12												
52	BP#8B: FS#30 Low voltage	120 days?	Mon 4/16/12	Fri 9/28/12	Mon 4/16/12	Fri 9/28/12	Mon 4/16/12	Fri 9/28/12												
53	BP#10A: Arch. Conc. Skylights, Doors, Misc. Metals	98 days?	Wed 7/18/12	Fri 11/30/12	Wed 7/18/12	Fri 11/30/12	Wed 7/18/12	Fri 11/30/12												
54	BP#10B: CMU, Interiors, remaining trades	77 days?	Thu 8/16/12	Fri 11/30/12	Thu 8/16/12	Fri 11/30/12	Thu 8/16/12	Fri 11/30/12												
55	BP#10C: Interior Glazing, Specialties, Flooring	50 days?	Thu 9/27/12	Wed 12/5/12	Thu 9/27/12	Wed 12/5/12	Thu 9/27/12	Wed 12/5/12												
56	BP#10D: Ceramic Tiles; Furnishing; Utilities; Signage	165 days?	Thu 9/6/12	Wed 4/24/13	Thu 9/6/12	Wed 4/24/13	Thu 9/6/12	NA												
57	BP#11: FS#30	98 days	Fri 7/6/12	Tue 11/20/12	Fri 7/6/12	Tue 11/20/12	Fri 7/6/12	Tue 11/20/12												
58	<b>CONSTRUCTION</b>	<b>1164 days?</b>	<b>Wed 6/9/10</b>	<b>Mon 11/24/14</b>	<b>Mon 10/3/11</b>	<b>Fri 10/31/14</b>	<b>Wed 6/9/10</b>	<b>NA</b>												
59	NTP	0 days	Wed 6/9/10	Wed 6/9/10	Tue 12/13/11	Tue 12/13/11	Wed 6/9/10	Wed 6/9/10												
60	Site Work and Prep	90 days?	Mon 10/3/11	Fri 2/3/12	Mon 10/3/11	Fri 2/3/12	Mon 10/3/11	Fri 2/3/12												
61	Basement Excavation	78 days?	Wed 2/8/12	Fri 5/25/12	Wed 2/8/12	Fri 5/25/12	Wed 2/8/12	Fri 5/25/12												
62	Basement Foundation	128 days?	Mon 6/4/12	Wed 11/28/12	Mon 6/4/12	Tue 9/4/12	Mon 6/4/12	Wed 11/28/12												
63	Elevator/ Sump Pits	30 days?	Mon 10/8/12	Fri 11/16/12	Mon 10/8/12	Fri 11/16/12	Mon 10/8/12	Fri 11/16/12												
64	Basement/ Interior Concrete Walls	166 days?	Tue 10/30/12	Tue 6/18/13	Tue 10/30/12	Fri 6/7/13	Tue 10/30/12	NA												
65	Level 1 Excavation/ Foundation	269 days?	Fri 3/30/12	Wed 4/10/13	Fri 3/30/12	Tue 4/9/13	Fri 3/30/12	NA												

# Earthquake Safety and Emergency Response Bond Program

# Monthly Status Report March 2013

Schedule Summary - March 2013																		
Public Safety Building																		
ID	Task Name	Duration	Estimate Start	Estimate Finish	Baseline Start	Baseline Finish	Actual Start	Actual Finish	1st Half Qtr 1	1st Half Qtr 3	1st Half Qtr 1	1st Half Qtr 3	1st Half Qtr 1	1st Half Qtr 3	1st Half Qtr 1	1st Half Qtr 3	1st Half Qtr 1	1st Half Qtr 3
66	Steel Erection and Metal Decking	106 days?	Mon 1/7/13	Mon 6/3/13	Mon 1/7/13	Mon 6/3/13	Mon 1/7/13	NA										
67	Slab on Deck Pour	129 days?	Thu 2/14/13	Tue 8/13/13	Thu 2/14/13	Tue 8/13/13	Thu 2/14/13	NA										
68	Garage - Basement Level	314 days?	Mon 2/11/13	Thu 4/24/14	Thu 2/28/13	Wed 4/16/14	Mon 2/11/13	NA										
69	Garage - Parking L1 to L4	124 days?	Fri 6/28/13	Wed 12/18/13	Thu 6/27/13	Tue 12/10/13	NA	NA										
70	Exterior - Arch Concrete Wall	248 days?	Wed 10/3/12	Fri 9/13/13	Fri 3/15/13	Wed 9/4/13	NA	NA										
71	Exterior - Curtain Wall Glazing	171 days?	Thu 4/4/13	Thu 11/28/13	Thu 3/28/13	Mon 11/25/13	NA	NA										
72	Exterior - Screen Wall	71 days?	Fri 9/20/13	Fri 12/27/13	Thu 9/19/13	Thu 12/26/13	NA	NA										
73	Roofing	130 days?	Fri 7/19/13	Thu 1/16/14	Mon 5/13/13	Wed 10/16/13	NA	NA										
74	<b>Interiors and Equipment</b>	<b>295 days?</b>	<b>Thu 2/28/13</b>	<b>Wed 4/16/14</b>	<b>Thu 2/28/13</b>	<b>Tue 4/15/14</b>	<b>Thu 2/28/13</b>	<b>NA</b>										
75	West Tower	275 days?	Thu 2/28/13	Wed 3/19/14	Thu 2/28/13	Wed 3/19/14	Thu 2/28/13	NA										
76	Central Core	287 days?	Tue 3/5/13	Wed 4/9/14	Tue 4/30/13	Wed 4/9/14	NA	NA										
77	East Tower	184 days?	Fri 8/2/13	Wed 4/16/14	Fri 8/2/13	Wed 4/16/14	NA	NA										
78	Central Core and West Tower	167 days?	Mon 7/22/13	Tue 3/11/14	Mon 7/22/13	Tue 3/11/14	NA	NA										
79	Sitework / Landscaping/ Art Installation	129 days	Tue 10/22/13	Fri 4/18/14	Tue 10/15/13	Mon 2/10/14	NA	NA										
80	Vertical Transportation	393 days	Mon 10/8/12	Wed 4/9/14	Fri 10/12/12	Thu 4/24/14	NA	NA										
81	<b>Fire Station 30</b>	<b>297 days?</b>	<b>Thu 2/7/13</b>	<b>Fri 3/28/14</b>	<b>Thu 2/7/13</b>	<b>Wed 3/19/14</b>	<b>Thu 2/7/13</b>	<b>NA</b>										
82	(E) FS protection	1 day?	Thu 2/7/13	Thu 2/7/13	Thu 2/7/13	Thu 2/7/13	Thu 2/7/13	Thu 2/7/13										
83	Pre-Construction/ Mobilization	40 days?	Thu 4/4/13	Wed 5/29/13	Tue 3/26/13	Mon 5/20/13	NA	NA										
84	Foundation and Structural Work	57 days?	Thu 4/25/13	Fri 7/12/13	Tue 4/16/13	Fri 7/26/13	NA	NA										
85	Masonry restoration (Walls and Rooftop)	86 days?	Thu 5/30/13	Thu 9/26/13	Tue 5/21/13	Fri 9/20/13	NA	NA										
86	Roofing and Framing	16 days?	Thu 8/29/13	Thu 9/19/13	Tue 8/20/13	Thu 10/10/13	NA	NA										
87	Finishes	98 days?	Tue 10/1/13	Thu 2/13/14	Wed 9/11/13	Tue 2/4/14	NA	NA										
88	FS30 Punchlist and Commissioning	30 days?	Mon 2/17/14	Fri 3/28/14	Wed 2/5/14	Wed 3/19/14	NA	NA										
89	Closeout and Commissioning	97 days?	Thu 3/20/14	Fri 8/1/14	Thu 3/20/14	Fri 10/31/14	NA	NA										
90	Substantial Completion	0 days	Wed 6/18/14	Wed 6/18/14	Wed 6/18/14	Wed 6/18/14	NA	NA										
91	Final Completion	0 days	Tue 8/19/14	Tue 8/19/14	Tue 8/19/14	Tue 8/19/14	NA	NA										
92	<b>FF+E / Move-In</b>	<b>568 days?</b>	<b>Thu 9/20/12</b>	<b>Mon 11/24/14</b>	<b>Thu 9/20/12</b>	<b>Fri 10/31/14</b>	<b>Thu 9/20/12</b>	<b>NA</b>										
93	FF+E Specification and Procurement	314 days?	Thu 9/20/12	Tue 12/3/13	Thu 9/20/12	Tue 12/3/13	Thu 9/20/12	NA										
94	Fabricate and Ship Furniture	146 days?	Tue 12/24/13	Tue 7/15/14	Tue 12/24/13	Tue 7/15/14	NA	NA										
95	Order, Delivery, Installation	86 days?	Mon 1/27/14	Mon 5/26/14	Mon 1/27/14	Mon 5/26/14	NA	NA										
96	Inspections, Acceptance, Punch-list	73 days?	Mon 5/26/14	Wed 9/3/14	Mon 5/26/14	Wed 9/3/14	NA	NA										
97	Move into PSB	19 days?	Wed 10/29/14	Mon 11/24/14	Wed 10/1/14	Fri 10/17/14	NA	NA										
98	Target Occupancy	0 days	Mon 11/24/14	Mon 11/24/14	Fri 10/31/14	Fri 10/31/14	NA	NA										
99	<b>CLOSING-OUT</b>	<b>172 days</b>	<b>Mon 12/22/14</b>	<b>Wed 8/19/15</b>	<b>Mon 12/22/14</b>	<b>Wed 8/19/15</b>	<b>NA</b>	<b>NA</b>										

Schedule Summary - March 2013

Public Safety Building

ID	Task Name	Duration	Estimate Start	Estimate Finish	Baseline Start	Baseline Finish	Actual Start	Actual Finish	1st Half		1st Half		1st Half		1st Half		1st Half		1st Half		
									Qtr 1	Qtr 3	Qtr 1	Qtr 3	Qtr 1	Qtr 3	Qtr 1	Qtr 3	Qtr 1	Qtr 3	Qtr 1	Qtr 3	
100	Closeout Request (Final Transmittal)	0 days	Mon 12/22/14	Mon 12/22/14	Mon 12/22/14	Mon 12/22/14	NA	NA													
101	JO Closed in JOA	0 days	Wed 8/19/15	Wed 8/19/15	Wed 8/19/15	Wed 8/19/15	NA	NA													
102	<b>PROJECT FINANCIALS</b>	<b>1716 days</b>	<b>Thu 1/22/09</b>	<b>Thu 8/20/15</b>	<b>Thu 1/22/09</b>	<b>Thu 8/20/15</b>	<b>NA</b>	<b>NA</b>													
103	<b>PROJECT CONTROL COSIS</b>	<b>3 days</b>	<b>Thu 1/22/09</b>	<b>Mon 1/26/09</b>	<b>Thu 1/22/09</b>	<b>Mon 1/26/09</b>	<b>NA</b>	<b>NA</b>													
104	DPW Labor (Task 10 - 19)	1 day	Thu 1/22/09	Thu 1/22/09	Thu 1/22/09	Thu 1/22/09	NA	NA													
105	Consultant Services (Task 50-59 or 5[A-Z])	1 day	Fri 1/23/09	Fri 1/23/09	Fri 1/23/09	Fri 1/23/09	NA	NA													
106	Other Costs	1 day	Mon 1/26/09	Mon 1/26/09	Mon 1/26/09	Mon 1/26/09	NA	NA													
107	<b>CONSTRUCTION COSTS</b>	<b>1095 days</b>	<b>Wed 6/9/10</b>	<b>Tue 8/19/14</b>	<b>Tue 12/13/11</b>	<b>Tue 8/19/14</b>	<b>NA</b>	<b>NA</b>													
108	Construction Contract (AE Estimate) (Task 40-47)	1 day	Wed 6/9/10	Wed 6/9/10	Tue 12/13/11	Tue 12/13/11	NA	NA													
109	Construction Contingency (Task 48-49)	1 day	Tue 8/19/14	Tue 8/19/14	Tue 8/19/14	Tue 8/19/14	NA	NA													
110	Reserve (Task 90-99)	1 day	Thu 8/20/15	Thu 8/20/15	Thu 8/20/15	Thu 8/20/15	NA	NA													

**Project Budget Status:** The budget for the Public Safety Building is \$239,000,000. The approved appropriated amount is \$227,217,257 funded from the proceeds of both the First and Second Bond Sales.

**Current Expenditures:** The expenditures increased by **\$5,699,268** from \$56,754,169 to \$62,453,437. The following is an account of the expenditures for this month:

1. CONSTRUCTION, PURCHASE, & INSTALLATION increased by **\$5,419,474** as follows:
  - Task 40 Charles Pankow Builders increased by \$5,413,582 from \$28,177,976 to \$33,591,558 for construction services provided in January 2013 and submitted as progress payment request #31.
  - Task 28 Art Commission increased by \$5,892 from \$1,101,611 to \$1,107,503 for administrative services through March 15.
2. PROJECT CONTROL increased by **\$279,794** from \$27,294,205 to \$27,573,999 as follows. Note all labor activities provided by DPW are through March 15 unless otherwise noted.
  - Task 11a DPW/PM increased by \$58,888 from \$2,217,243 to \$2,276,132 for project management services.
  - Task 18 DPW/Administration increased by \$10,413 from \$24,458 to \$34,871 for public relations services.
  - Task RP Reproduction Services increased by \$6,067 from \$15,075 to \$21,142 for reproduction services.
  - Task 12c DPW Disability Access Coordinator increased by \$1,420 from \$32,217 to \$33,637.
  - Task 11b DPW/BDC increased by \$69,861 from \$3,241,834 to \$3,311,695 for services including the following:
    - FS30
      - Building Permit approved. Construction kick-off meeting held.
    - PSB Interiors
      - Continued construction Administration efforts including responding to RFIs, reviewing submittals, reviewing construction, and MEPFS coordination meetings
  - Task 12a DPW/IDC Structural increased by \$255 from \$53,642 to \$53,897 for peer review services.
  - Task 11c DPW BDC increased by \$23,213 from \$386,517 to \$409,730 for FF&E Color board submitted to project management and Worked on FF&E drawings and specifications and reviewed scope with the purchaser.
  - Task 5H Kai-Yee Woo increased by \$5,580 from \$68,954 to \$74,534 for professional services from 12/16/12 thru 02/28/13 including FF&E Asset Management database development, layout plans/equipment options, schedule, communications, submittals, vendor/manufacturer communications and attendance of meetings.
  - Task 5D Vanir – Construction Management Support Services increased by \$33,417 from \$321,340 to \$354,757 for services provided in December and submitted as progress payment no. 10.
  - Task 11d DPW BDC increased by \$19,579 from \$233,720 to \$253,298 for construction management.

- Task 54 Charles Pankow Builders, Ltd. increased by \$8,728 from \$2,338,561 to \$2,347,289 for pre-construction services provided in January 2013 and submitted as progress payment request #31.
- Task 31 PUC/EnerNoc increased by \$16,404 from \$97,781 to \$114,185 for building commission services.
- Task 5K AEW Engineers submitted first progress payment request in the amount of \$17,761 for additional dust and airborne asbestos monitoring services.
- Task 53 GTC Geotechnical increased by \$5,904 from \$862,442 to \$868,346 for geotechnical consulting services provided between 11/24/12 thru 02/1/13 and submitted as progress payment request no. 29. Services included project coordination and management, response to contractor's RFIs regarding fill materials, monitoring of inclinometers and piezometers, preparation and distribution of inclinometer deflection plots and daily field reports and work plan.
- Task 5J AEW Engineers submitted final progress payment request in the amount of \$485 increasing the expenditures from \$34,515 to \$35,000 for environmental support.

**Current Allocations:** The current allocation remained at \$227,217,257. The job order reserve (Task 99) decreased by \$571,259 from \$14,571,230 to \$13,999,971 and Task 5C MTSI decreased by \$146,009 from \$1,607,694 to \$1,461,685 to fund following transactions:

- Task 28 Art Commission the budget allocation increased by \$710,848 from \$1,578,305 to \$2,289,153 for FY 12/13 administration of art program.
- Task 33,38 PUC/PG&E Temporary & Permanent Power increased by \$4,770 from \$255,681 to \$260,451.
- Task 80 DPW/Project Management Miscellaneous increased by \$150 from \$4,382 to \$4,532 for travel reimbursement request.
- Task 5O Sandis Civil Engineers a budget was created for surveying services and coordination and preliminary title reports.

Refer to pages 14 thru 17 for further detail.



Service/Task Description	Revised 09/05/12 Budget	Task	Provider	Appropriation			Expenditures			Encumbrance	Balance	% Expenditures/ Appropriation	% Expenditures/ Budget
				Previous	Change +/-	Current	Previous	Current 03/01-03/31/13	Total				
Bond Amount	239,000,000												
Mission Bay Developer revenues	(3,900,000)												
<b>TOTAL PROGRAM BUDGET</b>	<b>242,900,000</b>			<b>227,217,257</b>	<b>0</b>	<b>227,217,257</b>	<b>56,754,169</b>	<b>5,699,268</b>	<b>62,453,437</b>	<b>145,546,703</b>	<b>16,156,328</b>	<b>27.49%</b>	<b>25.71%</b>
<b>1. CONSTRUCTION, PURCHASE, &amp; INSTALLATION</b>	<b>194,933,114</b>			<b>192,401,190</b>	<b>144,359</b>	<b>192,545,549</b>	<b>29,459,964</b>	<b>5,419,474</b>	<b>34,879,438</b>	<b>139,545,004</b>	<b>15,060,318</b>	<b>18.11%</b>	<b>17.89%</b>
1.0 Misc./Other Construction	0												
1.0.1 Misc./Other Construction Contract Award Amount	0												
1.0.2 Misc./Other Construction Contingency	0												
1.1 Principal Construction Contract	190,733,092	40		190,487,231	(571,259)	189,915,972	28,177,976	5,413,582	33,591,558	139,263,654	13,999,971	17.69%	17.61%
1.1.1 Principal Construction Award	174,788,725			170,391,398	124,380	170,515,778	28,177,976	5,413,582	33,591,558	136,924,220	0	19.70%	19.22%
1.1.1.1 Fixed Construction Budget Limit (FCBL) CM/GC	169,097,495	40	Charles Pankow Builders, Ltd.	170,391,398	124,380	170,515,778	28,177,976	5,413,582	33,591,558	136,924,220	0	19.70%	19.87%
1.1.1.2 Bldg. Program Revision Reserve	1,691,230												0.00%
1.1.1.3 Extraordinary Inflation Reserve	4,000,000												0.00%
1.1.2 CM/GC Contingency	4,750,000	40	Charles Pankow Builders, Ltd. - (CM/GC)	2,339,434	0	2,339,434	0	0	0	2,339,434	0	0.00%	0.00%
1.1.3 Construction Contingency	11,194,367	99	DPW Job Order Reserve	14,571,230	(571,259)	13,999,971	0	0	0	0	13,999,971	0.00%	0
1.1.4 Change Order Contingency				3,185,169	(124,380)	3,060,789					3,060,789		-
1.2 Art Enrichment	3,520,000	28	Art Commission - Art Enrichment	1,578,305	710,848	2,289,153	1,101,611	5,892	1,107,503	281,350	900,300	48.38%	31.46%
1.3 Hazardous Materials Construction/Abatement	345,000			79,973	0	79,973	71,314	0	71,314	0	8,659	89.17%	20.67%
1.3.1 Haz. Mat. Contract Award Amount	300,000	5A	Bluewater - SFFD #30 Exploratory Holes	79,973	0	79,973	71,314	0	71,314	0	8,659	89.17%	23.77%
1.3.2 Haz. Mat. Construction Contingency	45,000												0.00%
1.4 Temporary Relocation Construction	235,000			0	0	0	0	0	0	0	0	-	0.00%
1.4.1 Relocation Contract Award Amount	235,000				0			0		0		-	0.00%
1.4.2 Relocation Construction Contingency	0												-
1.5 Temporary Utilities	100,022			255,681	4,770	260,451	109,063	0	109,063	0	151,388	100.00%	109.04%
1.5.1 PG&E	100,022	33,38	PUC/PG&E - Temporary & Permant Power	255,681	4,770	260,451	109,063	0	109,063	0	151,388	41.87%	109.04%
1.5.2 Water													-
1.5.3 Ground water discharge													-
1.6 Furniture/Equipment/Telecommunications/Computers	0												-

Service/Task Description	Revised 09/05/12 Budget	Task	Provider	Appropriation			Expenditures			Encumbrance	Balance	% Expenditures/ Appropriation	% Expenditures/ Budget
				Previous	Change +/-	Current	Previous	Current 03/01-03/31/13	Total				
<b>2. PROJECT CONTROL</b>	<b>47,966,886</b>			<b>34,816,067</b>	<b>(144,359)</b>	<b>34,671,708</b>	<b>27,294,205</b>	<b>279,794</b>	<b>27,573,999</b>	<b>6,001,699</b>	<b>1,096,010</b>	<b>79.53%</b>	<b>57.49%</b>
<b>2.1 CLIENT DEPARTMENT SERVICES</b>	<b>1,000,000</b>			<b>0</b>	<b>0</b>	<b>0</b>	<b>0</b>	<b>0</b>	<b>0</b>	<b>0</b>	<b>0</b>	<b>-</b>	<b>0.00%</b>
2.1.0 Misc./Other Client Department Services	0												
2.1.1 Client Project Manager	1,000,000												0.00%
<b>2.2 DPW PROJECT MANAGEMENT</b>	<b>3,631,295</b>			<b>2,959,024</b>	<b>150</b>	<b>2,959,174</b>	<b>2,745,345</b>	<b>69,301</b>	<b>2,814,647</b>	<b>200</b>	<b>144,327</b>	<b>95.12%</b>	<b>77.51%</b>
2.2.0 Misc./Other Project Management	0	11g	DPW Adjustment HOMEBASE CLEANUP		0		2,878	0	2,878	0	(2,878)	-	-
2.2.1 Project Management (DPW)	3,000,000	11a	DPW/PM (ACT: PM)	2,360,184	0	2,360,184	2,217,243	58,888	2,276,132	0	84,052	96.44%	75.87%
2.2.1 Project Management (Coro)	20,000	81	Coro	8,000	0	8,000	7,000	0	7,000	0	1,000	87.50%	35.00%
2.2.1 Project Management Pre-Bond (DPW)	225,765	11e	DPW (AEO)	225,764	0	225,764	225,764	0	225,764	0	0	100.00%	100.00%
2.2.1 Project Management (Misc. Charges)	20,000	80	DPW/PM	4,382	150	4,532	4,432	0	4,432	0	100	97.79%	22.16%
2.2.1 Project Management (Web Design)		23	Capital Planning	5,000	0	5,000	0	0	0	0	5,000	0.00%	-
2.2.1 Project Management (Internal Design Review Video)		21	Department of Technology	1,398	0	1,398	618	0	618	0	780	44.21%	-
2.2.2 Planning and Control	202,661	51	TEF Consultant - Programming	202,661	0	202,661	202,461	0	202,461	200	0	99.90%	99.90%
2.2.2 Planning and Control (Job Order 7400A)													-
2.2.3A Public Information (DPW)	100,000	18	DPW/Administration	91,266	0	91,266	24,458	10,413	34,871	0	56,395	38.21%	34.87%
2.2.3B Public Information (Consultant)	43,017	56	URS/TECI - Public Information	43,017	0	43,017	43,017	0	43,017	0	0	100.00%	100.00%
2.2.3B Public Information (Consultant)	9,852	58	Creegan+D'Angelo (Adavant)	9,852	0	9,852	9,852	0	9,852	0	0	100.00%	100.00%
2.2.3C Public Information	10,000	5B	Enterprise Project Management (EPM)	7,500	0	7,500	7,622	0	7,622		(122)	101.63%	76.22%
<b>2.3 CITY ADMINISTRATIVE SERVICES</b>	<b>773,642</b>			<b>401,788</b>	<b>0</b>	<b>401,788</b>	<b>277,551</b>	<b>6,067</b>	<b>283,618</b>	<b>6,938</b>	<b>111,232</b>	<b>70.59%</b>	<b>36.66%</b>
2.3.0 Misc./Other City Admin Services	0												
2.3.1 City Attorney	500,000	30	City Attorney	260,000	0	260,000	203,650	0	203,650	0	56,350	78.33%	40.73%
2.3.2 Contract Preparation	53,642	12b	DPW/PCS (ECP, EPM)	53,642	0	53,642	53,642	0	53,642	0	(0)	100.00%	100.00%
2.3.3 HRC, OLSE & Prevailing Wage Monitoring	0												
2.3.4 Legal Notices	20,000	82	Daily Journal	5,000	0	5,000	2,501	0	2,501	0	2,499	50.01%	12.50%
2.3.5 Reproduction Services	150,000	RP	ARC (Formerly Elite Reprographics)	32,946	0	32,946	15,075	6,067	21,142	6,938	4,866	64.17%	14.09%
2.3.5 Reproduction Services	50,000	63	ReproMail - CCSF	50,200	0	50,200	2,683	0	2,683	0	47,517	5.34%	5.37%
<b>2.4 REGULATORY AGENCY APPROVALS</b>	<b>2,095,496</b>			<b>1,679,502</b>	<b>0</b>	<b>1,679,502</b>	<b>1,666,783</b>	<b>1,420</b>	<b>1,668,203</b>	<b>5,020</b>	<b>6,279</b>	<b>99.33%</b>	<b>0.796089785</b>
2.4.0 Misc./Other Reg. Agency Approvals	111,732												0.00%
2.4.1 DBI Plan Check and Permit	1,561,697	84	Department of Building Inspection	1,563,844	0	1,563,844	1,563,689	0	1,563,689		155	99.99%	100.13%
2.4.2 Planning Department Fees	50,000	29	City Planning	3,163	0	3,163	3,163	0	3,163	0	0	100.00%	6.33%
2.4.3 Redevelopment Agency	100,000	22	SF Redevelopment Agency	60,000	0	60,000	54,980	0	54,980	5,020	0	91.63%	54.98%
2.4.4 Civic Design Review	8,996	28	Art Commission	8,996	0	8,996	4,623	0	4,623	0	4,373	51.39%	51.39%
2.4.5 Disability Access Coordinator Review (AAT)	8,000	11f	DPW Disability Access Coordinator	8,000	0	8,000	872	0	872	0	7,129	10.89%	10.89%
2.4.5 Disability Access Coordinator Review (EPM)	8,000	12c	DPW Disability Access Coordinator	8,000	0	8,000	32,217	1,420	33,637	0	(25,637)	420.47%	420.47%
2.4.5 DPH Environmental Health Section	3,500	20	DPH Fees - Soil Investigation	4,741	0	4,741	2,581	0	2,581	0	2,160	54.44%	73.74%
2.4.6 Green Building Certification Institute	17,000	83	Green Building Certification Institue (LEED)	17,000	0	17,000	900	0	900	0	16,100	5.29%	5.29%
2.4.7 DPW/Bureau of Street-Use and Mapping	225,400	74	DPW BSM Non-Labor	4,165	0	4,165	2,165	0	2,165	0	2,000	51.98%	0.96%
2.4.9 Monitoring Wells Fees	300	34	CCSF Treasurer & Tax Collector	256	0	256	256	0	256	0	0	100.00%	85.33%
2.4.10 State Water Resources Control Board	466	8B	Storm Water Resources Control Board	932	0	932	932	0	932	0	0	100.00%	200.00%
2.4.11 Bay Area Air Quality Management District	405	8C	Bay Area Air Quality Management District	405	0	405	405	0	405	0	0	100.00%	100.00%

Service/Task Description	Revised 09/05/12 Budget	Task	Provider	Appropriation			Expenditures			Encumbrance	Balance	% Expenditures/ Appropriation	% Expenditures/ Budget
				Previous	Change +/-	Current	Previous	Current 03/01-03/31/13	Total				
<b>2.5 A/E/C SERVICES</b>	<b>40,466,453</b>			<b>29,775,754</b>	<b>(144,509)</b>	<b>29,631,245</b>	<b>22,604,526</b>	<b>203,006</b>	<b>22,807,532</b>	<b>5,989,541</b>	<b>834,172</b>	<b>76.97%</b>	<b>56.36%</b>
<b>2.5.1 A/E Services</b>	<b>29,855,233</b>			<b>21,228,700</b>	<b>0</b>	<b>21,228,700</b>	<b>18,422,508</b>	<b>98,909</b>	<b>18,521,417</b>	<b>3,598,351</b>	<b>(891,068)</b>	<b>87.25%</b>	<b>62.04%</b>
<b>2.5.1.1 Basic A/E Services</b>	<b>20,869,141</b>			<b>20,282,748</b>	<b>0</b>	<b>20,282,748</b>	<b>17,314,825</b>	<b>69,861</b>	<b>17,384,686</b>	<b>3,578,085</b>	<b>(680,023)</b>	<b>85.71%</b>	<b>83.30%</b>
2.5.1.1.0a Basic A/E Design	3,057,297	11b	DPW/BDC (ACT: AE1,2,3, AEX)	2,628,966	0	2,628,966	3,241,834	69,861	3,311,695	0	(682,729)	125.97%	108.32%
2.5.1.1.0b Basic A/E Design BIM Svcs.	73,658	5I	Tom Eliot Fisch /Modulus	24,000	0	24,000	21,294	0	21,294	0	2,706	88.73%	28.91%
2.5.1.1.0c Basic A/E Design BIM Svcs.	24,000		Hamilton Aitken/Modulus										0.00%
2.5.1.1.0d Basic A/E Design (CSOs Admin Fees)	9,034												0.00%
2.5.1.1.1 Basic A/E Design HOK	17,705,152	52	Hellmuth Obata Kassabaum (HOK)	17,629,782	0	17,629,782	14,051,697	0	14,051,697	3,578,085	0	79.70%	79.37%
2.5.1.1.2 Basic A/E & CA Svcs.	0												-
<b>2.5.1.2 Additional A/E Services</b>	<b>8,986,092</b>			<b>945,952</b>	<b>0</b>	<b>945,952</b>	<b>1,107,682</b>	<b>29,048</b>	<b>1,136,730</b>	<b>20,266</b>	<b>(211,044)</b>	<b>120.17%</b>	<b>12.65%</b>
2.5.1.2.0 Misc./Other Additional A/E Services	6,661,873												0.00%
2.5.1.2.2 Project Development (Pre-Bond JOA 7400A)	1,435,885			550,000		550,000	550,000		550,000	0	0	100.00%	38.30%
2.5.1.2.3 Pre-Construction Services (MOVED TO CM Svcs)	0												-
2.5.1.2.4 Programming & Planning	0												-
2.5.1.2.6 Environmental Review	58,582	55	Tetrattech	48,730	0	48,730	48,569	0	48,569	0	161	99.67%	82.91%
2.5.1.2.8 Facility Assessments / Site and Utility Studies	0												-
2.5.1.2.10 Investigate Exist. Cond./ Measured Drawings	0												-
2.5.1.2.11 Structural Peer Review	79,752	12a	DPW/IDC (EST)	79,752	0	79,752	53,642	255	53,897	0	25,855	67.58%	67.58%
2.5.1.2.12 Civil Engineering	0												-
2.5.1.2.13 Landscape Architecture	0												-
2.5.1.2.14 Preservation Consultant	50,000												0.00%
2.5.1.2.15 Special Design/Documentation of Alternates	100,000												0.00%
<b>2.5.1.2.16 Furniture and Equipment Installation Admin.</b>	<b>500,000</b>			<b>267,470</b>	<b>0</b>	<b>267,470</b>	<b>455,471</b>	<b>28,793</b>	<b>484,264</b>	<b>20,266</b>	<b>(237,060)</b>		<b>96.85%</b>
2.5.1.2.16.1 Furniture Fixture Equipment Planning	331,144	11c	DPW/BDC (ACT: ID0, ID1, ID2)	172,670	0	172,670	386,517	23,213	409,730	0	(237,060)	237.29%	123.73%
2.5.1.2.16.2 Kai-Yee Woo	94,800	5H	Kai-Yee Woo	94,800	0	94,800	68,954	5,580	74,534	20,266	0	78.62%	78.62%
2.5.1.2.16.3 Contingency	74,056												0.00%
2.5.1.2.24 Detailed Cost Estimates	0												-
2.5.1.2.26 Extended Services; 60 Days After Subst. Compl.	0												-
2.5.1.2.28 Post-Construction Services / Warranty Work	100,000												0
<b>2.5.2 Construction Management Services</b>	<b>9,472,004</b>			<b>7,515,284</b>	<b>(146,009)</b>	<b>7,369,275</b>	<b>3,199,192</b>	<b>95,889</b>	<b>3,295,081</b>	<b>2,364,259</b>	<b>1,709,935</b>	<b>44.71%</b>	<b>34.79%</b>
<b>2.5.2.1 Basic CM Services</b>	<b>5,102,004</b>			<b>5,207,155</b>	<b>0</b>	<b>5,207,155</b>	<b>2,948,079</b>	<b>61,724</b>	<b>3,009,802</b>	<b>963,273</b>	<b>1,234,080</b>	<b>57.80%</b>	<b>58.99%</b>
2.5.2.1 CMSS (Consultant)	1,200,000	5D	Vanir - Construction Mgmt Support Svcs.	1,330,173	0	1,330,173	321,340	33,417	354,757	815,543	159,873	26.67%	29.56%
2.5.2.1 CMSS (Sub-consultant for FS #4 Plan Review)	300,000												0.00%
2.5.2.1 CM - (DPW)	2,165,782	11d	DPW/BDC (AAC, PM3)	1,371,962	0	1,371,962	233,720	19,579	253,298	0	1,118,664	18.46%	11.70%
2.5.2.1 CM (DPW)	54,458	13a	DPW/BDC (MAC, ALL)	10,000	0	10,000	54,458	0	54,458	0	(44,458)	544.58%	100.00%
2.5.2.1.1c Contingency	397,314												0.00%
2.5.2.1.2 Code Required Special Inspection	0												-
2.5.1.2.3 Pre-Construction Services	984,450	54	Charles Pankow Builders, Ltd.	2,495,020	0	2,495,020	2,338,561	8,728	2,347,289	147,730	1	94.08%	238.44%

Service/Task Description	Revised 09/05/12 Budget	Task	Provider	Appropriation			Expenditures			Encumbrance	Balance	% Expenditures/ Appropriation	% Expenditures/ Budget
				Previous	Change +/-	Current	Previous	Current 03/01-03/31/13	Total				
<b>2.5.2.2 Additional CM Services</b>	<b>4,370,000</b>			<b>2,308,129</b>	<b>(146,009)</b>	<b>2,162,120</b>	<b>251,113</b>	<b>34,165</b>	<b>285,278</b>	<b>1,400,986</b>	<b>475,855</b>	<b>13.19%</b>	<b>6.53%</b>
2.5.2.2.0 Misc./Other Additional CM Services	1,053,567												0.00%
2.5.2.2.1 Constructibility Review	0												-
2.5.2.2.2 Building Commissioning	500,000	31	PUC/EnerNoc	358,742	0	358,742	97,781	16,404	114,185	191,349	53,208	31.83%	<b>22.84%</b>
2.5.2.2.3A Materials Testing and Inspection (Consultant)	1,746,283	5C	MTSI	1,607,694	(146,009)	1,461,685	0	0	0	1,145,677	316,008	0.00%	0.00%
2.5.2.2.3.B Materials Testing and Inspection FS#30	16,823	5E	Smith Emery	16,823	0	16,823	8,558	0	8,558	8,265	0	50.87%	50.87%
2.5.2.2.3C Materials Testing and Inspection	92,404	5G	ENGEO Inc.	115,578	0	115,578	81,842	0	81,842	33,736	0	70.81%	88.57%
2.5.2.2.3D Materials Testing and Inspection (DPW/MTL)	850,000	13d	DPW/IDC Testing Lab (MTL)	96,871	0	96,871	8,821	0	8,821	0	88,050	9.11%	1.04%
2.5.2.2.3E Materials Testing and Inspection (CSO Admin Svcs.)	10,923												0.00%
2.5.2.2.4 Haz. Mat. Spec's & Abatement Monitoring	76,982	5K	AEW Engineering, Inc.	39,720	0	39,720	0	17,761	17,761	21,959	0	44.72%	23.07%
2.5.2.2.4a Oversight SFFD #30 Removal of Hazardous Material	7,718	59	North Tower	18,675	0	18,675	18,675	0	18,675	0	0	100.00%	<b>241.98%</b>
2.5.2.2.4b CSO Admin Svcs.	15,300	13c	Site Assessment & Remediation (MSA)	54,026	0	54,026	35,436	0	35,436	0	18,589	65.59%	<b>231.61%</b>
2.5.2.2.5 Scheduling and Cost Estimating	0												-
2.5.2.2.6 Extended Services; 60 Days After Subst. Compl.	0												-
<b>2.5.3 Geotech., Surveys, and Data Collection</b>	<b>1,139,216</b>			<b>1,031,770</b>	<b>1,500</b>	<b>1,033,270</b>	<b>982,827</b>	<b>8,208</b>	<b>991,034</b>	<b>26,931</b>	<b>15,305</b>	<b>95.91%</b>	<b>86.99%</b>
2.5.3.0 Misc./Other Data Collection	0												-
2.5.3.1 Geotechnical	873,645	53	GTC Geotechnical	895,265	0	895,265	862,442	5,904	868,346	26,919	0	96.99%	<b>99.39%</b>
2.5.3.2 Preliminary Title Reports	1,500	50	Sandis Civil Engineers	0	1,500	1,500	0	0	0	0	1,500		0.00%
2.5.3.2 Surveys - Property Description (Title)	137,098												0.00%
2.5.3.2a Bureau of Urban Forestry	12,566	10	DPW Bureau of Urban Forestry	12,566	0	12,566	12,566	0	12,566		0	100.00%	<b>100.00%</b>
2.5.3.2b Bureau of Urban Forestry	3,286	79	DPW BUF	3,286	0	3,286	3,286	0	3,286		0	100.00%	<b>100.00%</b>
2.5.3.2c Bureau of Street Use and Mapping	44,099	14	DPW Bureau of Streets-use and Mapping	53,099	0	53,099	43,317	0	43,317	0	9,782	81.58%	98.23%
2.5.3.2d Bureau of Street Use and Mapping	2,165	75	DPW BBR Non-Labor	2,000	0	2,000	0	0	0		2,000	0.00%	<b>0.00%</b>
2.5.3.2e PG&E Quitclaim	1,000	8A	DPW PG&E Quit Claim, Easement	1,000	0	1,000	1,000	0	1,000	0	0	100.00%	100.00%
2.5.3.3 Hazardous Materials Assessments	42,069	5J	AEW Engineering, Inc.	35,000	0	35,000	34,515	485	35,000	0	0	100.00%	83.20%
2.5.3.3a Pre-Renovation Hazmat Survey FS# 30	6,111	57	Millennium	6,111	0	6,111	6,097	0	6,097	0	14	99.77%	99.77%
2.5.3.3b Survey of Exterior Building of FS #30	3,375	15	DPW BBR	1,327	0	1,327	127	0	127	0	1,200	9.57%	3.76%
2.5.3.3b CSO Admin Svcs.	1,800	13b	Contract Preparation (MCP, AE3, PMX)	11,623	0	11,623	8,997	1,819	10,815	0	808	93.05%	600.85%
2.5.3.4 Archeological Monitoring Services	10,502	5F	AGS Geotechnical Consultant	10,493	0	10,493	10,480	0	10,480	12	1	99.88%	99.79%
<b>3. SITE CONTROL</b>	<b>0</b>			<b>0</b>	<b>0</b>	<b>0</b>	<b>0</b>	<b>0</b>	<b>0</b>	<b>0</b>	<b>0</b>	<b>-</b>	<b>-</b>
<b>4. OTHER PROGRAM COSTS</b>	<b>0</b>			<b>0</b>	<b>0</b>	<b>0</b>	<b>0</b>	<b>0</b>	<b>0</b>	<b>0</b>	<b>0</b>	<b>-</b>	<b>-</b>
<b>5. FINANCE COSTS</b>	<b>0</b>			<b>0</b>	<b>0</b>	<b>0</b>	<b>0</b>	<b>0</b>	<b>0</b>	<b>0</b>	<b>0</b>	<b>-</b>	<b>-</b>

# Neighborhood Fire Stations



*Fire Station No. 26*



*Fire Station No. 18*



*Fire Station No. 31*



*Fire Station No. 40*



*Fire Station No. 40*

**Project Description:** The ESER 1 bond will renovate or replace selected fire stations to provide improved safety and a healthy work environment for the firefighters. The selected stations are determined according to their importance for achieving the most effective delivery of fire suppression and emergency medical services possible.

**Project Background:** Many of the 42 San Francisco Fire Stations have structural, seismic, and other deficiencies. Some may not be operational after a large earthquake or disaster; threatening the ability of the firefighters to respond to an emergency. In addition, there are other fire department resources that support and augment the capacity of the department to provide effective fire suppression capability.

Prior to approval of the bond program, the majority of the City's fire stations and support facilities were assessed for their respective condition and to identify vulnerabilities or deficiencies that could compromise their essential role as deployment venues for first responders.

For planning purposes, the assessment reports were reviewed by cost estimators who prepared estimates of the cost of correcting the conditions noted in the assessments. The cost estimates indicate only the overall "order of magnitude" of the various facility deficiencies and relative proportions of various types of work.

Preliminary assessment of the neighborhood fire stations indicate that the sum of all existing deficiencies would require a budget exceeding \$350 million to correct, significantly more funds than are available for such purposes in this bond. Therefore, additional detailed planning is required to focus the expenditures of this bond towards the most beneficial and cost effective immediate rehabilitation and/or improvement projects.

A preliminary list of projects to be completed by the ESER 1 bond was identified by DPW and the Fire Administration, and accepted by the Fire Commission at their meeting of September 23, 2010.

The ESER 1 bond program identified improvements to 16 of the 42 neighborhood fire stations, as well as the Fire Boat Station and the Equipment Logistics Center, which will consolidate the Bureau of Equipment (currently at 2501 25<sup>th</sup> Street) with the Emergency Medical Services and Arson Task Force at 1415 Evans.

Typically, DPW architectural and engineering staff will provide the services for all projects unless otherwise noted.

**Project Status:**

SFFD evaluated project scope and program budget options prepared by DPW and approved on February 29, 2012 a final slate of Groups I, II and III projects to be completed as part of ESER I. Direction was also provided for the preferred development of the Fire Boat Station and analysis of the Emergency Logistics Center (ELC.) The approved slate of projects was presented to the SF Fire Commission on April 26, 2012. Progress on the slate of projects was presented to the Fire Commission on October 25, 2012.

Seismic Projects: Stations #16 and #5

Design services are being provided by DPW BDC/IDC.

Conceptual design began on Fire Stations #5 and #16 replacement projects on April 16, 2012. SFFD review proceeded as scheduled on June 1 (Station #16) and June 6 (Station #5). SFFD requested alternate options at Station #16 and at Station #5. DPW BDC/IDC completed these alternates as requested.

Station #16:

Design services are being provided by DPW BDC/IDC.

Conceptual design of Fire Station #16 was approved by the Fire Chief on September 10, 2012. Schematic Design phase proceeded on schedule October 9, 2012. The geotechnical report prepared by DPW IDC was received on October 25, 2012. The 50% SD submittal was received as scheduled on November 15, 2012 and the 100% SD submittal was received as scheduled on December 28, 2012. The cost estimate was completed as scheduled on January 16, 2013, and the project is within budget. Design Development phase is underway and the 50% deliverable was completed as scheduled on February 21, 2013. The cost estimate was submitted as scheduled on March 8, 2013. The project is slightly over budget, however certain allowances are being held until additional design development occurs on key structural issues. The 100% DD set is due to be submitted on April 19, 2013. Staff provided a project briefing to leaders of Marina / Cow Hollow neighborhood and commerce groups at a March 29 meeting hosted by District 2 Supervisor Mark Farrell. Additional neighborhood outreach will follow to achieve consensus and move forward without delay.

Station #5:

Design services are being provided by DPW BDC/IDC.

SFFD requested alternate design elements for Conceptual design of Fire Station #5 to accommodate a second truck if necessary. Concepts were presented to the Fire Chief on September 10, 2012. The SFFD approved the two story, two truck development option on November 15, 2012. The Project Review Application was submitted to City Planning as scheduled on December 6, 2012. Design team was mobilized to complete the concept phase on January 28, 2013, focusing on completing the proposed floor plans and drafting the elevations. SFFD approved concept floor plans on February 25, 2013; concept façade development continues with target completion by mid-March. Façade development continues through April. Outreach to elected officials and the community will follow prior to target start date for Schematic Design phase at the end of June. Civic Design Review approval for concept phase is targeted for the May 20, 2013 meeting.

Fire Boat Station 35:

Design services are being provided by DPW BDC/IDC.

The slab replacement work is substantially complete; final testing and close out was not completed as scheduled in March 2013. Contractor had to repeat gas line tests until they passed; this is change order work performed at the request of the Port. Staff is working diligently to collect close out documents to achieve final completion by end of April 2013.

A community Open House was held as scheduled on October 3, 2012 for the new project at the existing location. The Project Review Application for the Fire Boat Station #35 replacement

projects was submitted to City Planning as scheduled on June 15, 2012. City Planning's response to the Project Review Application for Station #35 was received as scheduled on October 24, 2012. Of the three options included in the application, Planning preferred Option 1-A, and provided comments for implementation in the following design phase. No further activity for continued development of the project at this site has occurred due to the prospective relocation to the Warriors' Arena project at Piers 30/32.

The Warriors presented their proposed development project at Piers 30/32 to the Port Commission on November 13, 2012. The Warriors' development team asked that the City and SFFD consider relocating the Fire Boat Station to Piers 30/32, and the request has been accepted tentatively pending the resolution of all relevant matters. SFFD direction to the DPW has been to await publication of the Warriors development EIR s (assumed to be issued in June 2013) before deciding upon any next steps to retain the Pier 22-1/2 site as a viable backup option.

#### Equipment Logistics Center (ELC):

The ELC project was identified after the passage of the bond – it was suggested as a project combining the Bureau of Equipment and Emergency Medical Services. In this configuration, the sum total of functional program area makes it infeasible for it to occur at the EMS location at 1415 Evans; more significantly, the budget for such a project is not available within the NFS funding.

In lieu of this project, the SFFD requested that a smaller facility, dedicated to the storage of essential material, be considered at the lot behind Station 9. The conceptual program and cost estimate was completed in February 2012, and is pending a decision as to whether to dedicate bond funds to accomplish this project.

#### Comprehensive Project: Station #36

Design services are being provided by Paulett Taggart Architects through DPW-BDC's as-needed consultant contracting program.

Schematic Design phase on Fire Station #36 comprehensive renovation was completed on schedule on July 16, 2012. SFFD reviewed and accepted the documents, providing minor comments. Cost estimation has been completed and the project is currently within budget. The 50% Design Development deliverable for Fire Station #36 comprehensive renovation was received on September 28, 2012. Project was presented to Civic Design Review Committee for combined Phase I/II approval on September 17, 2012 as scheduled. The Committee lost quorum before our presentation; the item was heard and no major comments were received from the 2 out of 3 members who heard the presentation. Approval was received as scheduled for the October 15, 2012 meeting.

100% Design Development deliverable was received as scheduled on November 30, 2012, with cost estimate received as scheduled on December 14, 2012. The project is within budget. The 50% Construction Documents design deliverable was submitted as scheduled on February 15, 2013. The 50% cost estimate was delivered on schedule on March 4, and the project continues within budget. The 100% CD deliverable is scheduled to be submitted on April 3, 2013. The design is proceeding on track to meet LEED Gold for Commercial Interiors standards as approved by the Green Building Coordinator, San Francisco Department of the Environment. Procurement for outside consulting services for required LEED design review and commissioning is underway and work is scheduled to begin in March 2013.



Bid activities are scheduled to begin the first week in April.

Focused Scope Projects, Group I and II:

Design services are being provided by DPW BDC/IDC.

**Roof Replacements:**

Roof designs for roof packages 2R, 3, and 4 (total of 10 stations) were amended to APP-type material (not SBS) system. Consulting CM performed constructability review in early July, and bids were received in August as scheduled. The contractor for package #3 at Stations #18, #31 and #40 is Western Roofing and the contractor for package #4 at Stations #15, #17, #26 and #32 is Pioneer Roofing. Both companies are located in San Francisco.

NTP for roof package 3 was issued on October 11 and the Preconstruction phase was completed in November 2012. Site work began as scheduled in December 2012. Substantial completion was achieved as scheduled on February 11, 2013. The substantial completion date reflected mutually agreed upon rain delay days. Final completion was not reached as scheduled for March 2013. Staff is working diligently to gather all close-out documents required by the contract in order to achieve Final Completion.

NTP for roof package 4 was issued on October 9 and the Preconstruction phase was completed in November 2012. Site work began as scheduled in December 2012. Substantial completion was achieved as scheduled on February 11, 2013. The substantial completion date reflected mutually agreed upon rain delay days. Final completion was not reached as scheduled for March 2013. Staff is working diligently to gather all close-out documents required by the contract in order to achieve Final Completion.

Package 2R bids received were over the budget by \$118K. One of the three stations included in package 2 is Station #2, and the condition of this station's roof warrants immediate attention. Accordingly, Station #2 roof was removed from Package 2R and pricing was received through the JOC process in October 2012. NTP was issued on November 29, 2012. The Preconstruction phase was completed in December 2012, and site work began on January 7, 2013. The roof work was completed on March 8, but the contractor requested an extension of time to achieve substantial completion to complete mechanical work by April 18. The final roof package, 5, for the remaining 2 stations #10 and #13 was advertised as scheduled in January 2013. Bids were received as scheduled on February 6, 2013. The apparent low bidder, Stomper Inc., requested to be relieved of its bid obligation due to a calculation error. After review, the City accepted this request. Award has proceeded to the second lowest bidder, Western Roofing, and NTP is anticipated for April 22, 2013.

**Exterior Envelope:**

Building exterior envelope packages for 15 Fire Stations will be bid in 6 packages.

Packages 1 (Fire Station #38) and 2 (Fire Station #42) each for one fire station were bid to Micro LBE contractors as set-aside contracts. Despite diligent outreach to Micro LBE contractors, only 1 bid was received on September 26, 2012 and it far exceeded the budget. SFFD has approved DPW BBR pricing of the work at these two stations for in-house execution. NTP was issued as scheduled on November 21, 2012 for Station #38. The preconstruction phase is complete and site work began as scheduled at Station #38 in January 2013. The work was completed on March 18. SFFD has approved Package 3 for two fire stations (Stations #28

and #41) pricing by DPW - BBR for in-house execution. In addition, at SFFD direction Station #49 exterior paint was added to the project list, and approved DPW-BBR pricing of this work for in-house execution as well. NTP was issued as scheduled on Station 49 and the work is scheduled to proceed from March 25 – May 3.

Packages 4, 5, and 6 for 3 stations, 3 stations, and 4 stations respectively will be bid to B license contractors. The paint bid packages will follow completion of the roof bid packages. Package 4 (Stations #15, 32 and 40) was advertised in early December bids were received as scheduled on January 9, 2013. Despite diligent outreach to the bidding community and interest exhibited at the Pre Bid Conference, only 1 bid was received. This bid is within budget and award phase is underway to OnPoint Construction. NTP is anticipated in April 2013.

#### **Shower Reconstruction:**

Shower reconstruction package 1 for Stations 15, 6, and 38 is underway. Construction began as scheduled at Station 15 on April 18, 2012. Contractor changed certain installation details without prior approval, and corrective work will necessitate additional fabricated materials. In mid September 2012 as scheduled, the manufacturer arrived at the site from out of state to resolve final details with the architect of record and the Fire Department. Material order for these corrective details was placed, and the work proceeded in the field from March 25 – 29, 2013. Station 15 must be successfully completed as a prototype mock-up project prior to commencing work at Station 6 and subsequently Station 38, both to be executed by DPW BBR. Material procurement is underway for Station 6 showers, with delivery anticipated in late May; installation will follow in June.

#### **Emergency Generator Replacement:**

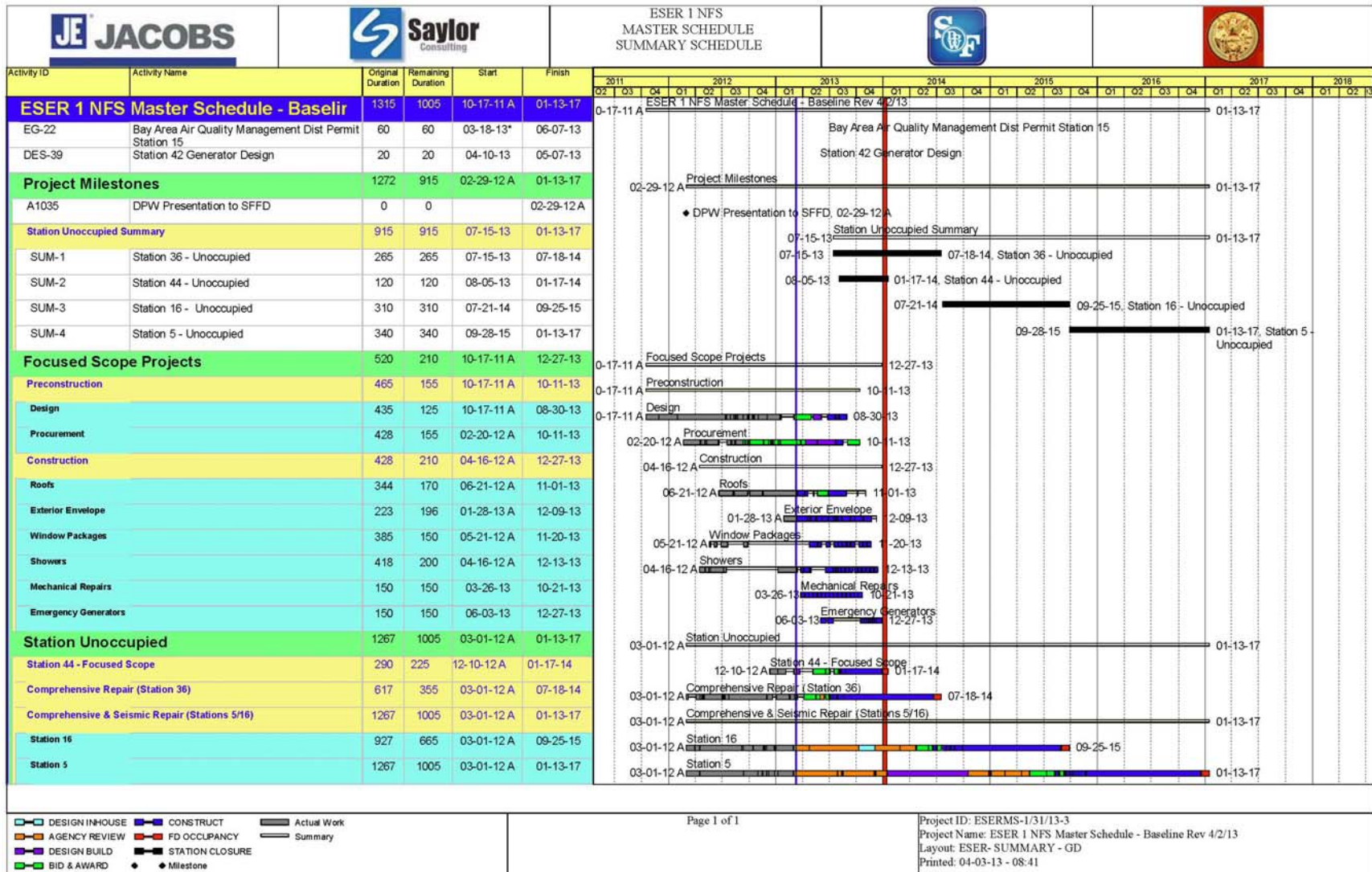
Emergency generator implementation strategy was completed in September 2012 and design is moving forward with DPW's as-needed electrical engineer at Station 6 as a prototype for design-bid-build project delivery. The 100% design was received as scheduled on November 26, 2012 and the project was bid as scheduled on December 7, 2012, targeted to Micro LBE bidders. Two (2) bids were received on January 9, 2013 and the project was awarded to AAA Co. NTP was issued on emergency generator Station #6 project to AAA Co. on March 25. Pending submission of the contractor's schedule, work is anticipated to be complete in June.

DPW IDC began design work on November 2, 2012 at Station 17 as a DPW in-house IDC design-BBR build prototype. The 50% design set was submitted as scheduled on December 5, 2012. Design evaluation of the three options will continue in January 2013 with PG&E's involvement, and a final option was approved by SFFD. DPW IDC completed design documents on February 6, 2013 and SFFD approved DPW BBR to price the approved scope on February 25, 2013. Pricing proceeded in March 2013 and SFFD direction is anticipated in April 2013.

SFFD direction is to compare the two delivery methods (design-bid-build at Station #6 and design-build using DPW in-house forces at Station #17) upon completion. The existing emergency generator at Station #15 is experiencing mechanical malfunction and the SFFD directed the Station #6 team to replace as soon as feasible. Design was submitted as scheduled on February 1. Due to the size of the generator necessary to backup specialized equipment at this station such as the Bauer unit, this project will require a BAAQMD permit. DPW BBR is pricing the generator work and SFFD direction is anticipated in April 2013.

Historic evaluation site visits were completed at 21 stations (14 Focused Scope / Alternate stations; 6 Seismic / Comprehensive stations; and the Fire Boat station.) On August 31, 2011 City Planning issued a memorandum outlining requirements of a Historic Resource Evaluation (HRE) of the 5 stations identified as potential historic resources: Stations #5, #31, #32, #36, and #44. The HRE report will assess potential impacts to both historic resources listed above, as well as to five stations identified as contributors to a potential 1952 Fire Bond Act Thematic Historic District, Stations #10, #15, #17, #38, and #41. The Historic evaluation of Station #16 was completed in February 2012. The Historic evaluation of Station #36 was completed in February 2013. DPW staff completed the Station 36 EE and General Plan Referral applications and submitted to City Planning on February 28, 2013. City Planning response is anticipated in late May. The Historic evaluation of Station #36 was completed in February 2013. Contracting for outside consulting services for Station 5 is underway; their efforts are scheduled to begin in May 2013.

**Project Schedule:** SFFD evaluated project scope and program budget options prepared by DPW. On February 29, 2012, SFFD approved a final slate of Groups I, II and III projects to be completed as part of ESER 1. Next step will be development of the baseline project schedule, which will be published in subsequent reports. For a copy of the Project Schedule, refer to following page.



**Project Budget Status:** The budget for the Neighborhood Fire Stations is \$64,000,000. Not included in the \$64,000,000 is \$1,100,000 for bond oversight, accountability and bond cost of issuance. Together, the budget is \$65,100,000 as reported in the Bond Program Report.

The approved appropriated amount is \$24,701,310 funded from the proceeds of the First and Second Bond Sales. As mentioned earlier, an additional \$8,272,000 was appropriated through the Annual Appropriation Ordinance (AAO 164-12) FY 12/13 to supplement the ESER1 NFS increasing the budget from \$64,000,000 to \$72,272,000 and will augment the budget for New Pier Fire Boat Headquarters and fund other scope of work not included in ESER1 such as the Fire Boat slab repair and the Fire Station No. 1 FF&E.

**Current Expenditures:** The expenditures funded by the ESER Bond Funds increased by \$831,127. The expenditures funded by Fire Facility Bond Funds increased by \$78,837. Combined, the total expenditures of \$909,965 which were incurred under separate job orders as follows:

Scope	BOND FUNDS		TOTAL
	ESER	FIRE FACILITY	
<b>Focused Scope Projects</b>			
7431A Roofing	\$554,835		\$554,835
7432A Showers	\$3,225		\$3,225
7434A Window Repair	(\$6)		(\$6)
7436A Exterior Envelope	\$35,938		\$35,938
7438A Station #44	\$15,413		\$15,413
7439A Focused Scope Misc.	\$9,061		\$9,061
<b>Comprehensive</b>			
7427A Fire Station No. 36	\$57,549		\$57,549
<b>Seismic</b>			
7440A Fire Station No. 5	\$19,708		\$19,708
7442A Fire Station No. 16	\$58,748		\$58,748
7424A Fire Boat/ Fire Station No. 35	\$346		\$346
7433A Fire Boat/Fire Station No. 35 Slab Repair (CESER)	(\$38,113)		(\$38,113)
7433A Fire Boat/Fire Station No. 35 Slab Repair (CFCBLDFD33/3CFPSLOC)	\$0	\$58	\$58
7444A FF&E Fire Station #1 (CFCBLDFD44/3CFPSLOC)		\$78,779	\$78,779
<b>Soft Costs</b>			\$0
7430A Neighborhood Fire Stations	\$114,422		\$114,422
<b>Sub-Total</b>	<b>\$831,127</b>	<b>\$78,837</b>	<b>\$909,965</b>

A detailed breakdown of the expenditures for each project is available on the pages noted above.

**Job Order 7431A Roof Replacement (CESERFS31)**

**Budget:** the approved budget is \$5,109,248. The budget is comprised of two categories: 1. CONSTRUCTION, PURCHASE & INSTALLATION for \$3,703,845 and 2. PROJECT CONTROLS for \$1,405,403.

**Appropriations:** The allocation remained at \$4,653,304. Task 99 Project Reserve decreased by \$48,328 from \$166,395 to \$118,067 to fund the following tasks:

- Task 48 FS#10, 13 increased by \$6,650 from \$410,127 to \$416,777 to reflect the engineer's cost estimate during advertisement.
- Task 48 FS#10, 13 Contingency was established based on the engineer's cost estimate.

**Expenditures:** The expenditures increased by \$520,625 from \$2,602,626 to \$3,157,460 as detailed below. Labor expenditures are through 03/15/13.

1. **CONSTRUCTION, PURCHASE & INSTALLATION** costs increased by **\$454,109.13** from **\$1,916,034.50** to **\$2,370,143.63** for the following tasks:

- Task 41 Rodan expenditures increased by \$32,461 from \$271,980 to \$304,441 which is the final retention release. Final construction cost for FS#6 is \$304,441.
- Task 42 Rodan expenditures increased by \$33,678 from \$119,447 to \$153,125 which is the final retention release. Final construction cost for FS#41 is \$153,125.
- Task 45 Azul Works submitted first progress payment request in the amount of \$50,083 which represents 17% work completed for FS#2.
- Task 46 Western Roofing Service submitted first progress payment request in the amount of \$321,822 which represents 50% work completed for FS#18, 31, 40.
- Task 13.1 DPW/PCS charged \$176.60 for contract service order administration services related to Millennium and Synergy.
- Task 55 – Millennium expenditures increased by \$3,088.53 from \$7,627.50 to \$10,716.03 for hazardous materials oversight of FS#2, #26, and #32.
- Task 54 – Synergy Environmental expenditures increased by \$12,800 from \$5,980 to \$18,780 for hazardous materials abatement of FS#2, #26, and #32.

2. **PROJECT CONTROLS** increased by **\$66,516.04** from **\$686,590.71** to **\$787,316.37** for the following tasks:

- Task 80 Department of Building Inspection – the expenditures decreased by \$1,864.50 from \$12,407.92 to \$10,543.42. The permit for showers was inadvertently posted to the Roof Replacement project. Charges were abated to 7432A Shower Replacement project.
- Task 11e DPW/BDC expenditures increased by \$6,689.62 from \$100,720.23 to \$107,409.85 for construction administration services.
- Task 12 DPW/IDC expenditures increased by \$949 from \$2,833 to \$3,782 for construction administration services.
- Task 56 ENGEO expenditures increased by \$47,583.79 from \$44,385.66 to \$91,969.45 for special inspection services.
- Task 13.2 DPW/PCS MSA/MTL expenditures increased by \$4,697.13 to \$7,329 to \$12,026.13 for administration services related to ENGEO's contract service order.

**Earthquake Safety and  
Emergency Response Bond Program**

- Task 15/75 DPW/BBR labor and non-labor expenditures increased by \$8,461 from \$10,758 to \$19,219 for on call services. This exceeds the allocated budget of \$6,000 by \$13,219.

**Earthquake Safety and  
Emergency Response Bond Program**

**Monthly Status Report  
March 2013**

Job No: Neighborhood Fire Stations Portfolio  
Project: 7431A Roof Replacement

Service/Task Description	APPROVED 3/29/2013	Task	Provider	Appropriation			Expenditures			Encumbrance	Balance	% Expenditures/ Appropriation	% Expenditures/ Budget
				Previous	Change +/-	Current	Previous	Current 03/01-03/31/13	Total				
				<b>TOTAL PROGRAM BUDGET</b>	<b>\$5,109,248</b>			<b>\$4,653,303.54</b>	<b>\$0.00</b>				
<b>1. CONSTRUCTION, PURCHASE, &amp; INSTALLATION</b>	<b>\$3,703,845</b>			<b>\$3,851,791.30</b>	<b>\$0.00</b>	<b>\$3,851,791.30</b>	<b>\$1,916,034.50</b>	<b>\$454,109.13</b>	<b>\$2,370,143.63</b>	<b>\$650,232.97</b>	<b>\$831,414.70</b>	<b>62%</b>	<b>-</b>
<b>1.0 Misc./Other Construction</b>	<b>\$0</b>			<b>\$166,395.00</b>	<b>-\$48,328.00</b>	<b>\$118,067.00</b>	<b>\$0.00</b>	<b>\$0.00</b>	<b>\$0.00</b>	<b>\$0.00</b>	<b>\$118,067.00</b>	<b>0%</b>	<b>-</b>
1.0.1 Misc./Other Construction Contract Award Amount		99	Project Reserve	\$166,395.00	-\$48,328.00	\$118,067.00	\$0.00	\$0.00	\$0.00	\$0.00	\$118,067.00	0%	-
1.0.2 Misc./Other Construction Contingency												-	-
<b>1.1 Principal Construction Contract</b>	<b>\$3,628,702</b>			<b>\$3,649,083.30</b>	<b>\$48,328.00</b>	<b>\$3,697,411.30</b>	<b>\$1,899,594.00</b>	<b>\$438,044.00</b>	<b>\$2,337,638.00</b>	<b>\$648,118.00</b>	<b>\$711,655.30</b>	<b>63%</b>	<b>-</b>
<b>1.1.1 Contract Award Amount</b>	<b>\$3,402,533</b>			<b>\$3,395,916.30</b>	<b>\$6,650.00</b>	<b>\$3,402,566.30</b>	<b>\$1,899,594.00</b>	<b>\$438,044.00</b>	<b>\$2,337,638.00</b>	<b>\$648,118.00</b>	<b>\$416,810.30</b>	<b>69%</b>	<b>-</b>
FS#38	\$299,452	40	Rodan	\$299,452.00	\$0.00	\$299,452.00	\$299,452.00	\$0.00	\$299,452.00	\$0.00	\$0.00	100%	-
FS#6	\$304,441	41	Rodan	\$304,441.00	\$0.00	\$304,441.00	\$271,980.00	\$32,461.00	\$304,441.00	\$0.00	\$0.00	100%	-
FS#41	\$153,125	42	Rodan	\$153,125.00	\$0.00	\$153,125.00	\$119,447.00	\$33,678.00	\$153,125.00	\$0.00	\$0.00	100%	-
FS#42	\$123,862	43	Rodan	\$123,862.00	\$0.00	\$123,862.00	\$123,862.00	\$0.00	\$123,862.00	\$0.00	\$0.00	100%	-
FS#28	\$259,967	44	Enterprise Roofing	\$260,000.00	\$0.00	\$260,000.00	\$259,967.00	\$0.00	\$259,967.00	\$0.00	\$33.00	100%	-
FS#2	\$294,040	45	Azul Works	\$294,040.00	\$0.00	\$294,040.00	\$0.00	\$50,083.00	\$50,083.00	\$243,957.00	\$0.00	17%	-
FS# 18, 31, 40	\$642,889	46	Western Roofing Service	\$642,889.30	\$0.00	\$642,889.30	\$0.00	\$321,822.00	\$321,822.00	\$321,067.00	\$0.30	50%	-
FS #15, 17, 26, & 32	\$907,980	47	Pioneer Contractors Inc.	\$907,980.00	\$0.00	\$907,980.00	\$824,886.00	\$0.00	\$824,886.00	\$83,094.00	\$0.00	91%	-
FS #10, 13	\$416,777	48	TBD	\$410,127.00	\$6,650.00	\$416,777.00	\$0.00	\$0.00	\$0.00	\$0.00	\$416,777.00	0%	-
<b>1.1.2 Construction Contingency</b>	<b>\$226,169</b>			<b>\$253,167.00</b>	<b>\$41,678.00</b>	<b>\$294,845.00</b>	<b>\$0.00</b>	<b>\$0.00</b>	<b>\$0.00</b>	<b>\$0.00</b>	<b>\$294,845.00</b>	<b>0%</b>	<b>-</b>
FS#2	\$29,404	45	Contingency	\$98,080.00	\$0.00	\$98,080.00	\$0.00	\$0.00	\$0.00	\$0.00	\$98,080.00	0%	-
FS# 18, 31, 40	\$64,289	46	Contingency	\$64,289.00	\$0.00	\$64,289.00	\$0.00	\$0.00	\$0.00	\$0.00	\$64,289.00	0%	-
FS #15, 17, 26, & 32	\$90,798	47	Contingency	\$90,798.00	\$0.00	\$90,798.00	\$0.00	\$0.00	\$0.00	\$0.00	\$90,798.00	0%	-
FS #10, 13	\$41,678	48	Contingency	\$0.00	\$41,678.00	\$41,678.00	\$0.00	\$0.00	\$0.00	\$0.00	\$41,678.00	0%	-
<b>1.2 Art Enrichment</b>	<b>\$0</b>			<b>\$0.00</b>	<b>\$0.00</b>	<b>\$0.00</b>	<b>\$0.00</b>	<b>\$0.00</b>	<b>\$0.00</b>	<b>\$0.00</b>	<b>\$0.00</b>	<b>-</b>	<b>-</b>
<b>1.3 Hazardous Materials Construction/Abatement</b>	<b>\$75,143</b>			<b>\$36,313.00</b>	<b>\$0.00</b>	<b>\$36,313.00</b>	<b>\$16,440.50</b>	<b>\$16,065.13</b>	<b>\$32,505.63</b>	<b>\$2,114.97</b>	<b>\$1,692.40</b>	<b>90%</b>	<b>-</b>
<b>1.3.1 Haz. Mat. Contract Award Amount</b>	<b>\$36,313</b>			<b>\$36,313.00</b>	<b>\$0.00</b>	<b>\$36,313.00</b>	<b>\$16,440.50</b>	<b>\$16,065.13</b>	<b>\$32,505.63</b>	<b>\$2,114.97</b>	<b>\$1,692.40</b>	<b>90%</b>	<b>-</b>
<b>1.3.1.1 Haz. Mat. SAR</b>	<b>\$4,702</b>			<b>\$4,702.00</b>	<b>\$0.00</b>	<b>\$4,702.00</b>	<b>\$2,833.00</b>	<b>\$176.60</b>	<b>\$3,009.60</b>	<b>\$0.00</b>	<b>\$1,692.40</b>	<b>64%</b>	<b>-</b>
FS#28 (WD201300004)	\$2,032	13.1	DPW/Project Controls Systems (PCS) MSA	\$2,032.00	\$0.00	\$2,032.00	\$2,032.00	\$0.00	\$2,032.00	\$0.00	\$0.00	100%	-
FS#2 (WD201300094)	\$1,068	13.1	DPW/Project Controls Systems (PCS) MSA	\$1,068.00	\$0.00	\$1,068.00	\$0.00	\$176.60	\$176.60	\$0.00	\$891.40	17%	-
FS#26, 32 (WD201300095)	\$1,602	13.1	DPW/Project Controls Systems (PCS) MSA	\$1,602.00	\$0.00	\$1,602.00	\$801.00	\$0.00	\$801.00	\$0.00	\$801.00	50%	-
<b>1.3.1.2 Haz. Mat. Monitoring/Oversight (Millennium)</b>	<b>\$12,831</b>			<b>\$12,831.00</b>	<b>\$0.00</b>	<b>\$12,831.00</b>	<b>\$7,627.50</b>	<b>\$3,088.53</b>	<b>\$10,716.03</b>	<b>\$2,114.97</b>	<b>\$0.00</b>	<b>84%</b>	<b>-</b>
FS#2 (WD201300094/DPCN1300087)	\$1,999	55	MILLENNIUM CONSULTIN (HAZ MAT OVERSIGHT)	\$1,999.00	\$0.00	\$1,999.00	\$0.00	\$1,999.00	\$1,999.00	\$0.00	\$0.00	100%	-
FS#26, 32 (WD201300095/DPCN1300088)	\$6,409	55	MILLENNIUM CONSULTIN (HAZ MAT OVERSIGHT)	\$6,409.00	\$0.00	\$6,409.00	\$3,204.50	\$1,089.53	\$4,294.03	\$2,114.97	\$0.00	67%	-
FS#28 (WD201300004/DPCN1300017)	\$4,423	55	MILLENNIUM CONSULTIN (HAZ MAT OVERSIGHT)	\$4,423.00	\$0.00	\$4,423.00	\$4,423.00	\$0.00	\$4,423.00	\$0.00	\$0.00	100%	-
<b>1.3.1.3 Haz. Mat. Abatement (Synergy)</b>	<b>\$18,780</b>			<b>\$18,780.00</b>	<b>\$0.00</b>	<b>\$18,780.00</b>	<b>\$5,980.00</b>	<b>\$12,800.00</b>	<b>\$18,780.00</b>	<b>\$0.00</b>	<b>\$0.00</b>	<b>100%</b>	<b>-</b>
FS#2 (WD201300094/DPCN1300084)	\$1,800	54	SYNERGY ENVIRONMENTA (HAZ MAT ABATEMENT)	\$1,800.00	\$0.00	\$1,800.00	\$0.00	\$1,800.00	\$1,800.00	\$0.00	\$0.00	100%	100%
FS#26, 32 (WD201300095/DPCN1300085)	\$11,000	54	SYNERGY ENVIRONMENTA (HAZ MAT ABATEMENT)	\$11,000.00	\$0.00	\$11,000.00	\$0.00	\$11,000.00	\$11,000.00	\$0.00	\$0.00	100%	100%
FS#28 (WD201300004/DPCN1300011)	\$5,980	54	SYNERGY ENVIRONMENTA (HAZ MAT ABATEMENT)	\$5,980.00	\$0.00	\$5,980.00	\$5,980.00	\$0.00	\$5,980.00	\$0.00	\$0.00	100%	100%
1.3.2 Haz. Mat. Construction Contingency	\$38,830											-	-
<b>1.4 Temporary Relocation Construction</b>	<b>\$0</b>											-	-
1.4.1 Relocation Contract Award Amount												-	-
1.4.2 Relocation Construction Contingency												-	-
<b>1.5 Furniture/Equipment/Telecommunications/Computers</b>												-	-



**Earthquake Safety and  
Emergency Response Bond Program**

**Monthly Status Report  
March 2013**

Job No: Neighborhood Fire Stations Portfolio  
Project: 7431A Roof Replacement

Service/Task Description	APPROVED 3/29/2013	Task	Provider	Appropriation			Expenditures			Encumbrance	Balance	% Expenditures/ Appropriation	% Expenditures/ Budget
				Previous	Change +/-	Current	Previous	Current 03/01-03/31/13	Total				
<b>2. PROJECT CONTROL</b>	<b>\$1,405,403</b>			<b>\$801,512.24</b>	<b>\$0.00</b>	<b>\$801,512.24</b>	<b>\$686,590.71</b>	<b>\$66,516.04</b>	<b>\$787,316.37</b>	<b>\$59,674.13</b>	<b>-\$45,478.26</b>	<b>98%</b>	<b>56%</b>
<b>2.1 CLIENT DEPARTMENT SERVICES</b>	<b>\$0</b>			<b>\$0.00</b>	<b>\$0.00</b>	<b>\$0.00</b>	<b>\$0.00</b>	<b>\$0.00</b>	<b>\$0.00</b>	<b>\$0.00</b>	<b>\$0.00</b>	<b>-</b>	<b>-</b>
2.1.0 Misc./Other Client Department Services												-	-
2.1.1 Client Project Manager	\$280,004											-	-
2.1.1 Client Project Manager (moved to 7430A)	-\$280,004											-	-
<b>2.2 DPW PROJECT MANAGEMENT</b>	<b>\$11,272</b>			<b>\$859.00</b>	<b>\$0.00</b>	<b>\$859.00</b>	<b>\$859.00</b>	<b>\$0.00</b>	<b>\$859.00</b>	<b>\$0.00</b>	<b>\$0.00</b>	<b>100%</b>	<b>-</b>
2.2.0 Misc./Other Project Management	\$7,182	11j	DPW/Building Design & Construction (BDC)	\$859.00		\$859.00	\$859.00	\$0.00	\$859.00	\$0.00	\$0.00	100%	12%
2.2.1 Project Management	\$359,659											-	-
2.2.1 Project Management (moved to 7430A)	-\$359,659											-	-
2.2.2 Planning and Control (Pre-Bond & Pre-Design)	\$161,431											-	-
2.2.2 Planning and Control (Pre-Bond & Pre-Design)	-\$161,431											-	-
2.2.3 Public Information	\$4,091											-	-
<b>2.3 CITY ADMINISTRATIVE SERVICES</b>	<b>\$109,108</b>			<b>\$13,811.00</b>	<b>\$0.00</b>	<b>\$13,811.00</b>	<b>\$14,035.00</b>	<b>\$0.00</b>	<b>\$14,035.00</b>	<b>\$0.00</b>	<b>-\$224.00</b>	<b>102%</b>	<b>-</b>
2.3.0 Misc./Other City Admin Services												-	-
2.3.1 City Attorney	\$8,182											-	-
2.3.2 Contract Preparation	\$14,491											-	-
2.3.2 Contract Preparation from 7430A	\$36,644											-	-
2.3.3 OLSE (FS#38, 6, 41, 42, 2)	\$11,811	81	OLSE	\$11,811.00	\$0.00	\$11,811.00	\$11,795.00	\$0.00	\$11,795.00	\$0.00	\$16.00	100%	-
2.3.4 Legal Notices	\$500	82	ADVERTISING	\$500.00	\$0.00	\$500.00	\$0.00	\$0.00	\$0.00	\$0.00	\$500.00	0%	-
2.3.4 Legal Notices from 7430A	\$4,753											-	-
2.3.5 Reproduction Services	\$31,949											-	-
2.3.5 Reproduction Services (ARC)	\$278	RP	Reproduction Svcs.	\$1,000.00	\$0.00	\$1,000.00	\$246.00	\$0.00	\$246.00	\$0.00	\$754.00	25%	-
2.3.5 Reproduction Services (CityRepro)	\$500	63	CITY REPRO	\$500.00	\$0.00	\$500.00	\$1,994.00	\$0.00	\$1,994.00	\$0.00	-\$1,494.00	399%	-
<b>2.4 REGULATORY AGENCY APPROVALS</b>	<b>\$11,543</b>			<b>\$11,903.75</b>	<b>\$0.00</b>	<b>\$11,903.75</b>	<b>\$13,311.92</b>	<b>-\$1,864.50</b>	<b>\$11,447.42</b>	<b>\$0.00</b>	<b>\$456.33</b>	<b>96%</b>	<b>99%</b>
2.4.0 Misc./Other Reg. Agency Approvals	\$0											-	-
<b>2.4.1 DBI Plan Check and Permit</b>	<b>\$11,543</b>			<b>\$11,903.75</b>	<b>\$0.00</b>	<b>\$11,903.75</b>	<b>\$12,407.92</b>	<b>-\$1,864.50</b>	<b>\$10,543.42</b>	<b>\$0.00</b>	<b>\$1,360.33</b>	<b>89%</b>	<b>-</b>
FS#6, 38, 41, 42 (RAAT12000001)	\$3,090	80	Department of Building Inspection	\$3,090.06	\$0.00	\$3,090.06	\$3,090.06	\$0.00	\$3,090.06	\$0.00	\$0.00	100%	-
FS#38, 15, 06 SHOWERS (RAAT12000005) <<ABATE TO 7432A>>	\$0	80	Department of Building Inspection	\$1,864.50	\$0.00	\$1,864.50	\$1,864.50	-\$1,864.50	\$0.00	\$0.00	\$1,864.50	0%	-
FS#28 (RAAT12000009-11)	\$3,408	80	Department of Building Inspection	\$3,408.00	\$0.00	\$3,408.00	\$3,408.00	\$0.00	\$3,408.00	\$0.00	\$0.00	100%	-
PKG#3 FS#18 40 (RAAT13000002)	\$1,518	80	Department of Building Inspection	\$1,517.51	\$0.00	\$1,517.51	\$1,517.51	\$0.00	\$1,517.51	\$0.00	\$0.00	100%	-
PKG#4 FS#26, 32 (RAAT13000002)	\$2,024	80	Department of Building Inspection	\$2,023.68	\$0.00	\$2,023.68	\$2,023.68	\$0.00	\$2,023.68	\$0.00	\$0.00	100%	-
FS#2 (RAAT13000005)	\$504	80	Department of Building Inspection	\$0.00	\$0.00	\$0.00	\$504.17	\$0.00	\$504.17	\$0.00	-\$504.17	-	-
FS#10 & 13 (pending)	\$1,000											-	-
2.4.2 Planning Department Fees	\$0											-	-
2.4.3 Reg. Agency Materials Testing / Spec. Insp.	\$0											-	-
2.4.4 Civic Design Review	\$0											-	-
2.4.5 Disability Access Coordinator Review	\$0	11h	DPW/Disability Access Coordinator				\$904.00		\$904.00	\$0.00	-\$904.00	-	-
<b>2.5 A/E/C SERVICES</b>	<b>\$1,273,479</b>			<b>\$774,938.49</b>	<b>\$0.00</b>	<b>\$774,938.49</b>	<b>\$658,384.79</b>	<b>\$68,380.54</b>	<b>\$760,974.95</b>	<b>\$59,674.13</b>	<b>-\$45,710.59</b>	<b>98%</b>	<b>-</b>
<b>2.5.1 A/E Services</b>	<b>\$510,381</b>			<b>\$314,880.00</b>	<b>\$0.00</b>	<b>\$314,880.00</b>	<b>\$339,942.22</b>	<b>\$7,638.62</b>	<b>\$347,580.84</b>	<b>\$0.00</b>	<b>-\$32,700.84</b>	<b>110%</b>	<b>-</b>
<b>2.5.1.1 Basic A/E Services</b>	<b>\$501,381</b>			<b>\$314,880.00</b>	<b>\$0.00</b>	<b>\$314,880.00</b>	<b>\$339,942.22</b>	<b>\$7,638.62</b>	<b>\$347,580.84</b>	<b>\$0.00</b>	<b>-\$32,700.84</b>	<b>110%</b>	<b>-</b>
<b>2.5.1.1.1 Basic A/E Design</b>	<b>\$361,381</b>	<b>11</b>	<b>DPW/Building Design &amp; Construction (BDC)</b>	<b>\$237,572.00</b>	<b>\$0.00</b>	<b>\$237,572.00</b>	<b>\$236,388.99</b>	<b>\$0.00</b>	<b>\$236,388.99</b>	<b>\$0.00</b>	<b>\$1,183.01</b>	<b>100%</b>	<b>65%</b>
Architectural Project Development (AE0)	\$0	11b	DPW/Building Design & Construction (BDC)	\$0.00		\$0.00	\$74,522.60	\$0.00	\$74,522.60	\$0.00	-\$74,522.60	#DIV/0!	
Architectural Programming & Planning (AE1)	\$0	11c	DPW/Building Design & Construction (BDC)	\$0.00		\$0.00	\$4,037.39	\$0.00	\$4,037.39	\$0.00	-\$4,037.39	#DIV/0!	
Architectural Design & Bid Phase (AE2)	\$237,572	11d	DPW/Building Design & Construction (BDC)	\$237,572.00		\$237,572.00	\$157,829.00	\$0.00	\$157,829.00	\$0.00	\$79,743.00	66%	
Basic A/E Design (unassigned)	\$123,809	11i	DPW/Building Design & Construction (BDC)	\$0.00		\$0.00	\$0.00	\$0.00	\$0.00	\$0.00	\$0.00	0%	
<b>2.5.1.1.2 Basic A/E Construction Administration</b>	<b>\$140,000</b>	<b>11</b>	<b>DPW/Building Design &amp; Construction (BDC)</b>	<b>\$77,308.00</b>	<b>\$0.00</b>	<b>\$77,308.00</b>	<b>\$103,553.23</b>	<b>\$7,638.62</b>	<b>\$111,191.85</b>	<b>\$0.00</b>	<b>-\$33,883.85</b>	<b>144%</b>	<b>-</b>
Architctural Construction Administration (AE3)	\$65,850	11e	DPW/Building Design & Construction (BDC)	\$65,850.00		\$65,850.00	\$100,720.23	\$6,689.62	\$107,409.85	\$0.00	-\$41,559.85	163%	163%
Mechanical Engineering Construction Administration (AE3)	\$11,458	12	DPW/Infrastructure Design Construction (IDC)	\$11,458.00	\$0.00	\$11,458.00	\$2,833.00	\$949.00	\$3,782.00	\$0.00	\$7,676.00	33%	33%
Construction Administration (unassigned)	\$62,692											-	-

Service/Task Description	APPROVED 3/29/2013	Task	Provider	Appropriation			Expenditures			Encumbrance	Balance	% Expenditures/ Appropriation	% Expenditures/ Budget
				Previous	Change +/-	Current	Previous	Current	Total				
							03/01-03/31/13						
<b>2.5.1.2 Additional A/E Services</b>	<b>\$9,000</b>												
2.5.1.2.0 Misc./Other Additional A/E Services	\$4,091												
2.5.1.2.1 QA/QC													
2.5.1.2.2 Project Development													
2.5.1.2.3 Programming & Planning													
2.5.1.2.4 Environmental Review													
2.5.1.2.5 Facility Assessments / Site and Utility Studies													
2.5.1.2.6 Investigate Exist. Cond./ Measured Drawings													
2.5.1.2.7 Structural Peer Review	\$0												
2.5.1.2.8 Civil Engineering													
2.5.1.2.9 Landscape Architecture													
2.5.1.2.10 Preservation Consultant													
2.5.1.2.11 Special Design/Documentation of Alternates													
2.5.1.2.12 Furniture and Equipment Installation Admin.													
2.5.1.2.13 Detailed Cost Estimates													
2.5.1.2.14 Extended Services; 60 Days After Subst. Compl.													
2.5.1.2.15 Post-Construction Services / Warranty Work	\$4,909												
<b>2.5.2 Construction Management Services</b>	<b>\$757,098</b>			<b>\$454,058.49</b>	<b>\$0.00</b>	<b>\$454,058.49</b>	<b>\$307,684.57</b>	<b>\$52,280.92</b>	<b>\$394,175.11</b>	<b>\$59,674.13</b>	<b>\$209.25</b>	<b>87%</b>	<b>-</b>
<b>2.5.2.1 Basic CM Services</b>	<b>\$613,672</b>			<b>\$310,631.70</b>	<b>\$0.00</b>	<b>\$310,631.70</b>	<b>\$175,830.66</b>	<b>\$52,280.92</b>	<b>\$262,115.83</b>	<b>\$53,940.13</b>	<b>-\$5,424.26</b>	<b>84%</b>	<b>-</b>
<b>2.5.2.1.1 Construction Management/BDC AAC</b>	<b>\$302,720</b>			<b>\$143,770.62</b>	<b>\$0.00</b>	<b>\$143,770.62</b>	<b>\$124,116.00</b>	<b>\$0.00</b>	<b>\$158,120.25</b>	<b>\$0.00</b>	<b>-\$14,349.63</b>	<b>110%</b>	<b>-</b>
Construction Administration (unassigned)	\$158,949												
Construction Management (Package 3 & 4)	\$125,293	11a	DPW/Building Design & Construction (BDC)	\$125,293.00		\$125,293.00	\$105,638.38		\$139,642.63	\$0.00	-\$14,349.63	111%	111%
Construction Management (FS#28)	\$18,478	11a	DPW/Building Design & Construction (BDC)	\$18,477.62		\$18,477.62	\$18,477.62		\$18,477.62	\$0.00	\$0.00	100%	100%
2.5.2.1.2 Code Required Special Inspection	\$0												
<b>2.5.2.1.3 Special Inspection and Testing Services</b>	<b>\$260,000</b>			<b>\$145,909.58</b>	<b>\$0.00</b>	<b>\$145,909.58</b>	<b>\$44,385.66</b>	<b>\$47,583.79</b>	<b>\$91,969.45</b>	<b>\$53,940.13</b>	<b>\$0.00</b>	<b>63%</b>	<b>35%</b>
Special Inspection and Testing Services (Consultant)	\$74,090												
FS#28 (WD201300034/DPCN13000027)	\$30,634	56	ENGEO	\$30,634.40	\$0.00	\$30,634.40	\$13,174.19	\$0.00	\$13,174.19	\$17,460.21	\$0.00	43%	43%
FS#2, 18, 31, 40 (WD201300098/DPCN13000081)	\$55,584	56	ENGEO	\$55,583.79	\$0.00	\$55,583.79	\$16,633.57	\$31,179.10	\$47,812.67	\$7,771.12	\$0.00	86%	86%
FS#15, 17, 26, 32 (WD201300099/DPCN13000082)	\$59,691	56	ENGEO	\$59,691.39	\$0.00	\$59,691.39	\$14,577.90	\$16,404.69	\$30,982.59	\$28,708.80	\$0.00	52%	52%
FS#10, 13 (pending)	\$40,000												
<b>2.5.2.1.3 Special Inspection and Testing Services (DPW/PCS/MSA/MTL)</b>	<b>\$24,952</b>			<b>\$20,951.50</b>	<b>\$0.00</b>	<b>\$20,951.50</b>	<b>\$7,329.00</b>	<b>\$4,697.13</b>	<b>\$12,026.13</b>	<b>\$0.00</b>	<b>\$8,925.37</b>	<b>57%</b>	<b>48%</b>
FS#28 (WD201300034)	\$1,098	13.1	DPW/Project Controls Systems (PCS) MSA	\$1,098.00	\$0.00	\$1,098.00	\$376.28	\$0.00	\$376.28	\$0.00	\$721.72	34%	34%
FS#2, 18, 31, 40 (WD201300098)	\$1,007	13.1	DPW/Project Controls Systems (PCS) MSA	\$1,006.50	\$0.00	\$1,006.50	\$597.76	\$0.00	\$597.76	\$0.00	\$408.74	59%	59%
FS #15, 17, 26, 32 (WD201300099)	\$915	13.1	DPW/Project Controls Systems (PCS) MSA	\$915.00	\$0.00	\$915.00	\$415.96	\$0.00	\$415.96	\$0.00	\$499.04	45%	45%
FS#28 (WD201300034)	\$2,004	13.2	DPW/Project Controls Systems (PCS) MTL	\$2,004.00	\$0.00	\$2,004.00	\$1,032.87	\$816.89	\$1,849.76	\$0.00	\$154.24	92%	92%
WD201300095 <<delete>>	\$6,409	13.2	DPW/Project Controls Systems (PCS) MTL	\$6,409.00	\$0.00	\$6,409.00	\$0.00	\$0.00	\$0.00	\$0.00	\$6,409.00	0%	0%
FS#2, 18, 31, 40 (WD201300098)	\$4,509	13.2	DPW/Project Controls Systems (PCS) MTL	\$4,509.00	\$0.00	\$4,509.00	\$2,323.96	\$1,838.01	\$4,161.97	\$0.00	\$347.03	92%	92%
FS#15, 17, 26, 32 (WD201300099)	\$5,010	13.2	DPW/Project Controls Systems (PCS) MTL	\$5,010.00	\$0.00	\$5,010.00	\$2,582.17	\$2,042.23	\$4,624.40	\$0.00	\$385.60	92%	92%
FS #10, 13 (pending)	\$4,000												
2.5.2.1.4 BCM/SAR Overhead for Certified Inspector	\$6,000												
2.5.2.1.5 MTL Overhead for Certified Inspector	\$20,000												

Earthquake Safety and  
Emergency Response Bond Program

Monthly Status Report  
March 2013

Job No: Neighborhood Fire Stations Portfolio  
Project: 7431A Roof Replacement

Service/Task Description	APPROVED 3/29/2013	Task	Provider	Appropriation			Expenditures			Encumbrance	Balance	% Expenditures/ Appropriation	% Expenditures/ Budget
				Previous	Change +/-	Current	Previous	Current 03/01-03/31/13	Total				
<b>2.5.2.2 Additional CM Services</b>	<b>\$143,427</b>												
2.5.2.2.0 CMSS	\$271,214			\$143,426.79	\$0.00	\$143,426.79	\$131,853.91	\$0.00	\$132,059.28	\$5,734.00	\$5,633.51	92%	-
2.5.2.2.0 CMSS (moved to 7430A)	-\$271,214											-	-
2.5.2.2.1 Constructibility Review	\$0											-	-
2.5.2.2.2 Building Commissioning	\$0											-	-
2.5.2.2.3 Materials Testing and Inspection (Consultant)	\$0											-	-
2.5.2.2.3 Materials Testing and Inspection (DPW/MTL)	\$0											-	-
2.5.2.2.3 MTL CSO Admin	\$0											-	-
2.5.2.2.4 Haz. Mat. Spec's & Abatement Monitoring	\$0											-	-
2.5.2.2.4 CSO ADMIN	\$0											-	-
<b>2.5.2.2.5 JOC Administration (9.55%)</b>	<b>\$111,990</b>			<b>\$111,989.96</b>	<b>\$0.00</b>	<b>\$111,989.96</b>	<b>\$112,087.91</b>	<b>\$0.00</b>	<b>\$112,293.28</b>	<b>\$0.00</b>	<b>-\$303.32</b>	<b>100%</b>	<b>100%</b>
JOC LABOR (Rodan FS#38, 6, 41, 42)	\$78,543	11g	DPW/Building Design & Construction (BDC)	\$78,542.91	\$0.00	\$78,542.91	\$78,542.91	\$0.00	\$78,542.91	\$0.00	\$0.00	100%	100%
JOC LABOR (Rodan FS#38, 6, 41, 42)	\$1,797	13.3	DPW/PCS	\$1,797.00	\$0.00	\$1,797.00	\$1,797.00	\$0.00	\$1,797.00	\$0.00	\$0.00	100%	100%
JOC LABOR (Rodan FS#38, 6, 41, 42)	\$3,461	13.3	DPW/PCS	\$3,461.15	\$0.00	\$3,461.15	\$3,461.15	\$0.00	\$3,461.15	\$0.00	\$0.00	100%	100%
JOC LABOR (Azul Works FS#2)	\$28,189	13.3	DPW/PCS	\$28,188.90	\$0.00	\$28,188.90	\$28,286.85	\$0.00	\$28,492.22	\$0.00	-\$303.32	101%	101%
<b>2.5.2.2.6 JOC Prevailing Wage (1%)</b>	<b>\$8,406</b>			<b>\$8,405.83</b>	<b>\$0.00</b>	<b>\$8,405.83</b>	<b>\$2,589.00</b>	<b>\$0.00</b>	<b>\$2,589.00</b>	<b>\$0.00</b>	<b>\$5,816.83</b>	<b>31%</b>	<b>31%</b>
Prevailing Wage (Rodan FS#38, 6, 41, 42)	\$1,096	13.4	DPW/PCS	\$1,096.00	\$0.00	\$1,096.00	\$1,096.00	\$0.00	\$1,096.00	\$0.00	\$0.00	100%	100%
Prevailing Wage (Rodan FS#38, 6, 41, 42)	\$6,759	13.4	DPW/PCS	\$6,759.41	\$0.00	\$6,759.41	\$1,493.00	\$0.00	\$1,493.00	\$0.00	\$5,266.41	22%	22%
Prevailing Wage (Rodan FS#38, 6, 41, 42)	\$169	13.4	DPW/PCS	\$168.97	\$0.00	\$168.97	\$0.00	\$0.00	\$0.00	\$0.00	\$168.97	0%	0%
Prevailing Wage (Azul Works FS#2)	\$381	13.4	DPW/PCS	\$381.45	\$0.00	\$381.45	\$0.00	\$0.00	\$0.00	\$0.00	\$381.45	0%	-
<b>2.5.2.2.7 JOC Program Service Consultant (1.99%)</b>	<b>\$23,031</b>			<b>\$23,031.00</b>	<b>\$0.00</b>	<b>\$23,031.00</b>	<b>\$17,177.00</b>	<b>\$0.00</b>	<b>\$17,177.00</b>	<b>\$5,734.00</b>	<b>\$120.00</b>	<b>75%</b>	<b>-</b>
Rodan FS#38	\$5,847	50	GORDIAN GROUP	\$5,847.00	\$0.00	\$5,847.00	\$5,839.00	\$0.00	\$5,839.00	\$0.00	\$8.00	100%	-
Rodan FS#6	\$6,027	51	GORDIAN GROUP	\$6,027.00	\$0.00	\$6,027.00	\$5,937.00	\$0.00	\$5,937.00	\$0.00	\$90.00	99%	-
Rodan FS#41	\$2,986	52	GORDIAN GROUP	\$2,986.00	\$0.00	\$2,986.00	\$2,986.00	\$0.00	\$2,986.00	\$0.00	\$0.00	100%	-
Rodan FS#42	\$2,415	53	GORDIAN GROUP	\$2,415.00	\$0.00	\$2,415.00	\$2,415.00	\$0.00	\$2,415.00	\$0.00	\$0.00	100%	-
Azul Works FS#2	\$5,756	57	GORDIAN GROUP	\$5,756.00	\$0.00	\$5,756.00	\$0.00	\$0.00	\$0.00	\$5,734.00	\$22.00	0%	-
2.5.2.2.8 Extended Services; 60 Days After Subst. Compl.	\$0											-	-
<b>2.5.3 Geotech., Surveys, and Data Collection</b>	<b>\$6,000</b>			<b>\$6,000.00</b>	<b>\$0.00</b>	<b>\$6,000.00</b>	<b>\$10,758.00</b>	<b>\$8,461.00</b>	<b>\$19,219.00</b>	<b>\$0.00</b>	<b>-\$13,219.00</b>	<b>320%</b>	<b>-</b>
2.5.3.0 Misc./Other Data Collection	\$0											-	-
2.5.3.1.1 Geotechnical - Consultant	\$0											-	-
2.5.3.1.2 Geotechnical - DPW IDC	\$0											-	-
2.5.3.1.3 Geotechnical - DPW PCS	\$0											-	-
2.5.3.2 Surveys	\$0											-	-
2.5.3.3 Hazardous Materials Assessments (Consultant)	\$0											-	-
2.5.3.3 Hazardous Materials Assessments CSO Admin.	\$0											-	-
2.5.3.3 Hazardous Materials Contingency	\$0											-	-
2.5.3.4 On Call Services (BBR) LABOR	\$5,000	15	DPW/Bureau of Building Repair (BBR)	\$5,000.00	\$0.00	\$5,000.00	\$10,758.00	\$8,419.00	\$19,177.00	\$0.00	-\$14,177.00	384%	-
2.5.3.5' On Call Services (BBR) NON-LABOR	\$1,000	75	DPW/Bureau of Building Repair (BBR)	\$1,000.00	\$0.00	\$1,000.00	\$0.00	\$42.00	\$42.00	\$0.00	\$958.00	4%	-
<b>3. SITE CONTROL</b>	<b>\$0</b>			<b>\$0.00</b>	<b>\$0.00</b>	<b>\$0.00</b>	<b>\$0.00</b>	<b>\$0.00</b>	<b>\$0.00</b>	<b>\$0.00</b>	<b>\$0.00</b>	<b>-</b>	<b>-</b>
<b>4. OTHER PROGRAM COSTS</b>	<b>\$0</b>			<b>\$0.00</b>	<b>\$0.00</b>	<b>\$0.00</b>	<b>\$0.00</b>	<b>\$0.00</b>	<b>\$0.00</b>	<b>\$0.00</b>	<b>\$0.00</b>	<b>-</b>	<b>-</b>
<b>5. FINANCE COSTS</b>	<b>\$0</b>			<b>\$0.00</b>	<b>\$0.00</b>	<b>\$0.00</b>	<b>\$0.00</b>	<b>\$0.00</b>	<b>\$0.00</b>	<b>\$0.00</b>	<b>\$0.00</b>	<b>-</b>	<b>-</b>

**Earthquake Safety and  
Emergency Response Bond Program**

**Job Order 7432A ESER Fire Stations-Group 1 and 2 Showers (CESERFS32)**

**Budget:** the approved budget is **\$1,472,581**. The budget is comprised of two categories: **1. CONSTRUCTION, PURCHASE & INSTALLATION** for **\$1,200,417** and **2. PROJECT CONTROLS** for **\$272,164**.

**Appropriation:** The allocation remained at \$1,087,815.43. Task 99 Project Reserve decreased by \$10,000 from \$781,562 to \$771,562 to fund the following tasks:

- Task 11 – DPW/BDC – the budget increased by \$10,000 from \$73,851 to \$83,851 to fund additional coordination services for FS15 Showers Transolid during AE2 phase.

**Current Expenditures:** The expenditures increased by \$3,225.40 from \$176,211 to \$179,436.46.

**2. PROJECT CONTROL** increased by **\$3,225.40** from **\$102,846.06** to **\$106,071.46** which represents 61% of the budget of \$272,164 for the following tasks:

- Task 84 DBI expenditures from job order 7431A Roof Replacement Project were moved to this task \$1,865. The funding will be allocated next reporting period.
- Task 11 DPW/BDC expenditures increased by \$79 from \$10,223.44 to \$10,302.44 for site review of work being installed. Total expenditures reflect 13% of the allocated budget of \$79,370.
- Task 13 DPW/PCS expenditures increased by \$1,281.40 from \$6,497.43 to \$7,778.83 for JOC administration services related to FS#15, 6, 38. Total expenditures reflect 99% of the allocated budget of \$7,829.

Earthquake Safety and  
Emergency Response Bond Program

Monthly Status Report  
March 2013

Job No: Neighborhood Fire Stations Portfolio  
Project: 7432A Showers

Service/Task Description	APPROVED 3/29/2013	Task	Scope	Appropriation			Expenditures			Encumbrance	Balance	% Expenditures/ Appropriation	% Expenditures/ Budget
				Previous	Change +/-	Current	Previous	Current	Total				
							03/01-03/31/13						
<b>TOTAL PROGRAM BUDGET</b>	\$1,472,581			\$1,087,815.43	\$0.00	\$1,087,815.43	\$176,211.06	\$3,225.40	\$179,436.46	\$24,464.00	\$883,914.97	16%	-
<b>1. CONSTRUCTION, PURCHASE, &amp; INSTALLATION</b>	\$1,200,417			\$923,527.75	(\$10,000.00)	\$913,527.75	\$73,365.00	\$0.00	\$73,365.00	\$24,464.00	\$815,698.75	8%	-
<b>1.0 Misc./Other Construction</b>	\$0	99	Reserve	\$781,562.00	(\$10,000.00)	\$771,562.00	\$0.00	\$0.00	\$0.00		\$771,562.00	0%	-
1.0.1 Misc./Other Construction Contract Award Amount													
1.0.2 Misc./Other Construction Contingency													
<b>1.1 Principal Construction Contract</b>	\$1,200,417			\$141,965.75	\$0.00	\$141,965.75	\$73,365.00	\$0.00	\$73,365.00	\$24,464.00	\$44,136.75	52%	-
<b>1.1.1 Contract Award Amount</b>	\$1,091,288			\$141,965.75	\$0.00	\$141,965.75	\$73,365.00	\$0.00	\$73,365.00	\$24,464.00	\$44,136.75	52%	-
1.1.1 Contract Award Amount (unassigned)	\$0												
1.1.1.1 FS#15, 6 (DPAT12000134)	\$101,966	40	Rodan	\$101,965.75	\$0.00	\$101,965.75	\$57,501.00	\$0.00	\$57,501.00	\$24,464.00	\$20,000.75	56%	-
1.1.1.1.1 FS#6, 38	\$20,000	15	Bureau of Building Repair (BBR) Labor	\$20,000.00	\$0.00	\$20,000.00	\$15,864.00	\$0.00	\$15,864.00	\$0.00	\$4,136.00	79%	-
1.1.1.1.1.1 FS#6, 38	\$175,831	75	Bureau of Building Repair (BBR) Non-labor	\$20,000.00	\$0.00	\$20,000.00	\$0.00	\$0.00	\$0.00	\$0.00	\$20,000.00	0%	-
1.1.1.1.5 FS#13	\$181,818												
1.1.1.1.6 FS#17	\$90,909												
1.1.1.1.7 FS#18	\$113,636												
1.1.1.1.8 FS#26	\$68,182												
1.1.1.1.9 FS#28	\$68,182												
1.1.1.1.10 FS#31	\$134,400												
1.1.1.1.11 FS#40	\$68,182												
1.1.1.1.12 FS#41	\$68,182												
1.1.2 Construction Contingency	\$109,129												
<b>1.2 Art Enrichment</b>													
<b>1.3 Hazardous Materials Construction/Abatement</b>	\$0												
<b>1.4 Temporary Relocation Construction</b>	\$0												
<b>1.5 Furniture/Equipment/Telecommunications/Computers</b>													
<b>2. PROJECT CONTROL</b>	\$272,164			\$164,287.68	\$10,000.00	\$174,287.68	\$102,846.06	\$3,225.40	\$106,071.46	\$0.00	\$68,216.22	61%	-
<b>2.1 CLIENT DEPARTMENT SERVICES</b>	\$0			\$0.00	\$0.00	\$0.00	\$0.00	\$0.00	\$0.00	\$0.00	\$0.00	-	-
2.1.0 Misc./Other Client Department Services													
2.1.1 Client Project Manager	\$60,663												
2.1.1 Client Project Manager (moved to 7430A)	(\$60,663)												
<b>2.2 DPW PROJECT MANAGEMENT</b>	\$1,773			\$0.00	\$0.00	\$0.00	\$0.00	\$0.00	\$0.00	\$0.00	\$0.00	-	-
2.2.0 Misc./Other Project Management	\$1,773												
2.2.1 Project Management	\$77,920												
2.2.1 Project Management (moved to 7430A)	(\$77,920)												
2.2.2 Planning and Control (Pre-Bond & Pre-Design)	\$44,779												
2.2.2 Planning and Control (Pre-Bond & Pre-Design)	(\$44,779)												
2.2.3 Public Information	\$0												
<b>2.3 CITY ADMINISTRATIVE SERVICES</b>	\$22,714			\$819.65	\$0.00	\$819.65	\$633.00	\$0.00	\$633.00	\$0.00	\$186.65	77%	-
2.3.0 Misc./Other City Admin Services													
2.3.1 City Attorney	\$1,773												
2.3.2 Contract Preparation	\$11,078												
2.3.3 HRC, OLSE, & Prevailing Wage Monitoring	\$1,773	80	OLSE	\$819.65	\$0.00	\$819.65	\$633.00	\$0.00	\$633.00	\$0.00	\$186.65	77%	-
2.3.4 Legal Notices	\$1,000												
2.3.5 Reproduction Services	\$7,090												
<b>2.4 REGULATORY AGENCY APPROVALS</b>	\$5,761			\$0.00	\$0.00	\$0.00	\$0.00	\$1,865.00	\$1,865.00	\$0.00	(\$1,865.00)	-	32%
2.4.0 Misc./Other Reg. Agency Approvals	\$886												
2.4.1 DBI Plan Check and Permit	\$2,566												
2.4.1 FS#15, 6, 38	\$1,865	84	DBI	\$0.00	\$0.00	\$0.00	\$0.00	\$1,865.00	\$1,865.00	\$0.00	(\$1,865.00)	-	100%
2.4.2 Planning Department Fees	\$0												
2.4.3 Reg. Agency Materials Testing / Spec. Insp.	\$0												
2.4.4 Civic Design Review													
2.4.5 Disability Access Coordinator Review	\$443												

Job No: Neighborhood Fire Stations Portfolio  
 Project: 7432A Showers

Service/Task Description	APPROVED 3/29/2013	Task	Scope	Appropriation			Expenditures			Encumbrance	Balance	% Expenditures/ Appropriation	% Expenditures/ Budget
				Previous	Change +/-	Current	Previous	Current	Total				
								03/01-03/31/13					
<b>2.5 A/E/C SERVICES</b>	\$241,917			\$163,468.03	\$10,000.00	\$173,468.03	\$102,213.06	\$1,360.40	\$103,573.46	\$0.00	\$69,894.57	60%	-
<b>2.5.1 A/E Services</b>	\$165,643			\$153,221.00	\$10,000.00	\$163,221.00	\$94,074.44	\$79.00	\$94,153.44	\$0.00	\$69,067.56	58%	-
<b>2.5.1.1 Basic A/E Services</b>	\$163,221	11	DPW/Building Design & Construction (BDC)	\$153,221.00	\$10,000.00	\$163,221.00	\$94,074.44	\$79.00	\$94,153.44	\$0.00	\$69,067.56	58%	-
<b>2.5.1.1.1 Basic A/E Design (AE2)</b>	\$83,851			\$73,851.00	\$10,000.00	\$83,851.00	\$83,851.00	\$0.00	\$83,851.00	\$0.00	\$0.00	100%	-
2.5.1.1.1.1 Group 1 (25 showers)	\$52,351	11	DPW/Building Design & Construction (BDC)	\$42,351.00	\$10,000.00	\$52,351.00	\$52,351.00	\$0.00	\$52,351.00	\$0.00	\$0.00	100%	-
2.5.1.1.1.2 Group 2 (21 showers)	\$31,500	11	DPW/Building Design & Construction (BDC)	\$31,500.00	\$0.00	\$31,500.00	\$31,500.00	\$0.00	\$31,500.00	\$0.00	\$0.00	100%	-
<b>2.5.1.1.2 Basic A/E Construction Administration (AE3)</b>	\$79,370			\$79,370.00	\$0.00	\$79,370.00	\$10,223.44	\$79.00	\$10,302.44	\$0.00	\$69,067.56	13%	-
2.5.1.1.2.1 Group 1 (25 showers)	\$58,370	11	DPW/Building Design & Construction (BDC)	\$58,370.00	\$0.00	\$58,370.00	\$5,774.27	\$79.00	\$5,853.27	\$0.00	\$52,516.73	10%	-
2.5.1.1.2.2 Group 2 (21 showers)	\$21,000	11	DPW/Building Design & Construction (BDC)	\$21,000.00	\$0.00	\$21,000.00	\$4,449.17	\$0.00	\$4,449.17	\$0.00	\$16,550.83	21%	-
<b>2.5.1.2 Additional A/E Services</b>	\$2,422												
2.5.1.2.0 Misc./Other Additional A/E Services	\$1,358												
2.5.1.2.1 QA/QC													
2.5.1.2.2 Project Development													
2.5.1.2.3 Programming & Planning													
2.5.1.2.4 Environmental Review													
2.5.1.2.5 Facility Assessments / Site and Utility Studies													
2.5.1.2.6 Investigate Exist. Cond./ Measured Drawings													
2.5.1.2.7 Structural Peer Review													
2.5.1.2.8 Civil Engineering													
2.5.1.2.9 Landscape Architecture													
2.5.1.2.10 Preservation Consultant													
2.5.1.2.11 Special Design/Documentation of Alternates													
2.5.1.2.12 Furniture and Equipment Installation Admin.													
2.5.1.2.13 Detailed Cost Estimates													
2.5.1.2.14 Extended Services; 60 Days After Subst. Compl.													
2.5.1.2.15 Post-Construction Services / Warranty Work	\$1,064												
<b>2.5.2 Construction Management Services</b>	\$76,275			\$10,247.03	\$0.00	\$10,247.03	\$8,138.62	\$1,281.40	\$9,420.02	\$0.00	\$827.01	92%	-
<b>2.5.2.1 Basic CM Services</b>	\$65,584			\$0.00	\$0.00	\$0.00	\$0.00	\$0.00	\$0.00	\$0.00	\$0.00	-	-
2.5.2.1.1 Construction Management	\$65,584												
2.5.2.1.2 Code Required Special Inspection	\$0												
2.5.2.1.3 Certified Inspector													
2.5.2.1.4 BCM/SAR Overhead for Certified Inspector													
2.5.2.1.5 MTL Overhead for Certified Inspector													
<b>2.5.2.2 Additional CM Services</b>	\$10,690			\$10,247.03	\$0.00	\$10,247.03	\$8,138.62	\$1,281.40	\$9,420.02	\$0.00	\$827.01	92%	-
2.5.2.2.0 Misc./Other Additional CM Services	\$58,758												
2.5.2.2.0 Misc./Other Additional CM Services (moved to 7430A)	(\$58,758)												
2.5.2.2.1 Constructibility Review	\$443												
2.5.2.2.2 Building Commissioning													
2.5.2.2.3 Materials Testing and Inspection (Consultant)													
2.5.2.2.3 Materials Testing and Inspection (DPW/MTL)													
2.5.2.2.3 CSO Admin.													
2.5.2.2.4 Haz. Mat. Spec's & Abatement Monitoring													
2.5.2.2.4 CSO ADMIN													
<b>2.5.2.2.5 JOC Administration (9.55%)</b>	\$7,829			\$7,828.52	\$0.00	\$7,828.52	\$6,497.43	\$1,281.40	\$7,778.83	\$0.00	\$49.69	99%	-
JOC LABOR (Rodan FS#15, 6, 38)	\$4,824	13	DPW/Project Controls & Systems (PCS)	\$7,828.52	\$0.00	\$7,828.52	\$3,492.87	\$1,281.40	\$4,774.27	\$0.00	\$3,054.25	61%	-
JOC LABOR (Rodan FS#15, 6, 38) (JOC/ALL)	\$3,005	11	DPW/Project Controls & Systems (PCS)		\$0.00		\$3,004.56	\$0.00	\$3,004.56	\$0.00	(\$3,004.56)	-	-
<b>2.5.2.2.6 JOC Administration (1%)</b>	\$821			\$820.51	\$0.00	\$820.51	\$408.19	\$0.00	\$408.19	\$0.00	\$412.32	50%	-
Prevailing Wage (Rodan FS#15, 6, 38) (MCO)	\$821	13	DPW/Project Controls & Systems (PCS)	\$820.51	\$0.00	\$820.51	\$408.19	\$0.00	\$408.19	\$0.00	\$412.32	50%	-
<b>2.5.2.2.7 JOC PROGRAM SERVICE CONSULTANT (1.99%)</b>	\$1,598			\$1,598.00	\$0.00	\$1,598.00	\$1,233.00	\$0.00	\$1,233.00	\$0.00	\$365.00	77%	-
Rodan FS#15, 6, 38	\$1,598	50	The Gordian Group	\$1,598.00	\$0.00	\$1,598.00	\$1,233.00	\$0.00	\$1,233.00	\$0.00	\$365.00	77%	-
2.5.2.2.8 Extended Services; 60 Days After Subst. Compl.	\$0												
<b>2.5.3 Geotech., Surveys, and Data Collection</b>	\$0												

**Job Order 7434A NFS Focused Scope Window Repairs (CESERFS34)**

**Budget:** the approved budget is **\$1,211,563**. The budget is comprised of two categories: **1. CONSTRUCTION, PURCHASE & INSTALLATION** for **\$1,007,855** and **2. PROJECT CONTROLS** for **\$203,708**.

**Appropriation:** The allocation remained at \$1,000,779. Task 99 Project Reserve increased by \$126,263 from \$689,867 to \$816,130 and Task 40 decreased by \$170,000 from \$200,000 to \$30,000 to fund the following tasks:

- Task 15 BBR the budget increased by \$36,661 from \$65,594 to \$102,255 for SO#418170 related to FS#6.
- Task 75 BBR the budget increased by \$3,100 from \$7,200 to \$10,300 for SO#418170 related to FS#6.
- Task 98 BBR contingency increased by \$3,976 from \$2,018 to \$5,994 for SO#418170 related to FS#6.

**Expenditures:** The expenditures decreased by \$6 from \$64,790 to \$64,784 due to an adjustment in materials costs under task 75.

**Earthquake Safety and  
Emergency Response Bond Program**

**Monthly Status Report  
March 2013**

Job No: Neighborhood Fire Stations Portfolio  
Project: 7434A Window Repairs

Service/Task Description	APPROVED 3/29/2013	Task	Scope	Appropriation			Expenditures			Encumbrance	Balance	% Expenditures/ Appropriation	% Expenditures/ Budget
				Previous	Change +/-	Current	Previous	Current	Total				
								03/01-03/31/13					
<b>TOTAL PROGRAM BUDGET</b>	<b>\$1,211,563</b>			<b>\$1,000,779.00</b>	<b>\$0.00</b>	<b>\$1,000,779.00</b>	<b>\$64,790.00</b>	<b>(\$6.00)</b>	<b>\$64,784.00</b>	<b>\$1,447.00</b>	<b>\$934,548.00</b>	<b>6%</b>	<b>5%</b>
<b>1. CONSTRUCTION, PURCHASE, &amp; INSTALLATION</b>	<b>\$1,007,855</b>			<b>\$964,679.00</b>	<b>\$0.00</b>	<b>\$964,679.00</b>	<b>\$62,054.00</b>	<b>(\$6.00)</b>	<b>\$62,048.00</b>	<b>\$1,447.00</b>	<b>\$901,184.00</b>	<b>6%</b>	<b>6%</b>
<b>1.0 Misc./Other Construction</b>	<b>\$0</b>			<b>\$689,867.00</b>	<b>\$126,263.00</b>	<b>\$816,130.00</b>	<b>\$0.00</b>	<b>\$0.00</b>	<b>\$0.00</b>	<b>\$0.00</b>	<b>\$816,130.00</b>	<b>0%</b>	<b>-</b>
1.0.1 Misc./Other Construction Contract Award Amount		99	Reserve	\$689,867.00	\$ 126,263.00	\$ 816,130.00	\$0.00	\$0.00	\$0.00	\$0.00	\$816,130.00	0%	-
1.0.2 Misc./Other Construction Contingency												-	-
<b>1.1 Principal Construction Contract</b>	<b>\$1,007,855</b>			<b>\$274,812.00</b>	<b>(\$126,263.00)</b>	<b>\$148,549.00</b>	<b>\$62,054.00</b>	<b>(\$6.00)</b>	<b>\$62,048.00</b>	<b>\$1,447.00</b>	<b>\$85,054.00</b>	<b>42%</b>	<b>6%</b>
<b>1.1.1 Contract Award Amount</b>	<b>\$904,323</b>			<b>\$272,794.00</b>	<b>(\$130,239.00)</b>	<b>\$142,555.00</b>	<b>\$62,054.00</b>	<b>(\$6.00)</b>	<b>\$62,048.00</b>	<b>\$1,447.00</b>	<b>\$79,060.00</b>	<b>44%</b>	<b>7%</b>
Contractor (Unassigned)	\$791,767	40	Construction	\$200,000.00	(\$170,000.00)	\$30,000.00	\$0.00	\$0.00	\$0.00	\$0.00	\$30,000.00	0%	0%
<b>Department of Public Works (DPW) Labor</b>	<b>\$102,256</b>	<b>15</b>	<b>Bureau of Building Repair (BBR) Labor</b>	<b>\$65,594.00</b>	<b>\$36,661.00</b>	<b>\$102,255.00</b>	<b>\$58,960.00</b>	<b>\$0.00</b>	<b>\$58,960.00</b>	<b>\$0.00</b>	<b>\$43,295.00</b>	<b>58%</b>	<b>58%</b>
FS #42 (SO#406857)	\$18,680	15	Bureau of Building Repair (BBR) Labor	\$18,679.00	\$0.00	\$18,679.00	\$16,151.00	\$0.00	\$16,151.00	\$0.00	\$2,528.00	86%	86%
FS #41 (SO#406413)	\$13,000	15	Bureau of Building Repair (BBR) Labor	\$13,000.00	\$0.00	\$13,000.00	\$7,992.00	\$0.00	\$7,992.00	\$0.00	\$5,008.00	61%	61%
FS #28 (SO#406390)	\$9,000	15	Bureau of Building Repair (BBR) Labor	\$9,000.00	\$0.00	\$9,000.00	\$10,462.00	\$0.00	\$10,462.00	\$0.00	(\$1,462.00)	116%	116%
FS #38 (SO#406916)	\$24,915	15	Bureau of Building Repair (BBR) Labor	\$24,915.00	\$0.00	\$24,915.00	\$24,355.00	\$0.00	\$24,355.00	\$0.00	\$560.00	98%	98%
FS #6 (SO#418170)	\$36,661	15	Bureau of Building Repair (BBR) Labor	\$0.00	\$36,661.00	\$36,661.00	\$0.00	\$0.00	\$0.00	\$0.00	\$36,661.00	0%	0%
<b>Department of Public Works (DPW) Materials</b>	<b>\$10,300</b>	<b>75</b>	<b>Bureau of Building Repair (BBR) Non-labor</b>	<b>\$7,200</b>	<b>\$3,100</b>	<b>\$10,300</b>	<b>\$3,094</b>	<b>(\$6)</b>	<b>\$3,088</b>	<b>\$1,447</b>	<b>\$5,765</b>	<b>30%</b>	<b>30%</b>
FS #28	\$1,000	75	Bureau of Building Repair (BBR) Non-labor	\$1,000.00	\$0.00	\$1,000.00	\$394.00	\$0.00	\$394.00	\$0.00	\$606.00	39%	39%
FS #38	\$2,700	75	Bureau of Building Repair (BBR) Non-labor	\$2,700.00	\$0.00	\$2,700.00	\$2,700.00	(\$698.33)	\$2,001.67	\$0.00	\$698.33	74%	74%
FS #41	\$2,000	75	Bureau of Building Repair (BBR) Non-labor	\$2,000.00	\$0.00	\$2,000.00	\$0.00	\$324.96	\$324.96	\$1,447.00	\$228.04	16%	16%
FS #42	\$1,500	75	Bureau of Building Repair (BBR) Non-labor	\$1,500.00	\$0.00	\$1,500.00	\$0.00	\$367.37	\$367.37	\$0.00	\$1,132.63	24%	24%
FS #6 (SO#418170)	\$3,100	75	Bureau of Building Repair (BBR) Non-labor	\$0.00	\$3,100.00	\$3,100.00	\$0.00	\$0.00	\$0.00	\$0.00	\$3,100.00	0%	0%
<b>1.1.2 Construction Contingency</b>	<b>\$103,532</b>	<b>75</b>	<b>Bureau of Building Repair (BBR) Non-labor</b>	<b>\$2,018.00</b>	<b>\$3,976.00</b>	<b>\$5,994.00</b>	<b>\$0.00</b>	<b>\$0.00</b>	<b>\$0.00</b>	<b>\$0.00</b>	<b>\$5,994.00</b>	<b>0%</b>	<b>0%</b>
FS#28, 38, 41, 42	\$2,018	98	Bureau of Building Repair (BBR) Non-labor	\$2,018.00	\$0.00	\$2,018.00	\$0.00	\$0.00	\$0.00	\$0.00	\$2,018.00	0%	0%
FS#6	\$3,976	98	Bureau of Building Repair (BBR) Non-labor	\$0.00	\$3,976.00	\$3,976.00	\$0.00	\$0.00	\$0.00	\$0.00	\$3,976.00	0%	0%
Contingency	\$97,538											-	0%
<b>1.2 Art Enrichment</b>												-	-
<b>1.3 Hazardous Materials Construction/Abatement</b>	<b>\$0</b>											-	-
<b>1.4 Temporary Relocation Construction</b>	<b>\$0</b>											-	-
<b>1.5 Furniture/Equipment/Telecommunications/Computers</b>												-	-
<b>2. PROJECT CONTROL</b>	<b>\$203,708</b>			<b>\$36,100.00</b>	<b>\$0.00</b>	<b>\$36,100.00</b>	<b>\$2,736.00</b>	<b>\$0.00</b>	<b>\$2,736.00</b>	<b>\$0.00</b>	<b>\$33,364.00</b>	<b>8%</b>	<b>1%</b>
<b>2.1 CLIENT DEPARTMENT SERVICES</b>	<b>\$0</b>			<b>\$0.00</b>	<b>\$0.00</b>	<b>\$0.00</b>	<b>\$0.00</b>	<b>\$0.00</b>	<b>\$0.00</b>	<b>\$0.00</b>	<b>\$0.00</b>	<b>-</b>	<b>-</b>
2.1.0 Misc./Other Client Department Services												-	-
2.1.1 Client Project Manager	\$46,050											-	0%
2.1.1 Client Project Manager (moved to 7430A)	(\$46,050)											-	0%
<b>2.2 DPW PROJECT MANAGEMENT</b>	<b>\$2,019</b>											-	<b>0%</b>
2.2.0 Misc./Other Project Management	\$1,346											-	0%
2.2.1 Project Management	\$59,150											-	0%
2.2.1 Project Management (moved to 7430A)	(\$59,150)											-	0%
2.2.2 Planning and Control (Pre-Bond & Pre-Design)	\$36,154											-	0%
2.2.2 Planning and Control (Pre-Bond & Pre-Design) (moved 7430A)	(\$36,154)											-	0%
2.2.3 Public Information	\$673											-	0%
<b>2.3 CITY ADMINISTRATIVE SERVICES</b>	<b>\$13,102</b>											-	<b>0%</b>
2.3.0 Misc./Other City Admin Services												-	-
2.3.1 City Attorney	\$1,346											-	0%
2.3.2 Contract Preparation	\$8,410											-	0%
2.3.3 HRC, OLSE, & Prevailing Wage Monitoring	\$1,346											-	0%
2.3.4 Legal Notices	\$1,000											-	0%
2.3.5 Reproduction Services	\$1,000											-	0%
<b>2.4 REGULATORY AGENCY APPROVALS</b>	<b>\$1,673</b>											-	<b>0%</b>
2.4.0 Misc./Other Reg. Agency Approvals	\$673											-	0%
2.4.1 DBI Plan Check and Permit (Station 18 only)	\$1,000											-	0%
2.4.2 Planning Department Fees	\$0											-	-
2.4.3 Reg. Agency Materials Testing / Spec. Insp.	\$0											-	-
2.4.4 Civic Design Review	\$0											-	-
2.4.5 Disability Access Coordinator Review	\$0											-	-



**Earthquake Safety and  
Emergency Response Bond Program**

**Monthly Status Report  
March 2013**

Job No: Neighborhood Fire Stations Portfolio  
Project: 7434A Window Repairs

Service/Task Description	APPROVED 3/29/2013	Task	Scope	Appropriation			Expenditures			Encumbrance	Balance	% Expenditures/ Appropriation	% Expenditures/ Budget
				Previous	Change +/-	Current	Previous	Current	Total				
								03/01-03/31/13					
<b>2.5 A/E/C SERVICES</b>	<b>\$186,914</b>			<b>\$36,100.00</b>	<b>\$0.00</b>	<b>\$36,100.00</b>	<b>\$2,736.00</b>	<b>\$0.00</b>	<b>\$2,736.00</b>	<b>\$0.00</b>	<b>\$33,364.00</b>	<b>8%</b>	<b>1%</b>
<b>2.5.1 A/E Services</b>	<b>\$137,128</b>	<b>11</b>	<b>Building Design &amp; Construction (BDC)</b>	<b>\$36,100.00</b>	<b>\$0.00</b>	<b>\$36,100.00</b>	<b>\$2,736.00</b>	<b>\$0.00</b>	<b>\$2,736.00</b>	<b>\$0.00</b>	<b>\$33,364.00</b>	<b>8%</b>	<b>2%</b>
<b>2.5.1.1 Basic A/E Services</b>	<b>\$135,648</b>			<b>\$36,100.00</b>	<b>\$0.00</b>	<b>\$36,100.00</b>	<b>\$2,736.00</b>	<b>\$0.00</b>	<b>\$2,736.00</b>	<b>\$0.00</b>	<b>\$33,364.00</b>	<b>8%</b>	<b>2%</b>
<b>2.5.1.1.1 Basic A/E Design</b>	<b>\$117,562</b>			<b>\$25,900.00</b>	<b>\$0.00</b>	<b>\$25,900.00</b>	<b>\$2,736.00</b>	<b>\$0.00</b>	<b>\$2,736.00</b>	<b>\$0.00</b>	<b>\$23,164.00</b>	<b>11%</b>	<b>2%</b>
2.5.1.1.1.1 Basic A/E Design (AE2)	\$25,900	11	Building Design & Construction (BDC)	\$25,900.00	\$0.00	\$25,900.00	\$2,736.00	\$0.00	\$2,736.00	\$0.00	\$23,164.00	11%	11%
2.5.1.1.1.1 Basic A/E Design	\$91,662											-	0%
<b>2.5.1.1.2 Basic A/E Construction Administration</b>	<b>\$18,086</b>			<b>\$10,200.00</b>	<b>\$0.00</b>	<b>\$10,200.00</b>	<b>\$0.00</b>	<b>\$0.00</b>	<b>\$0.00</b>	<b>\$0.00</b>	<b>\$10,200.00</b>	<b>0%</b>	<b>0%</b>
2.5.1.1.2 Basic A/E Construction Administration (AE3)	\$10,200	11	Building Design & Construction (BDC)	\$10,200.00	\$0.00	\$10,200.00	\$0.00	\$0.00	\$0.00	\$0.00	\$10,200.00	0%	0%
2.5.1.1.2 Basic A/E Construction Administration	\$7,886											-	0%
<b>2.5.1.2 Additional A/E Services</b>	<b>\$1,480</b>			<b>\$0.00</b>	<b>\$0.00</b>	<b>\$0.00</b>	<b>\$0.00</b>	<b>\$0.00</b>	<b>\$0.00</b>	<b>\$0.00</b>	<b>\$0.00</b>	<b>-</b>	<b>0%</b>
2.5.1.2.0 Misc./Other Additional A/E Services	\$673											-	0%
2.5.1.2.1 QA/QC												-	-
2.5.1.2.2 Project Development												-	-
2.5.1.2.3 Programming & Planning												-	-
2.5.1.2.4 Environmental Review												-	-
2.5.1.2.5 Facility Assessments / Site and Utility Studies												-	-
2.5.1.2.6 Investigate Exist. Cond./ Measured Drawings												-	-
2.5.1.2.7 Structural Peer Review												-	-
2.5.1.2.8 Civil Engineering												-	-
2.5.1.2.9 Landscape Architecture												-	-
2.5.1.2.10 Preservation Consultant												-	-
2.5.1.2.11 Special Design/Documentation of Alternates												-	-
2.5.1.2.12 Furniture and Equipment Installation Admin.												-	-
2.5.1.2.13 Detailed Cost Estimates												-	-
2.5.1.2.14 Extended Services; 60 Days After Subst. Compl.												-	-
2.5.1.2.14 Post-Construction Services / Warranty Work	\$807											-	0%
<b>2.5.2 Construction Management Services</b>	<b>\$49,786</b>			<b>\$0.00</b>	<b>\$0.00</b>	<b>\$0.00</b>	<b>\$0.00</b>	<b>\$0.00</b>	<b>\$0.00</b>	<b>\$0.00</b>	<b>\$0.00</b>	<b>-</b>	<b>0%</b>
<b>2.5.2.1 Basic CM Services</b>	<b>\$49,786</b>			<b>\$0.00</b>	<b>\$0.00</b>	<b>\$0.00</b>	<b>\$0.00</b>	<b>\$0.00</b>	<b>\$0.00</b>	<b>\$0.00</b>	<b>\$0.00</b>	<b>-</b>	<b>0%</b>
2.5.2.1.1 Construction Management	\$49,786											-	0%
2.5.2.1.2 Code Required Special Inspection	\$0											-	-
2.5.2.1.3 Certified Inspector												-	-
2.5.2.1.4 BCM/SAR Overhead for Certified Inspector												-	-
2.5.2.1.5 MTL Overhead for Certified Inspector												-	-
<b>2.5.2.2 Additional CM Services</b>	<b>\$0</b>			<b>\$0.00</b>	<b>\$0.00</b>	<b>\$0.00</b>	<b>\$0.00</b>	<b>\$0.00</b>	<b>\$0.00</b>	<b>\$0.00</b>	<b>\$0.00</b>	<b>-</b>	<b>-</b>
2.5.2.2.0 Misc./Other Additional CM Services	\$44,604											-	0%
2.5.2.2.0 Misc./Other Additional CM Services (moved to 7430A)	(\$44,604)											-	0%
2.5.2.2.1 Constructibility Review	\$0											-	-
2.5.2.2.2 Building Commissioning												-	-
2.5.2.2.3 Materials Testing and Inspection (Consultant)												-	-
2.5.2.2.3 Materials Testing and Inspection (DPW/MTL)												-	-
2.5.2.2.3 CSO Admin												-	-
2.5.2.2.4 Haz. Mat. Spec's & Abatement Monitoring												-	-
2.5.2.2.4 CSO ADMIN												-	-
2.5.2.2.5 JOC Administration (9.55%)												-	-
2.5.2.2.6 JOC Prevailing Wage (1%)												-	-
2.5.2.2.7 JOC Program Service Consultant (1.99%)												-	-
2.5.2.2.8 Extended Services; 60 Days After Subst. Compl.												-	-
<b>2.5.3 Geotech., Surveys, and Data Collection</b>	<b>\$0</b>			<b>\$0.00</b>	<b>\$0.00</b>	<b>\$0.00</b>	<b>\$0.00</b>	<b>\$0.00</b>	<b>\$0.00</b>	<b>\$0.00</b>	<b>\$0.00</b>	<b>-</b>	<b>-</b>
<b>3. SITE CONTROL</b>	<b>\$0</b>												
<b>4. OTHER PROGRAM COSTS</b>	<b>\$0</b>												
<b>5. FINANCE COSTS</b>	<b>\$0</b>												

**Earthquake Safety and  
Emergency Response Bond Program**

**Job Order 7435A NFS Focused Scope Mechanical Repairs (CESERFS35)**

**Budget:** the approved budget is **\$724,161**. The budget is comprised of two categories: **1. CONSTRUCTION, PURCHASE & INSTALLATION** for **\$573,898** and **2. PROJECT CONTROLS** for **\$150,263.36**.

**Appropriation:** The allocation remained the same at \$1,711,166. The job order reserve increased by \$72,354.49 from \$1,636,166 to \$1,708,520 and due to the following transactions:

- Task 40 Azul Works – the budget was reduced by \$72,669.16 from \$75,000 to \$2,330.84 to match the contract award amount for FS 6, 17, 38 and 42 – Mechanical Scope Investigation.
- 80 OLSE – a budget was established for \$23.31 for the prevailing wage monitoring services related to FS 6, 17, 38 and 42 – Mechanical Scope Investigation.
- Task 13 DPW/PCS – a budget was established for \$222.60 for JOC administration services related to FS 6, 17, 38 and 42 – Mechanical Scope Investigation.
- Task 13 DPW/PCS – a budget was established for \$23.31 for prevailing wage monitoring services related to FS 6, 17, 38 and 42 – Mechanical Scope Investigation.
- Task 50 the Gordian Group – a budget was established for \$45.45 for JOC program consulting services related to FS 6, 17, 38 and 42 – Mechanical Scope Investigation.

**Expenditures:** No expenditures have posted under this job order.

**Earthquake Safety and  
Emergency Response Bond Program**

**Monthly Status Report  
March 2013**

Job No: Neighborhood Fire Stations Portfolio  
Project: 7435A Mechanical

Service/Task Description	APPROVED 3/29/2013	Task	Scope	Appropriation			Expenditures			Encumbrance	Balance	% Expenditures/ Appropriation	% Expenditures/ Budget
				Previous	Change +/-	Current	Previous	Current	Total				
								03/01-03/31/13					
<b>TOTAL PROGRAM BUDGET</b>	<b>\$724,161.36</b>			<b>\$1,711,166.00</b>	<b>\$0.00</b>	<b>\$1,711,166.00</b>	<b>\$0.00</b>	<b>\$0.00</b>	<b>\$0.00</b>	<b>\$0.00</b>	<b>\$1,711,166.00</b>	<b>0%</b>	<b>0%</b>
<b>1. CONSTRUCTION, PURCHASE, &amp; INSTALLATION</b>	<b>\$573,898.00</b>			<b>\$1,711,166.00</b>	<b>(\$314.67)</b>	<b>\$1,710,851.33</b>	<b>\$0.00</b>	<b>\$0.00</b>	<b>\$0.00</b>	<b>\$0.00</b>	<b>\$1,710,851.33</b>	<b>0%</b>	<b>0%</b>
<b>1.0 Misc./Other Construction</b>	<b>\$0.00</b>			<b>\$1,636,166.00</b>	<b>\$72,354.49</b>	<b>\$1,708,520.49</b>	<b>\$0.00</b>	<b>\$0.00</b>	<b>\$0.00</b>	<b>\$0.00</b>	<b>\$1,708,520.49</b>	<b>0%</b>	<b>-</b>
1.0.1 Misc./Other Construction Contract Award Amount		99	Reserve (10A)	\$1,636,166.00	\$0.00	\$1,636,166.00	\$0.00	\$0.00	\$0.00	\$0.00	\$1,636,166.00	0%	-
1.0.2 Misc./Other Construction Contingency		99	Reserve (10B)		\$72,354.49	\$72,354.49					\$72,354.49	0%	-
<b>1.1 Principal Construction Contract</b>	<b>\$550,000.00</b>			<b>\$75,000.00</b>	<b>(\$72,669.16)</b>	<b>\$2,330.84</b>	<b>\$0.00</b>	<b>\$0.00</b>	<b>\$0.00</b>	<b>\$0.00</b>	<b>\$2,330.84</b>	<b>0%</b>	<b>0%</b>
1.1.1 Contract Award Amount	\$500,000.00	40	Azul Works	\$75,000.00	(\$72,669.16)	\$2,330.84	\$0.00	\$0.00	\$0.00	\$0.00	\$2,330.84	0%	0%
1.1.2 Construction Contingency	\$50,000.00											-	0%
<b>1.2 Art Enrichment</b>	<b>\$0.00</b>											-	-
<b>1.3 Hazardous Materials Construction/Abatement</b>	<b>\$23,898.00</b>			<b>\$0.00</b>	<b>\$0.00</b>	<b>\$0.00</b>	<b>\$0.00</b>	<b>\$0.00</b>	<b>\$0.00</b>	<b>\$0.00</b>	<b>\$0.00</b>	<b>-</b>	<b>0%</b>
1.3.1 Haz. Mat. Contract Award Amount	\$21,725.00			\$0.00	\$0.00	\$0.00	\$0.00	\$0.00	\$0.00	\$0.00	\$0.00	-	0%
1.3.1.1 Haz. Mat. SAR	\$2,393.00											-	0%
1.3.1.2 Haz. Mat. Monitoring (Millennium)	\$6,444.00											-	0%
1.3.1.3 Haz. Mat. Abatement (Contract)	\$12,888.00											-	0%
1.3.2 Haz. Mat. Construction Contingency	\$2,173.00											-	0%
<b>1.4 Temporary Relocation Construction</b>	<b>\$0.00</b>											-	-
1.4.1 Relocation Contract Award Amount												-	-
1.4.2 Relocation Construction Contingency												-	-
<b>1.5 Furniture/Equipment/Telecommunications/Computers</b>												-	-
<b>2. PROJECT CONTROL</b>	<b>\$150,263.36</b>			<b>\$0.00</b>	<b>\$314.67</b>	<b>\$314.67</b>	<b>\$0.00</b>	<b>\$0.00</b>	<b>\$0.00</b>	<b>\$0.00</b>	<b>\$314.67</b>	<b>0%</b>	<b>0%</b>
<b>2.1 CLIENT DEPARTMENT SERVICES</b>	<b>\$0.00</b>			<b>\$0.00</b>	<b>\$0.00</b>	<b>\$0.00</b>	<b>\$0.00</b>	<b>\$0.00</b>	<b>\$0.00</b>	<b>\$0.00</b>	<b>\$0.00</b>	<b>-</b>	<b>-</b>
2.1.0 Misc./Other Client Department Services												-	-
2.1.1 Client Project Manager	\$35,296.00											-	0%
2.1.1 Client Project Manager	(\$35,296.00)											-	0%
<b>2.2 DPW PROJECT MANAGEMENT</b>	<b>\$2,827.00</b>			<b>\$0.00</b>	<b>\$0.00</b>	<b>\$0.00</b>	<b>\$0.00</b>	<b>\$0.00</b>	<b>\$0.00</b>	<b>\$0.00</b>	<b>\$0.00</b>	<b>-</b>	<b>0%</b>
2.2.0 Misc./Other Project Management	\$2,827.00											-	0%
2.2.1 Project Management	\$45,336.00											-	0%
2.2.1 Project Management	(\$45,336.00)											-	0%
2.2.2 Planning and Control (Pre-Bond & Pre-Design)	\$22,497.00											-	0%
2.2.2 Planning and Control (Pre-Bond & Pre-Design) (moved to 7430A)	(\$22,497.00)											-	0%
2.2.3 Public Information	\$0.00											-	-
<b>2.3 CITY ADMINISTRATIVE SERVICES</b>	<b>\$12,421.00</b>			<b>\$0.00</b>	<b>\$23.31</b>	<b>\$23.31</b>	<b>\$0.00</b>	<b>\$0.00</b>	<b>\$0.00</b>	<b>\$0.00</b>	<b>\$23.31</b>	<b>0%</b>	<b>0%</b>
2.3.0 Misc./Other City Admin Services	\$1,194.69											-	0%
2.3.1 City Attorney	\$1,031.00											-	0%
2.3.2 Contract Preparation	\$6,611.00											-	0%
2.3.3 HRC, OLSE, & Prevailing Wage Monitoring	\$23.31	80	OLSE	\$0.00	\$23.31	\$23.31	\$0.00	\$0.00	\$0.00	\$0.00	\$23.31	0%	0%
2.3.4 Legal Notices	\$0.00											-	-
2.3.5 Reproduction Services	\$3,561.00											-	0%
<b>2.4 REGULATORY AGENCY APPROVALS</b>	<b>\$3,054.00</b>			<b>\$0.00</b>	<b>\$0.00</b>	<b>\$0.00</b>	<b>\$0.00</b>	<b>\$0.00</b>	<b>\$0.00</b>	<b>\$0.00</b>	<b>\$0.00</b>	<b>-</b>	<b>0%</b>
2.4.0 Misc./Other Reg. Agency Approvals	\$1,301.00											-	0%
2.4.1 DBI Plan Check and Permit	\$1,753.00											-	0%
2.4.2 Planning Department Fees												-	-
2.4.3 Reg. Agency Materials Testing / Spec. Insp.												-	-
2.4.4 Civic Design Review												-	-
2.4.5 Disability Access Coordinator Review												-	-

Job No: Neighborhood Fire Stations Portfolio  
 Project: 7435A Mechanical

Service/Task Description	APPROVED 3/29/2013	Task	Scope	Appropriation			Expenditures			Encumbrance	Balance	% Expenditures/ Appropriation	% Expenditures/ Budget
				Previous	Change +/-	Current	Previous	Current	Total				
								03/01-03/31/13					
<b>2.5 A/E/C SERVICES</b>	<b>\$131,961.36</b>			\$0.00	\$291.36	\$291.36	\$0.00	\$0.00	\$0.00	\$0.00	\$291.36	0%	0%
<b>2.5.1 A/E Services</b>	<b>\$76,561.00</b>			\$0.00	\$0.00	\$0.00	\$0.00	\$0.00	\$0.00	\$0.00	\$0.00	-	0%
<b>2.5.1.1 Basic A/E Services</b>	<b>\$75,000.00</b>			\$0.00	\$0.00	\$0.00	\$0.00	\$0.00	\$0.00	\$0.00	\$0.00	-	0%
2.5.1.1.1 Basic A/E Design	\$65,000.00											-	0%
2.5.1.1.2 Basic A/E Construction Administration	\$10,000.00											-	0%
<b>2.5.1.2 Additional A/E Services</b>	<b>\$1,561.00</b>			\$0.00	\$0.00	\$0.00	\$0.00	\$0.00	\$0.00	\$0.00	\$0.00	-	0%
2.5.1.2.0 Misc./Other Additional A/E Services	\$0.00											-	-
2.5.1.2.1 QA/QC												-	-
2.5.1.2.2 Project Development												-	-
2.5.1.2.3 Programming & Planning												-	-
2.5.1.2.4 Environmental Review												-	-
2.5.1.2.5 Facility Assessments / Site and Utility Studies												-	-
2.5.1.2.6 Investigate Exist. Cond./ Measured Drawings												-	-
2.5.1.2.7 Structural Peer Review												-	-
2.5.1.2.8 Civil Engineering												-	-
2.5.1.2.9 Landscape Architecture												-	-
2.5.1.2.10 Preservation Consultant												-	-
2.5.1.2.11 Special Design/Documentation of Alternates												-	-
2.5.1.2.12 Furniture and Equipment Installation Admin.												-	-
2.5.1.2.13 Detailed Cost Estimates												-	-
2.5.1.2.14 Extended Services; 60 Days After Subst. Compl.												-	-
2.5.1.2.15 Post-Construction Services / Warranty Work	\$1,561.00											-	0%
<b>2.5.2 Construction Management Services</b>	<b>\$39,120.36</b>			\$0.00	\$291.36	\$291.36	\$0.00	\$0.00	\$0.00	\$0.00	\$291.36	0%	0%
<b>2.5.2.1 Basic CM Services</b>	<b>\$38,159.00</b>			\$0.00	\$0.00	\$0.00	\$0.00	\$0.00	\$0.00	\$0.00	\$0.00	-	0%
2.5.2.1.1 Construction Management	\$38,159.00											-	0%
2.5.2.1.2 Code Required Special Inspection	\$0.00											-	-
2.5.2.1.3 Special Inspection and Testing Services												-	-
2.5.2.1.3 Special Inspection and Testing Services CSO Admin												-	-
2.5.2.1.4 BCM/SAR Overhead for Certified Inspector												-	-
2.5.2.1.5 MTL Overhead for Certified Inspector												-	-
<b>2.5.2.2 Additional CM Services</b>	<b>\$961.36</b>			\$0.00	\$291.36	\$291.36	\$0.00	\$0.00	\$0.00	\$0.00	\$291.36	0%	0%
2.5.2.2.0 Misc./Other Additional CM Services	\$34,188.00											-	0%
2.5.2.2.0 Misc./Other Additional CM Services (moved to 7430A)	(\$34,188.00)											-	0%
2.5.2.2.1 Constructibility Review												-	-
2.5.2.2.2 Building Commissioning	\$670.00											-	0%
2.5.2.2.3 Materials Testing and Inspection (Consultant)												-	-
2.5.2.2.3 Materials Testing and Inspection (DPW/MTL)												-	-
2.5.2.2.3 CSO Admin												-	-
2.5.2.2.4 Haz. Mat. Spec's & Abatement Monitoring												-	-
2.5.2.2.4 CSO ADMIN												-	-
2.5.2.2.5 JOC Administration (9.55%) Azul Works	\$222.60	13	DPW/Project Controls Systems (PCS)	\$0.00	\$222.60	\$222.60		\$0.00		\$0.00	\$222.60	0%	0%
2.5.2.2.6 JOC Prevailing Wage (1%) Azul Works	\$23.31	13	DPW/Project Controls Systems (PCS)	\$0.00	\$23.31	\$23.31		\$0.00		\$0.00	\$23.31	0%	0%
2.5.2.2.7 JOC Program Service Consultant (1.99%) Azul Works	\$45.45	50	The Gordian Group	\$0.00	\$45.45	\$45.45		\$0.00		\$0.00	\$45.45	0%	0%
2.5.2.2.8 Extended Services; 60 Days After Subst. Compl.												-	-
<b>2.5.3 Geotech., Surveys, and Data Collection</b>	<b>\$16,280.00</b>			\$0.00	\$0.00	\$0.00	\$0.00	\$0.00	\$0.00	\$0.00	\$0.00	-	0%
2.5.3.0 Misc./Other Data Collection	\$0.00											-	-
2.5.3.1.1 Geotechnical - Consultant												-	-
2.5.3.1.2 Geotechnical - DPW IDC												-	-
2.5.3.1.3 Geotechnical - DPW PCS												-	-
2.5.3.2 Surveys												-	-
2.5.3.3 Hazardous Materials Assessments (Consultant)	\$14,800.00											-	-
2.5.3.3. Hazardous Material Assessment (CSO Admin)												-	-
2.5.3.3 Hazardous Materials Contingency	\$1,480.00											-	-
2.5.3.4. BBR On Call Services												-	-
<b>3. SITE CONTROL</b>	<b>\$0.00</b>												
<b>4. OTHER PROGRAM COSTS</b>	<b>\$0.00</b>												
<b>5. FINANCE COSTS</b>	<b>\$0.00</b>												

**Earthquake Safety and  
Emergency Response Bond Program**

**Job Order 7436A NFS Focused Scope Exterior Envelope (CESERFS36)**

**Budget:** the approved budget is **\$1,500,009.30**. The budget is comprised of two categories: **1. CONSTRUCTION, PURCHASE & INSTALLATION** for **\$1,150,273.30** and **2. PROJECT CONTROLS** for **\$349,736**.

**Appropriation:** The allocation remained at \$1,583,791. The job order reserve remained at \$930,511.

**Expenditures:** The expenditures increased by \$35,938 from \$165,957 to \$201,895. Labor expenditures are through 03/25/13.

1. CONSTRUCTION, PURCHASE & INSTALLATION the expenditures increased by \$33,510 from \$57,355 to \$90,865 for the following tasks:

- Task 15 DPW/BBR expenditures increased by \$31,219 from \$43,050 to \$74,269 for services related to FS#38 (SO#412854).
- Task 75 DPW/BBR expenditures increased by \$2,291 from \$14,305 to \$16,596 for materials related to FS#38 SO#412854.
- Task 11 DPW/BDC expenditures increased by \$920 from \$93,922 to \$94,842.36 for revising color selections.
- Task 11 DPW/BDC expenditures increased by \$617.45 from \$4,413 to \$5,030.45 for punchlist of FS#38.
- Task 11 DPW/BDC expenditures increased by \$890.45 from \$1,299 to \$2,189.45 for construction management services related to FS#38.

**Earthquake Safety and  
Emergency Response Bond Program**

**Monthly Status Report  
March 2013**

Job No: Neighborhood Fire Stations Portfolio  
Project: 7436A Exterior Envelope

Service/Task Description	APPROVED 3/29/2013	Task	Provider	Appropriation			Expenditures			Encumbrance	Balance	% Expenditures/ Appropriation	% Expenditures/ Budget
				Previous	Change +/-	Current	Previous	Current	Total				
								03/01-03/31/13					
<b>TOTAL PROGRAM BUDGET</b>	<b>\$1,500,009.30</b>			\$1,583,791.00	\$0.00	\$1,583,791.00	\$165,957.00	\$35,938.26	\$201,895.26	\$192,030.00	\$1,189,865.74	13%	13%
<b>1. CONSTRUCTION, PURCHASE, &amp; INSTALLATION</b>	<b>\$1,150,273.30</b>			\$1,420,687.00	\$0.00	\$1,420,687.00	\$57,355.00	\$33,510.00	\$90,865.00	\$192,030.00	\$1,137,792.00	6%	8%
<b>1.0 Misc./Other Construction</b>	<b>\$0.00</b>			\$930,511.00	\$0.00	\$930,511.00	\$0.00	\$0.00	\$0.00	\$0.00	\$930,511.00	0%	-
1.0.1 Misc./Other Construction Contract Award Amount		99 Reserve		\$930,511.00	\$0.00	\$930,511.00		\$0.00	\$0.00		\$930,511.00	0%	-
1.0.2 Misc./Other Construction Contingency												-	-
<b>1.1 Principal Construction Contract</b>	<b>\$1,132,924.10</b>			\$490,176.00	\$0.00	\$490,176.00	\$57,355.00	\$33,510.00	\$90,865.00	\$192,030.00	\$207,281.00	19%	8%
<b>1.1.1 Contract Award Amount</b>	<b>\$1,029,931.00</b>			\$464,867.00	\$0.00	\$464,867.00	\$57,355.00	\$33,510.00	\$90,865.00	\$192,030.00	\$181,972.00	20%	9%
<b>1.1.1.1 Contractor</b>	<b>\$710,279.00</b>			\$210,162.00	\$0.00	\$210,162.00	\$0.00	\$0.00	\$0.00	\$178,900.00	\$31,262.00	0%	0%
Contract Award Amount (unassigned)	\$122,861.00							\$0.00	\$0.00		\$0.00	-	0%
Package 4 - FS#15,32&40 (ENAT13000006 )	\$178,900.00	40 OnPoint Construction		\$210,162.00	\$0.00	\$210,162.00	\$0.00	\$0.00	\$0.00	\$178,900.00	\$31,262.00	0%	0%
Package 5 - FS# 10,18	\$155,670.00											-	0%
Package 6 - FS# 2,13,26,31	\$252,848.00											-	0%
<b>1.1.1.2 Department of Public Works (DPW) Labor</b>	<b>\$257,399.00</b>	<b>15 Bureau of Building Repairs (BBR) Labor</b>		\$192,452.00	\$0.00	\$192,452.00	\$43,050.00	\$31,219.00	\$74,269.00	\$0.00	\$118,183.00	39%	29%
FS#06	\$64,947.00											-	0%
FS#28 (SO#412770)	\$24,494.00	15 DPW/Bureau of Building Repair (BBR)		\$24,494.00	\$0.00	\$24,494.00	\$0.00	\$0.00	\$0.00	\$0.00	\$24,494.00	0%	0%
FS#38 (SO#412854)	\$52,014.00	15 DPW/Bureau of Building Repair (BBR)		\$52,014.00	\$0.00	\$52,014.00	\$43,050.00	\$31,219.00	\$74,269.00	\$0.00	(\$22,255.00)	143%	143%
FS#41 (SO#412848)	\$27,993.00	15 DPW/Bureau of Building Repair (BBR)		\$27,993.00	\$0.00	\$27,993.00	\$0.00	\$0.00	\$0.00	\$0.00	\$27,993.00	0%	0%
FS#42 (SO#412862)	\$35,937.00	15 DPW/Bureau of Building Repair (BBR)		\$35,937.00	\$0.00	\$35,937.00	\$0.00	\$0.00	\$0.00	\$0.00	\$35,937.00	0%	0%
FS#49 (SO#412182)	\$52,014.00	15 DPW/Bureau of Building Repair (BBR)		\$52,014.00	\$0.00	\$52,014.00	\$0.00	\$0.00	\$0.00	\$0.00	\$52,014.00	0%	0%
Chief's Residence												-	-
<b>1.1.1.2 Department of Public Works (DPW) Materials</b>	<b>\$62,253.00</b>	<b>75 Bureau of Building Repairs (BBR) Materials</b>		\$62,253.00	\$0.00	\$62,253.00	\$14,305.00	\$2,291.00	\$16,596.00	\$13,130.00	\$32,527.00	27%	27%
FS#06												-	-
FS#28 (SO#412770)	\$3,473.00	75 Bureau of Building Repair (BBR)		\$3,473.00	\$0.00	\$3,473.00	\$0.00	\$0.00	\$0.00	\$0.00	\$3,473.00	0%	0%
FS#28,41,49 (SAMPLE)	\$1,595.00	75 Bureau of Building Repair (BBR)		\$1,595.00	\$0.00	\$1,595.00	\$0.00	\$0.00	\$0.00	\$0.00	\$1,595.00	0%	0%
FS#38 (SO#412854)	\$12,890.00	75 Bureau of Building Repair (BBR)		\$12,890.00	\$0.00	\$12,890.00	\$14,305.00	\$2,291.00	\$16,596.00	\$13,130.00	(\$16,836.00)	129%	129%
FS#41 (SO#412848)	\$9,416.00	75 Bureau of Building Repair (BBR)		\$9,416.00	\$0.00	\$9,416.00	\$0.00	\$0.00	\$0.00	\$0.00	\$9,416.00	0%	0%
FS#42 (SO#412862)	\$6,999.00	75 Bureau of Building Repair (BBR)		\$6,999.00	\$0.00	\$6,999.00	\$0.00	\$0.00	\$0.00	\$0.00	\$6,999.00	0%	0%
FS#49 (SO#412182)	\$27,880.00	75 Bureau of Building Repair (BBR)		\$27,880.00	\$0.00	\$27,880.00	\$0.00	\$0.00	\$0.00	\$0.00	\$27,880.00	0%	0%
Chief's Residence												-	-
<b>1.1.2 Construction Contingency</b>	<b>\$102,993.10</b>			\$25,309.00	\$0.00	\$25,309.00	\$0.00	\$0.00	\$0.00	\$0.00	\$25,309.00	0%	0%
<b>1.1.2.1. Contractor</b>	<b>\$71,027.90</b>			\$0.00	\$0.00	\$0.00	\$0.00	\$0.00	\$0.00	\$0.00	\$0.00	-	0%
Contract Award Amount (unassigned)	\$12,286.10											-	0%
Package 4 - FS#15,32&40	\$17,890.00											-	0%
Package 5 - FS# 10,18	\$15,567.00											-	0%
Package 6 - FS# 2,13,26,31	\$25,284.80											-	0%
<b>1.1.2.2 Department of Public Works (DPW) Contingency</b>	<b>\$31,965.20</b>	<b>98 Contingency</b>		\$25,309.00	\$0.00	\$25,309.00	\$0.00	\$0.00	\$0.00	\$0.00	\$25,309.00	0%	0%
FS#06	\$6,494.70			\$0.00	\$0.00	\$0.00	\$0.00	\$0.00	\$0.00	\$0.00	\$0.00	-	0%
FS#28 (SO#412770)	\$2,796.70	98 FS#28 (SO#412770)		\$2,797.00	\$0.00	\$2,797.00	\$0.00	\$0.00	\$0.00	\$0.00	\$2,797.00	0%	0%
FS#28,41,49 (SAMPLE)	\$159.50	98		\$0.00	\$0.00	\$0.00	\$0.00	\$0.00	\$0.00	\$0.00	\$0.00	-	0%
FS#38 (SO#412854)	\$6,490.40	98 FS#38 (SO#412854)		\$6,490.00	\$0.00	\$6,490.00	\$0.00	\$0.00	\$0.00	\$0.00	\$6,490.00	0%	0%
FS#41 (SO#412848)	\$3,740.90	98 FS#41 (SO#412848)		\$3,740.00	\$0.00	\$3,740.00	\$0.00	\$0.00	\$0.00	\$0.00	\$3,740.00	0%	0%
FS#42 (SO#412862)	\$4,293.60	98 FS#42 (SO#412862)		\$4,293.00	\$0.00	\$4,293.00	\$0.00	\$0.00	\$0.00	\$0.00	\$4,293.00	0%	0%
FS#49 (SO#412182)	\$7,989.40	98 FS#49 (SO#412182)		\$7,989.00	\$0.00	\$7,989.00	\$0.00	\$0.00	\$0.00	\$0.00	\$7,989.00	0%	0%
Chief's Residence												-	-
<b>1.2 Art Enrichment</b>												-	-
<b>1.3 Hazardous Materials Construction/Abatement</b>	<b>\$17,349.20</b>			\$0.00	\$0.00	\$0.00	\$0.00	\$0.00	\$0.00	\$0.00	\$0.00	-	0%
<b>1.3.1 Haz. Mat. Contract Award Amount</b>	<b>\$15,772.00</b>			\$0.00	\$0.00	\$0.00	\$0.00	\$0.00	\$0.00	\$0.00	\$0.00	-	0%
1.3.1.1 Haz. Mat. SAR	\$1,738.00											-	0%
1.3.1.2 Haz. Mat. Monitoring (Consultant)	\$4,678.00											-	0%
1.3.1.3 Haz. Mat. Abatement (Contract)	\$9,356.00											-	0%
1.3.2 Haz. Mat. Construction Contingency	\$1,577.20											-	0%
<b>1.4 Temporary Relocation Construction</b>	<b>\$0.00</b>											-	-
<b>1.5 Furniture/Equipment/Telecommunications/Computers</b>												-	-

**Earthquake Safety and  
Emergency Response Bond Program**

**Monthly Status Report  
March 2013**

Job No: Neighborhood Fire Stations Portfolio  
Project: 7436A Exterior Envelope

Service/Task Description	APPROVED 3/29/2013	Task	Provider	Appropriation			Expenditures			Encumbrance	Balance	% Expenditures/ Appropriation	% Expenditures/ Budget
				Previous	Change +/-	Current	Previous	Current	Total				
								03/01-03/31/13					
<b>2. PROJECT CONTROL</b>	<b>\$349,736.00</b>			\$163,104.00	\$0.00	\$163,104.00	\$108,602.00	\$2,428.26	\$111,030.26	\$0.00	\$52,073.74	68%	32%
<b>2.1 CLIENT DEPARTMENT SERVICES</b>	<b>\$0.00</b>			\$0.00	\$0.00	\$0.00	\$0.00	\$0.00	\$0.00	\$0.00	\$0.00	-	-
2.1.0 Misc./Other Client Department Services												-	-
2.1.1 Client Project Manager	\$64,649.00											-	0%
2.1.1 Client Project Manager (moved to 7430A)	<del>(\$64,649.00)</del>											-	0%
<b>2.2 DPW PROJECT MANAGEMENT</b>	<b>\$2,834.00</b>			\$0.00	\$0.00	\$0.00	\$0.00	\$0.00	\$0.00	\$0.00	\$0.00	-	0%
2.2.0 Misc./Other Project Management	\$1,889.00											-	0%
2.2.1 Project Management	\$83,040.00											-	0%
2.2.1 Project Management (moved to 7430A)	<del>(\$83,040.00)</del>											-	0%
2.2.2 Planning and Control (Pre-Bond & Pre-Design)	\$44,836.00											-	0%
2.2.2 Planning and Control (Pre-Bond & Pre-Design) (moved to 7430A)	<del>(\$44,836.00)</del>											-	0%
2.2.3 Public Information	\$945.00											-	0%
<b>2.3 CITY ADMINISTRATIVE SERVICES</b>	<b>\$20,778.00</b>			\$15,000.00	\$0.00	\$15,000.00	\$5,452.00	\$0.00	\$5,452.00	\$0.00	\$9,548.00	36%	26%
2.3.0 Misc./Other City Admin Services												-	-
2.3.1 City Attorney	\$1,889.00											-	0%
2.3.2 Contract Preparation	\$15,000.00		12 Infrastructure Design & Construction (IDC)	\$15,000.00	\$0.00	\$15,000.00	\$5,452.00	\$0.00	\$5,452.00	\$0.00	\$9,548.00	36%	36%
2.3.3 HRC, OLSE, & Prevailing Wage Monitoring	\$1,889.00											-	0%
2.3.4 Legal Notices	\$1,000.00											-	0%
2.3.5 Reproduction Services	\$1,000.00											-	0%
<b>2.4 REGULATORY AGENCY APPROVALS</b>	<b>\$945.00</b>			\$0.00	\$0.00	\$0.00	\$0.00	\$0.00	\$0.00	\$0.00	\$0.00	-	0%
2.4.0 Misc./Other Reg. Agency Approvals	\$945.00											-	0%
2.4.1 DBI Plan Check and Permit	\$0.00											-	-
2.4.2 Planning Department Fees	\$0.00											-	-
2.4.3 Reg. Agency Materials Testing / Spec. Insp.	\$0.00											-	-
2.4.4 Civic Design Review	\$0.00											-	-
2.4.5 Disability Access Coordinator Review	\$0.00											-	-
<b>2.5 A/E/C SERVICES</b>	<b>\$325,179.00</b>			\$148,104.00	\$0.00	\$148,104.00	\$103,150.00	\$2,428.26	\$105,578.26	\$0.00	\$42,525.74	71%	32%
<b>2.5.1 A/E Services</b>	<b>\$222,285.00</b>			\$123,800.00	\$0.00	\$123,800.00	\$101,851.00	\$1,537.81	\$103,388.81	\$0.00	\$20,411.19	84%	47%
<b>2.5.1.1 Basic A/E Services</b>	<b>\$181,891.00</b>		<b>11 Building Design &amp; Construction (BDC)</b>	<b>\$123,800.00</b>	<b>\$0.00</b>	<b>\$123,800.00</b>	<b>\$101,851.00</b>	<b>\$1,537.81</b>	<b>\$103,388.81</b>	<b>\$0.00</b>	<b>\$20,411.19</b>	<b>84%</b>	<b>57%</b>
<b>2.5.1.1.1 Basic A/E Design (AE2)</b>	<b>\$133,891.00</b>			<b>\$75,800.00</b>	<b>\$0.00</b>	<b>\$75,800.00</b>	<b>\$97,438.00</b>	<b>\$920.36</b>	<b>\$98,358.36</b>	<b>\$0.00</b>	<b>(\$22,558.36)</b>	<b>130%</b>	<b>73%</b>
2.5.1.1.1.1 Group 1, 2, 3 Architecture	\$83,062.00		11 Building Design & Construction (BDC)	\$68,000.00	\$0.00	\$68,000.00	\$93,922.00	\$920.36	\$94,842.36	\$0.00	(\$26,842.36)	139%	114%
2.5.1.1.1.1 FS#26 Structural Engineering	\$7,800.00		12 Infrastructure Design and Construction (IDC)	\$7,800.00	\$0.00	\$7,800.00	\$3,516.00	\$0.00	\$3,516.00	\$0.00	\$4,284.00	45%	45%
2.5.1.1.1.1 Basic A/E Design (AE2)	\$43,029.00											-	0%
<b>2.5.1.1.2 Basic A/E Construction Administration</b>	<b>\$48,000.00</b>			<b>\$48,000.00</b>	<b>\$0.00</b>	<b>\$48,000.00</b>	<b>\$4,413.00</b>	<b>\$617.45</b>	<b>\$5,030.45</b>	<b>\$0.00</b>	<b>\$42,969.55</b>	<b>10%</b>	<b>10%</b>
2.5.1.1.2 Group 1, 2, 3	\$48,000.00		11 Building Design & Construction (BDC)	\$48,000.00	\$0.00	\$48,000.00	\$4,413.00	\$617.45	\$5,030.45	\$0.00	\$42,969.55	10%	10%
<b>2.5.1.2 Additional A/E Services</b>	<b>\$40,394.00</b>			\$0.00	\$0.00	\$0.00	\$0.00	\$0.00	\$0.00	\$0.00	\$0.00	-	0%
2.5.1.2.0 Misc./Other Additional A/E Services	\$39,261.00											-	0%
2.5.1.2.1 QA/QC												-	-
2.5.1.2.2 Project Development												-	-
2.5.1.2.3 Programming & Planning												-	-
2.5.1.2.4 Environmental Review												-	-
2.5.1.2.5 Facility Assessments / Site and Utility Studies												-	-
2.5.1.2.6 Investigate Exist. Cond./ Measured Drawings												-	-
2.5.1.2.7 Structural Peer Review												-	-
2.5.1.2.8 Civil Engineering												-	-
2.5.1.2.9 Landscape Architecture	\$0.00											-	-
2.5.1.2.10 Preservation Consultant												-	-
2.5.1.2.11 Special Design/Documentation of Alternates												-	-
2.5.1.2.12 Furniture and Equipment Installation Admin.												-	-
2.5.1.2.13 Detailed Cost Estimates												-	-
2.5.1.2.14 Extended Services; 60 Days After Subst. Compl.												-	-
2.5.1.2.15 Post-Construction Services / Warranty Work	\$1,133.00											-	0%

Job No: Neighborhood Fire Stations Portfolio  
 Project: 7436A Exterior Envelope

Service/Task Description	APPROVED 3/29/2013	Task	Provider	Appropriation			Expenditures			Encumbrance	Balance	% Expenditures/ Appropriation	% Expenditures/ Budget
				Previous	Change +/-	Current	Previous	Current	Total				
								03/01-03/31/13					
<b>2.5.2 Construction Management Services</b>	<b>\$69,894.00</b>			<b>\$24,304.00</b>	<b>\$0.00</b>	<b>\$24,304.00</b>	<b>\$1,299.00</b>	<b>\$890.45</b>	<b>\$2,189.45</b>	<b>\$0.00</b>	<b>\$22,114.55</b>	<b>9%</b>	<b>3%</b>
<b>2.5.2.1 Basic CM Services</b>	<b>\$69,894.00</b>			<b>\$24,304.00</b>	<b>\$0.00</b>	<b>\$24,304.00</b>	<b>\$1,299.00</b>	<b>\$890.45</b>	<b>\$2,189.45</b>	<b>\$0.00</b>	<b>\$22,114.55</b>	<b>9%</b>	<b>3%</b>
2.5.2.1.1 Construction Management FS38	\$24,304.00	11 DPW/Building Design and Construction (BDC)		\$24,304.00	\$0.00	\$24,304.00	\$1,299.00	\$890.45	\$2,189.45	\$0.00	\$22,114.55	9%	9%
2.5.2.1.1 Construction Management (unassigned)	\$45,590.00											-	0%
2.5.2.1.2 Code Required Special Inspection	\$0.00											-	-
2.5.2.1.3 Certified Inspector												-	-
2.5.2.1.4 BCM/SAR Overhead for Certified Inspector												-	-
2.5.2.1.5 MTL Overhead for Certified Inspector												-	-
<b>2.5.2.2 Additional CM Services</b>	<b>\$0.00</b>			<b>\$0.00</b>	<b>\$0.00</b>	<b>\$0.00</b>	<b>\$0.00</b>	<b>\$0.00</b>	<b>\$0.00</b>	<b>\$0.00</b>	<b>\$0.00</b>	<b>-</b>	<b>-</b>
2.5.2.2.0 Misc./Other Additional CM Services	\$62,620.00											-	0%
2.5.2.2.0 Misc./Other Additional CM Services (moved to 7430A)	(\$62,620.00)											-	0%
2.5.2.2.1 Constructibility Review	\$0.00											-	-
2.5.2.2.2 Building Commissioning												-	-
2.5.2.2.3 Materials Testing and Inspection (Consultant)												-	-
2.5.2.2.3 Materials Testing and Inspection (DPW/MTL)												-	-
2.5.2.2.3 CSO Admin												-	-
2.5.2.2.4 Haz. Mat. Spec's & Abatement Monitoring												-	-
2.5.2.2.4 CSO ADMIN												-	-
2.5.2.2.5 JOC Administration (9.55%)												-	-
2.5.2.2.6 JOC Prevailing Wage (1%)												-	-
2.5.2.2.7 JOC Program Service Consultant (1.99%)												-	-
2.5.2.2.8 Extended Services; 60 Days After Subst. Compl.												-	-
<b>2.5.3 Geotech., Surveys, and Data Collection</b>	<b>\$33,000.00</b>			<b>\$0.00</b>	<b>\$0.00</b>	<b>\$0.00</b>	<b>\$0.00</b>	<b>\$0.00</b>	<b>\$0.00</b>	<b>\$0.00</b>	<b>\$0.00</b>	<b>-</b>	<b>0%</b>
2.5.3.0 Misc./Other Data Collection	\$0.00											-	-
2.5.3.1.1 Geotechnical - Consultant												-	-
2.5.3.1.2 Geotechnical - DPW IDC												-	-
2.5.3.1.3 Geotechnical - DPW PCS												-	-
2.5.3.2 Surveys												-	-
2.5.3.3 Hazardous Materials Assessments (Consultant)	\$30,000.00											-	0%
2.5.3.3. Hazardous Material Assessment (CSO Admin)												-	-
2.5.3.3 Hazardous Materials Contingency	\$3,000.00											-	0%
2.5.3.4. BBR On Call Services												-	-
<b>3. SITE CONTROL</b>	<b>\$0.00</b>			<b>\$0.00</b>	<b>\$0.00</b>	<b>\$0.00</b>	<b>\$0.00</b>	<b>\$0.00</b>	<b>\$0.00</b>	<b>\$0.00</b>	<b>\$0.00</b>	<b>-</b>	<b>-</b>
<b>4. OTHER PROGRAM COSTS</b>	<b>\$0.00</b>			<b>\$0.00</b>	<b>\$0.00</b>	<b>\$0.00</b>	<b>\$0.00</b>	<b>\$0.00</b>	<b>\$0.00</b>	<b>\$0.00</b>	<b>\$0.00</b>	<b>-</b>	<b>-</b>
<b>5. FINANCE COSTS</b>	<b>\$0.00</b>			<b>\$0.00</b>	<b>\$0.00</b>	<b>\$0.00</b>	<b>\$0.00</b>	<b>\$0.00</b>	<b>\$0.00</b>	<b>\$0.00</b>	<b>\$0.00</b>	<b>-</b>	<b>-</b>



**Job Order 7437A NFS Focused Scope Generators (CESERFS37)**

**Budget:** the approved budget is **\$2,076,589**. The budget is comprised of two categories:  
**1. CONSTRUCTION, PURCHASE & INSTALLATION** for **\$1,495,878** and **2. PROJECT CONTROLS** for **\$580,711**.

**Appropriations:** The allocation remained at \$1,544,978. The job order reserve decreased by \$125,000 from \$1,218,275 to \$1,093,275 to fund the following transactions:

- Task 75 DPW/BBR – a budget was established for \$125,000 to purchase the FS#15 Generator.

**Expenditures:** The expenditures remained at \$60,964.

**Earthquake Safety and  
Emergency Response Bond Program**

**Monthly Status Report  
March 2013**

Job No: Neighborhood Fire Stations Portfolio  
Project: 7437A Generators

Service/Task Description	APPROVED 3/29/2013	Task	Scope	Appropriation			Expenditures			Encumbrance	Balance	% Expenditures/ Appropriation	% Expenditures/ Budget
				Previous	Change +/-	Current	Previous	Current	Total				
								03/01-03/31/13					
<b>TOTAL PROGRAM BUDGET</b>	<b>2,076,589</b>			<b>\$1,544,978.00</b>	<b>\$0.00</b>	<b>\$1,544,978.00</b>	<b>\$60,964.00</b>	<b>\$0.00</b>	<b>\$60,964.00</b>	<b>\$145,423.00</b>	<b>\$1,338,591.00</b>	<b>4%</b>	<b>3%</b>
<b>1. CONSTRUCTION, PURCHASE, &amp; INSTALLATION</b>	<b>1,495,878</b>			<b>\$1,425,382.00</b>	<b>\$0.00</b>	<b>\$1,425,382.00</b>	<b>\$3,807.00</b>	<b>\$0.00</b>	<b>\$3,807.00</b>	<b>\$110,754.00</b>	<b>\$1,310,821.00</b>	<b>0%</b>	<b>0%</b>
<b>1.0 Misc./Other Construction</b>	<b>0</b>			<b>\$1,218,275.00</b>	<b>(\$125,000.00)</b>	<b>\$1,093,275.00</b>	<b>\$0.00</b>	<b>\$0.00</b>	<b>\$0.00</b>	<b>\$0.00</b>	<b>\$1,093,275.00</b>	<b>0%</b>	<b>-</b>
1.0.1 Misc./Other Construction Contract Award Amount		99	Reserve	\$1,218,275.00	(\$125,000.00)	\$1,093,275.00	\$0.00	\$0.00	\$0.00		\$1,093,275.00	0%	-
1.0.2 Misc./Other Construction Contingency												-	-
<b>1.1 Principal Construction Contract</b>	<b>1,495,878</b>			<b>\$207,107.00</b>	<b>\$125,000.00</b>	<b>\$332,107.00</b>	<b>\$3,807.00</b>	<b>\$0.00</b>	<b>\$3,807.00</b>	<b>\$110,754.00</b>	<b>\$217,546.00</b>	<b>1%</b>	<b>0%</b>
<b>1.1.1 Contract Award Amount</b>	<b>1,360,417</b>			<b>\$207,107.00</b>	<b>\$125,000.00</b>	<b>\$332,107.00</b>	<b>\$3,807.00</b>	<b>\$0.00</b>	<b>\$3,807.00</b>	<b>\$110,754.00</b>	<b>\$217,546.00</b>	<b>1%</b>	<b>0%</b>
1.1.1 Contract Award Amount	1,028,310											-	0%
1.1.1 FS#6	201,300	40	FS#6	\$201,300.00	\$0.00	\$201,300.00		\$0.00	\$0.00		\$201,300.00	0%	0%
1.1.1 Cost Estimate	3,807	15	Bureau of Building Repair (BBR) Labor	\$3,807.00	\$0.00	\$3,807.00	\$3,807.00	\$0.00	\$3,807.00	\$0.00	\$0.00	100%	100%
1.1.1 On Call Services	2,000	15	Bureau of Building Repair (BBR) Labor	\$2,000.00	\$0.00	\$2,000.00	\$0.00	\$0.00	\$0.00	\$0.00	\$2,000.00	0%	0%
1.1.1 FS#15 Generators	125,000	75	Bureau of Building Repair (BBR)Non-Labor	\$0.00	\$125,000.00	\$125,000.00	\$0.00	\$0.00	\$0.00	\$110,754.00	\$14,246.00	0%	0%
<b>1.1.2 Construction Contingency</b>	<b>135,461</b>			<b>\$0.00</b>	<b>\$0.00</b>	<b>\$0.00</b>	<b>\$0.00</b>	<b>\$0.00</b>	<b>\$0.00</b>	<b>\$0.00</b>	<b>\$0.00</b>	<b>-</b>	<b>0%</b>
1.1.2 Construction Contingency	102,831											-	0%
1.1.1 FS#6	20,130											-	0%
1.1.2 FS#15	12,500											-	0%
<b>1.2 Art Enrichment</b>	<b>0</b>											-	-
<b>1.3 Hazardous Materials Construction/Abatement</b>	<b>0</b>											-	-
<b>1.4 Temporary Relocation Construction</b>	<b>0</b>											-	-
<b>1.5 Furniture/Equipment/Telecommunications/Computers</b>	<b>0</b>											-	-
<b>2. PROJECT CONTROL</b>	<b>580,711</b>			<b>\$119,596.00</b>	<b>\$0.00</b>	<b>\$119,596.00</b>	<b>\$57,157.00</b>	<b>\$0.00</b>	<b>\$57,157.00</b>	<b>\$34,669.00</b>	<b>\$27,770.00</b>	<b>48%</b>	<b>10%</b>
<b>2.1 CLIENT DEPARTMENT SERVICES</b>	<b>0</b>			<b>\$0.00</b>	<b>\$0.00</b>	<b>\$0.00</b>	<b>\$0.00</b>	<b>\$0.00</b>	<b>\$0.00</b>	<b>\$0.00</b>	<b>\$0.00</b>	<b>-</b>	<b>-</b>
2.1.0 Misc./Other Client Department Services												-	-
2.1.1 Client Project Manager	147,841											-	0%
2.1.1 Client Project Manager (moved to 7430A)	-147,841											-	0%
<b>2.2 DPW PROJECT MANAGEMENT</b>	<b>115,594</b>			<b>\$0.00</b>	<b>\$0.00</b>	<b>\$0.00</b>	<b>\$0.00</b>	<b>\$0.00</b>	<b>\$0.00</b>	<b>\$0.00</b>	<b>\$0.00</b>	<b>-</b>	<b>0%</b>
2.2.0 Misc./Other Project Management	114,219											-	0%
2.2.1 Project Management	189,899											-	0%
2.2.1 Project Management (moved to 7430A)	-189,899											-	0%
2.2.2 Planning and Control (Pre-Bond & Pre-Design)	77,215											-	0%
2.2.2 Planning and Control (Pre-Bond & Pre-Design) (moved to 7430A)	-77,215											-	0%
2.2.3 Public Information	1,375											-	0%
<b>2.3 CITY ADMINISTRATIVE SERVICES</b>	<b>34,678</b>			<b>\$0.00</b>	<b>\$0.00</b>	<b>\$0.00</b>	<b>\$0.00</b>	<b>\$0.00</b>	<b>\$0.00</b>	<b>\$0.00</b>	<b>\$0.00</b>	<b>-</b>	<b>0%</b>
2.3.0 Misc./Other City Admin Services												-	-
2.3.1 City Attorney	2,749											-	0%
2.3.2 Contract Preparation	17,183											-	0%
2.3.3 HRC, OLSE, & Prevailing Wage Monitoring	2,749											-	0%
2.3.4 Legal Notices	1,000											-	0%
2.3.5 Reproduction Services	10,997											-	0%
<b>2.4 REGULATORY AGENCY APPROVALS</b>	<b>10,311</b>			<b>\$0.00</b>	<b>\$0.00</b>	<b>\$0.00</b>	<b>\$0.00</b>	<b>\$0.00</b>	<b>\$0.00</b>	<b>\$0.00</b>	<b>\$0.00</b>	<b>-</b>	<b>0%</b>
2.4.0 Misc./Other Reg. Agency Approvals	1,375											-	0%
2.4.1 DBI Plan Check and Permit	6,873											-	0%
2.4.2 Planning Department Fees												-	-
2.4.3 Reg. Agency Materials Testing / Spec. Insp.	1,375											-	0%
2.4.4 Civic Design Review	0											-	-
2.4.5 Disability Access Coordinator Review	688											-	0%

**Earthquake Safety and  
Emergency Response Bond Program**

**Monthly Status Report  
March 2013**

Job No: Neighborhood Fire Stations Portfolio  
Project: 7437A Generators

Service/Task Description	APPROVED 3/29/2013	Task	Scope	Appropriation			Expenditures			Encumbrance	Balance	% Expenditures/ Appropriation	% Expenditures/ Budget
				Previous	Change +/-	Current	Previous	Current	Total				
								03/01-03/31/13					
<b>2.5 A/E/C SERVICES</b>	<b>420,128</b>			<b>\$119,596.00</b>	<b>\$0.00</b>	<b>\$119,596.00</b>	<b>\$57,157.00</b>	<b>\$0.00</b>	<b>\$57,157.00</b>	<b>\$34,669.00</b>	<b>\$27,770.00</b>	<b>48%</b>	<b>14%</b>
<b>2.5.1 A/E Services</b>	<b>252,601</b>			<b>\$119,596.00</b>	<b>\$0.00</b>	<b>\$119,596.00</b>	<b>\$57,157.00</b>	<b>\$0.00</b>	<b>\$57,157.00</b>	<b>\$34,669.00</b>	<b>\$27,770.00</b>	<b>48%</b>	<b>23%</b>
<b>2.5.1.1 Basic A/E Services</b>	<b>248,088</b>			<b>\$119,596.00</b>	<b>\$0.00</b>	<b>\$119,596.00</b>	<b>\$57,157.00</b>	<b>\$0.00</b>	<b>\$57,157.00</b>	<b>\$34,669.00</b>	<b>\$27,770.00</b>	<b>48%</b>	<b>23%</b>
<b>2.5.1.1.1 Basic A/E Design</b>	<b>215,010</b>			<b>\$113,296.00</b>	<b>\$0.00</b>	<b>\$113,296.00</b>	<b>\$57,051.00</b>	<b>\$0.00</b>	<b>\$57,051.00</b>	<b>\$34,669.00</b>	<b>\$21,576.00</b>	<b>50%</b>	<b>27%</b>
2.5.1.1.1 Basic A/E Design	127,055											-	0%
2.5.1.1.1 Electrical Cost Estimate (AE0)	5,476	12	Infrastructure Design & Construction (IDC)	\$5,476.00	\$0.00	\$5,476.00	\$5,476.00	\$0.00	\$5,476.00	\$0.00	\$0.00	100%	100%
2.5.1.1.1 Electrical Engineering Design Services FS#6 (AE2)	25,400	12	Infrastructure Design & Construction (IDC)	\$25,400.00	\$0.00	\$25,400.00	\$22,757.00	\$0.00	\$22,757.00	\$0.00	\$2,643.00	90%	90%
2.5.1.1.1 Engineering Services FS#6	14,129	50	GHD Inc.	\$28,500.00	\$0.00	\$28,500.00	\$0.00	\$0.00	\$0.00	\$28,500.00	\$0.00	0%	0%
2.5.1.1.1 Engineering Services FS#15 (DPEN13000050)	21,000	50	GHD Inc.	\$31,970.00	\$0.00	\$31,970.00	\$25,801.00	\$0.00	\$25,801.00	\$6,169.00	\$0.00	81%	123%
2.5.1.1.1 CSO Admin Services (GHD FS#6, 15)	21,950	13	Project Controls & Systems (PCS)	\$21,950.00	\$0.00	\$21,950.00	\$3,017.00	\$0.00	\$3,017.00	\$0.00	\$18,933.00	14%	14%
<b>2.5.1.2 Construction Administration</b>	<b>33,078</b>			<b>\$6,300.00</b>	<b>\$0.00</b>	<b>\$6,300.00</b>	<b>\$106.00</b>	<b>\$0.00</b>	<b>\$106.00</b>	<b>\$0.00</b>	<b>\$6,194.00</b>	<b>2%</b>	<b>0%</b>
2.5.1.1.2 Basic A/E Construction Administration	26,778											-	0%
2.5.1.1.1 Electrical Engineering Design Services FS#6 (AE3)	6,300	12	Infrastructure Design & Construction (IDC)	\$6,300.00	\$0.00	\$6,300.00	\$106.00	\$0.00	\$106.00	\$0.00	\$6,194.00	2%	2%
<b>2.5.1.2 Additional A/E Services</b>	<b>4,513</b>			<b>\$0.00</b>	<b>\$0.00</b>	<b>\$0.00</b>	<b>\$0.00</b>	<b>\$0.00</b>	<b>\$0.00</b>	<b>\$0.00</b>	<b>\$0.00</b>	<b>-</b>	<b>0%</b>
2.5.1.2.0 Misc./Other Additional A/E Services	1,375											-	0%
2.5.1.2.1 QA/QC												-	-
2.5.1.2.2 Project Development												-	-
2.5.1.2.3 Programming & Planning												-	-
2.5.1.2.4 Environmental Review	0											-	-
2.5.1.2.5 Facility Assessments / Site and Utility Studies												-	-
2.5.1.2.6 Investigate Exist. Cond./ Measured Drawings												-	-
2.5.1.2.7 Structural Peer Review	1,488											-	0%
2.5.1.2.8 Civil Engineering												-	-
2.5.1.2.9 Landscape Architecture	0											-	-
2.5.1.2.10 Preservation Consultant												-	-
2.5.1.2.11 Special Design/Documentation of Alternates												-	-
2.5.1.2.12 Furniture and Equipment Installation Admin.												-	-
2.5.1.2.13 Detailed Cost Estimates												-	-
2.5.1.2.14 Extended Services; 60 Days After Subst. Compl.												-	-
2.5.1.2.15 Post-Construction Services / Warranty Work	1,650											-	0%
<b>2.5.2 Construction Management Services</b>	<b>167,527</b>			<b>\$0.00</b>	<b>\$0.00</b>	<b>\$0.00</b>	<b>\$0.00</b>	<b>\$0.00</b>	<b>\$0.00</b>	<b>\$0.00</b>	<b>\$0.00</b>	<b>-</b>	<b>0%</b>
<b>2.5.2.1 Basic CM Services</b>	<b>159,835</b>			<b>\$0.00</b>	<b>\$0.00</b>	<b>\$0.00</b>	<b>\$0.00</b>	<b>\$0.00</b>	<b>\$0.00</b>	<b>\$0.00</b>	<b>\$0.00</b>	<b>-</b>	<b>0%</b>
2.5.2.1.1 Construction Management	159,835											-	0%
2.5.2.1.2 Code Required Special Inspection	0											-	-
2.5.2.1.3 Certified Inspector												-	-
2.5.2.1.4 BCM/SAR Overhead for Certified Inspector												-	-
2.5.2.1.5 MTL Overhead for Certified Inspector												-	-
<b>2.5.2.2 Additional CM Services</b>	<b>7,692</b>			<b>\$0.00</b>	<b>\$0.00</b>	<b>\$0.00</b>	<b>\$0.00</b>	<b>\$0.00</b>	<b>\$0.00</b>	<b>\$0.00</b>	<b>\$0.00</b>	<b>-</b>	<b>0%</b>
2.5.2.2.0 Misc./Other Additional CM Services	143,200											-	0%
2.5.2.2.0 Misc./Other Additional CM Services (moved to 7430A)	-143,200											-	0%
2.5.2.2.1 Constructibility Review												-	-
2.5.2.2.2 Building Commissioning	6,204											-	0%
2.5.2.2.3 Materials Testing and Inspection (Consultant)	1,488											-	0%
2.5.2.2.3 Materials Testing and Inspection (DPW/MTL)												-	-
2.5.2.2.3 CSO Admin												-	-
2.5.2.2.4 Haz. Mat. Spec's & Abatement Monitoring												-	-
2.5.2.2.4 CSO ADMIN												-	-
2.5.2.2.5 JOC Administration (9.55%)												-	-
2.5.2.2.6 JOC Prevailing Wage (1%)												-	-
2.5.2.2.7 JOC Program Service Consultant (1.99%)												-	-
2.5.2.2.8 Extended Services; 60 Days After Subst. Compl.												-	-
<b>2.5.3 Geotech., Surveys, and Data Collection</b>	<b>0</b>			<b>\$0.00</b>	<b>\$0.00</b>	<b>\$0.00</b>	<b>\$0.00</b>	<b>\$0.00</b>	<b>\$0.00</b>	<b>\$0.00</b>	<b>\$0.00</b>	<b>-</b>	<b>-</b>
<b>3. SITE CONTROL</b>	<b>0</b>			<b>\$0.00</b>	<b>\$0.00</b>	<b>\$0.00</b>	<b>\$0.00</b>	<b>\$0.00</b>	<b>\$0.00</b>	<b>\$0.00</b>	<b>\$0.00</b>	<b>-</b>	<b>-</b>
<b>4. OTHER PROGRAM COSTS</b>	<b>0</b>			<b>\$0.00</b>	<b>\$0.00</b>	<b>\$0.00</b>	<b>\$0.00</b>	<b>\$0.00</b>	<b>\$0.00</b>	<b>\$0.00</b>	<b>\$0.00</b>	<b>-</b>	<b>-</b>
<b>5. FINANCE COSTS</b>	<b>0</b>			<b>\$0.00</b>	<b>\$0.00</b>	<b>\$0.00</b>	<b>\$0.00</b>	<b>\$0.00</b>	<b>\$0.00</b>	<b>\$0.00</b>	<b>\$0.00</b>	<b>-</b>	<b>-</b>

**Job Order 7438A NFS Focused Scope FS#44 (CESERFS38)**

**Budget:** the approved budget is **\$1,567,265**. The budget is comprised of two categories:  
**1. CONSTRUCTION, PURCHASE & INSTALLATION** for **\$1,304,010** and **2. PROJECT CONTROLS** for **\$263,255**.

**Appropriation:** the allocation remained at \$100,000 and the job order reserve remained at \$47,161. No transactions posted this month.

**Expenditures:** The expenditures increased by \$15,413 from \$39,673 to \$55,086 as follows:

**2. PROJECT CONTROLS** increased by \$15,413 from \$39,673 to \$55,086 for the following task:

- Task 11 DPW/BDC expenditures increased by \$15,413 from \$15,613 to \$31,026 which represents 191% of the budget of \$16,215. The services provided are related to DD Phase contract development. The budget will be increased to reflect the level of services.

**Earthquake Safety and  
Emergency Response Bond Program**

**Monthly Status Report  
March 2013**

Job No: Neighborhood Fire Stations Portfolio  
Project: 7438A FS#44

Service/Task Description	APPROVED 3/29/2013	Task	Scope	Appropriation			Expenditures			Encumbrance	Balance	% Expenditures/ Appropriation	% Expenditures/ Budget
				Previous	Change +/-	Current	Previous	Current	Total				
								03/01-03/31/13					
<b>TOTAL PROGRAM BUDGET</b>	<b>\$1,567,265</b>			<b>\$100,000.00</b>	<b>\$0.00</b>	<b>\$100,000.00</b>	<b>\$39,673.00</b>	<b>\$15,413.00</b>	<b>\$55,086.00</b>	<b>\$0.00</b>	<b>\$44,914.00</b>	<b>55%</b>	<b>4%</b>
<b>1. CONSTRUCTION, PURCHASE, &amp; INSTALLATION</b>	<b>\$1,304,010</b>			<b>\$47,961.00</b>	<b>\$0.00</b>	<b>\$47,961.00</b>	<b>\$0.00</b>	<b>\$0.00</b>	<b>\$0.00</b>	<b>\$0.00</b>	<b>\$47,961.00</b>	<b>0%</b>	<b>0%</b>
<b>1.0 Misc./Other Construction</b>	<b>\$0</b>			<b>\$47,161.00</b>	<b>\$0.00</b>	<b>\$47,161.00</b>	<b>\$0.00</b>	<b>\$0.00</b>	<b>\$0.00</b>	<b>\$0.00</b>	<b>\$47,161.00</b>	<b>0%</b>	<b>-</b>
1.0.1 Misc./Other Construction Contract Award Amount		99	Reserve	\$47,161.00	\$0.00	\$47,161.00	\$0.00	\$0.00	\$0.00	\$0.00	\$47,161.00	0%	-
1.0.2 Misc./Other Construction Contingency												-	-
<b>1.1 Principal Construction Contract</b>	<b>\$1,290,600</b>			<b>\$800.00</b>	<b>\$0.00</b>	<b>\$800.00</b>	<b>\$0.00</b>	<b>\$0.00</b>	<b>\$0.00</b>	<b>\$0.00</b>	<b>\$800.00</b>	<b>0%</b>	<b>0%</b>
<b>1.1.1 Contract Award Amount</b>	<b>\$1,174,182</b>			<b>\$800.00</b>	<b>\$0.00</b>	<b>\$800.00</b>	<b>\$0.00</b>	<b>\$0.00</b>	<b>\$0.00</b>	<b>\$0.00</b>	<b>\$800.00</b>	<b>0%</b>	<b>0%</b>
1.1.1.1 Contract Award Amount	\$1,164,182											-	0%
SO 416576-18	\$10,000	75	DPW/Bureau of Building Repair (BBR)	\$800.00	\$0.00	\$800.00	\$0.00	\$0.00	\$0.00	\$0.00	\$800.00	0%	0%
<b>1.1.2 Construction Contingency</b>	<b>\$116,418</b>											<b>-</b>	<b>0%</b>
<b>1.2 Art Enrichment</b>												<b>-</b>	<b>-</b>
<b>1.3 Hazardous Materials Construction/Abatement</b>	<b>\$13,410</b>			<b>\$0.00</b>	<b>\$0.00</b>	<b>\$0.00</b>	<b>\$0.00</b>	<b>\$0.00</b>	<b>\$0.00</b>	<b>\$0.00</b>	<b>\$0.00</b>	<b>-</b>	<b>0%</b>
1.3.1 Haz. Mat. Contract Award Amount	\$12,191											-	0%
1.3.1.1 Haz. Mat. SAR	\$1,343											-	0%
1.3.1.2 Haz. Mat. Monitoring (Millennium)	\$3,616											-	0%
1.3.1.3 Haz. Mat. Abatement (Contract)	\$7,232											-	0%
1.3.2 Haz. Mat. Construction Contingency	\$1,219											-	0%
<b>1.4 Temporary Relocation Construction</b>	<b>\$0</b>											<b>-</b>	<b>-</b>
<b>1.5 Furniture/Equipment/Telecommunications/Computers</b>												<b>-</b>	<b>-</b>
<b>2. PROJECT CONTROL</b>	<b>\$263,255</b>			<b>\$52,039.00</b>	<b>\$0.00</b>	<b>\$52,039.00</b>	<b>\$39,673.00</b>	<b>\$15,413.00</b>	<b>\$55,086.00</b>	<b>\$0.00</b>	<b>(\$3,047.00)</b>	<b>106%</b>	<b>21%</b>
<b>2.1 CLIENT DEPARTMENT SERVICES</b>	<b>\$0</b>			<b>\$0.00</b>	<b>\$0.00</b>	<b>\$0.00</b>	<b>\$0.00</b>	<b>\$0.00</b>	<b>\$0.00</b>	<b>\$0.00</b>	<b>\$0.00</b>	<b>-</b>	<b>-</b>
2.1.0 Misc./Other Client Department Services												-	-
2.1.1 Client Project Manager	\$49,967											-	0%
2.1.1 Client Project Manager (moved to 7430A)	-\$49,967											-	0%
<b>2.2 DPW PROJECT MANAGEMENT</b>	<b>\$2,190</b>			<b>\$0.00</b>	<b>\$0.00</b>	<b>\$0.00</b>	<b>\$0.00</b>	<b>\$0.00</b>	<b>\$0.00</b>	<b>\$0.00</b>	<b>\$0.00</b>	<b>-</b>	<b>0%</b>
2.2.0 Misc./Other Project Management	\$1,460											-	0%
2.2.1 Project Management	\$64,182											-	0%
2.2.1 Project Management (moved to 7430A)	-\$64,182											-	0%
2.2.2 Planning and Control (Pre-Bond & Pre-Design)	\$46,385											-	0%
2.2.2 Planning and Control (Pre-Bond & Pre-Design) (moved to 7430A)	-\$46,385											-	0%
2.2.3 Public Information	\$730											-	0%
<b>2.3 CITY ADMINISTRATIVE SERVICES</b>	<b>\$18,885</b>			<b>\$8,000.00</b>	<b>\$0.00</b>	<b>\$8,000.00</b>	<b>\$0.00</b>	<b>\$0.00</b>	<b>\$0.00</b>	<b>\$0.00</b>	<b>\$8,000.00</b>	<b>0%</b>	<b>0%</b>
2.3.0 Misc./Other City Admin Services												-	-
2.3.1 City Attorney	\$1,460											-	0%
2.3.2 Contract Preparation	\$9,125	13	DPW/Project Controls & Systems (PCS)	\$8,000.00	\$0.00	\$8,000.00	\$0.00	\$0.00	\$0.00	\$0.00	\$8,000.00	0%	0%
2.3.3 HRC, OLSE, & Prevailing Wage Monitoring	\$1,460											-	0%
2.3.4 Legal Notices	\$1,000											-	0%
2.3.5 Reproduction Services	\$5,840											-	0%
<b>2.4 REGULATORY AGENCY APPROVALS</b>	<b>\$5,475</b>			<b>\$0.00</b>	<b>\$0.00</b>	<b>\$0.00</b>	<b>\$0.00</b>	<b>\$0.00</b>	<b>\$0.00</b>	<b>\$0.00</b>	<b>\$0.00</b>	<b>-</b>	<b>0%</b>
2.4.0 Misc./Other Reg. Agency Approvals	\$730											-	0%
2.4.1 DBI Plan Check and Permit	\$3,650											-	0%
2.4.2 Planning Department Fees	\$0											-	-
2.4.3 Reg. Agency Materials Testing / Spec. Insp.	\$730											-	0%
2.4.4 Civic Design Review												-	-
2.4.5 Disability Access Coordinator Review	\$365											-	0%

Job No: Neighborhood Fire Stations Portfolio  
 Project: 7438A FS#44

Service/Task Description	APPROVED 3/29/2013	Task	Scope	Appropriation			Expenditures			Encumbrance	Balance	% Expenditures/ Appropriation	% Expenditures/ Budget
				Previous	Change +/-	Current	Previous	Current	Total				
								03/01-03/31/13					
<b>2.5 A/E/C SERVICES</b>	<b>\$236,705</b>			<b>\$44,039.00</b>	<b>\$0.00</b>	<b>\$44,039.00</b>	<b>\$39,673.00</b>	<b>\$15,413.00</b>	<b>\$55,086.00</b>	<b>\$0.00</b>	<b>(\$11,047.00)</b>	<b>125%</b>	<b>23%</b>
<b>2.5.1 A/E Services</b>	<b>\$177,734</b>			<b>\$44,039.00</b>	<b>\$0.00</b>	<b>\$44,039.00</b>	<b>\$39,673.00</b>	<b>\$15,413.00</b>	<b>\$55,086.00</b>	<b>\$0.00</b>	<b>(\$11,047.00)</b>	<b>125%</b>	<b>31%</b>
<b>2.5.1.1 Basic A/E Services</b>	<b>\$176,128</b>			<b>\$44,039.00</b>	<b>\$0.00</b>	<b>\$44,039.00</b>	<b>\$39,673.00</b>	<b>\$15,413.00</b>	<b>\$55,086.00</b>	<b>\$0.00</b>	<b>(\$11,047.00)</b>	<b>125%</b>	<b>31%</b>
<b>2.5.1.1.1 Basic A/E Design</b>	<b>\$152,644</b>			<b>\$44,039.00</b>	<b>\$0.00</b>	<b>\$44,039.00</b>	<b>\$39,673.00</b>	<b>\$15,413.00</b>	<b>\$55,086.00</b>	<b>\$0.00</b>	<b>(\$11,047.00)</b>	<b>125%</b>	<b>36%</b>
2.5.1.1.1 Basic A/E Design (Unassigned)	\$108,605											-	0%
2.5.1.1.1 Pre-design (AE1)	\$16,215	11	DPW/Building Design & Construction (BDC)	\$16,215.00	\$0.00	\$16,215.00	\$15,613.00	\$15,413.00	\$31,026.00	\$0.00	(\$14,811.00)	191%	191%
2.5.1.1.1 Pre-design (AE1)	\$4,500	12	DPW/Infrastructure Design & Construction (IDC)	\$4,500.00	\$0.00	\$4,500.00	\$4,435.00	\$0.00	\$4,435.00	\$0.00	\$65.00	99%	99%
2.5.1.1.1 Localized Destructive Testing (AE1)	\$23,324	15	DPW/Bureau of Building Repair (BBR)	\$23,324.00	\$0.00	\$23,324.00	\$19,625.00	\$0.00	\$19,625.00	\$0.00	\$3,699.00	84%	84%
<b>2.5.1.2 Construction Administration</b>	<b>\$23,484</b>			<b>\$0.00</b>	<b>\$0.00</b>	<b>\$0.00</b>	<b>\$0.00</b>	<b>\$0.00</b>	<b>\$0.00</b>	<b>\$0.00</b>	<b>\$0.00</b>	<b>-</b>	<b>0%</b>
2.5.1.1.2 Basic A/E Construction Administration	\$23,484											-	0%
<b>2.5.1.3 Additional A/E Services</b>	<b>\$1,606</b>			<b>\$0.00</b>	<b>\$0.00</b>	<b>\$0.00</b>	<b>\$0.00</b>	<b>\$0.00</b>	<b>\$0.00</b>	<b>\$0.00</b>	<b>\$0.00</b>	<b>-</b>	<b>0%</b>
2.5.1.2.0 Misc./Other Additional A/E Services	\$730											-	0%
2.5.1.2.1 QA/QC												-	-
2.5.1.2.2 Project Development												-	-
2.5.1.2.3 Programming & Planning												-	-
2.5.1.2.4 Environmental Review												-	-
2.5.1.2.5 Facility Assessments / Site and Utility Studies												-	-
2.5.1.2.6 Investigate Exist. Cond./ Measured Drawings												-	-
2.5.1.2.7 Structural Peer Review												-	-
2.5.1.2.8 Civil Engineering												-	-
2.5.1.2.9 Landscape Architecture												-	-
2.5.1.2.10 Preservation Consultant												-	-
2.5.1.2.11 Special Design/Documentation of Alternates												-	-
2.5.1.2.12 Furniture and Equipment Installation Admin.												-	-
2.5.1.2.13 Detailed Cost Estimates												-	-
2.5.1.2.14 Extended Services; 60 Days After Subst. Compl.												-	-
2.5.1.2.15 Post-Construction Services / Warranty Work	\$876											-	0%
<b>2.5.2 Construction Management Services</b>	<b>\$54,021</b>			<b>\$0.00</b>	<b>\$0.00</b>	<b>\$0.00</b>	<b>\$0.00</b>	<b>\$0.00</b>	<b>\$0.00</b>	<b>\$0.00</b>	<b>\$0.00</b>	<b>-</b>	<b>0%</b>
<b>2.5.2.1 Basic CM Services</b>	<b>\$54,021</b>			<b>\$0.00</b>	<b>\$0.00</b>	<b>\$0.00</b>	<b>\$0.00</b>	<b>\$0.00</b>	<b>\$0.00</b>	<b>\$0.00</b>	<b>\$0.00</b>	<b>-</b>	<b>0%</b>
2.5.2.1.1 Construction Management	\$54,021											-	0%
2.5.2.1.2 Code Required Special Inspection	\$0											-	-
2.5.2.1.3 Certified Inspector												-	-
2.5.2.1.4 BCM/SAR Overhead for Certified Inspector												-	-
2.5.2.1.5 MTL Overhead for Certified Inspector												-	-
<b>2.5.2.2 Additional CM Services</b>	<b>\$0</b>			<b>\$0.00</b>	<b>\$0.00</b>	<b>\$0.00</b>	<b>\$0.00</b>	<b>\$0.00</b>	<b>\$0.00</b>	<b>\$0.00</b>	<b>\$0.00</b>	<b>-</b>	<b>-</b>
2.5.2.2.0 Misc./Other Additional CM Services	\$48,399											-	0%
2.5.2.2.0 Misc./Other Additional CM Services (moved to 7430A)	-\$48,399											-	0%
2.5.2.2.1 Constructibility Review	\$0											-	-
2.5.2.2.2 Building Commissioning												-	-
2.5.2.2.3 Materials Testing and Inspection (Consultant)												-	-
2.5.2.2.3 Materials Testing and Inspection (DPW/MTL)												-	-
2.5.2.2.3 CSO Admin												-	-
2.5.2.2.4 Haz. Mat. Spec's & Abatement Monitoring												-	-
2.5.2.2.4 CSO ADMIN												-	-
2.5.2.2.5 JOC Administration (9.55%)												-	-
2.5.2.2.6 JOC Prevailing Wage (1%)												-	-
2.5.2.2.7 JOC Program Service Consultant (1.99%)												-	-
2.5.2.2.8 Extended Services; 60 Days After Subst. Compl.												-	-

**Earthquake Safety and  
Emergency Response Bond Program**

**Monthly Status Report  
March 2013**

Job No: Neighborhood Fire Stations Portfolio  
Project: 7438A FS#44

Service/Task Description	APPROVED 3/29/2013	Task	Scope	Appropriation			Expenditures			Encumbrance	Balance	% Expenditures/ Appropriation	% Expenditures/ Budget
				Previous	Change +/-	Current	Previous	Current	Total				
								03/01-03/31/13					
<b>2.5.3 Geotech., Surveys, and Data Collection</b>	\$4,950			\$0.00	\$0.00	\$0.00	\$0.00	\$0.00	\$0.00	\$0.00	\$0.00	-	0%
2.5.3.0 Misc./Other Data Collection												-	-
2.5.3.1.1 Geotechnical - Consultant												-	-
2.5.3.1.2 Geotechnical - DPW IDC												-	-
2.5.3.1.3 Geotechnical - DPW PCS												-	-
2.5.3.2 Surveys												-	-
2.5.3.3 Hazardous Materials Assessments (Consultant)	\$4,500											-	0%
2.5.3.3. Hazardous Material Assessment (CSO Admin)												-	-
2.5.3.3 Hazardous Materials Contingency	\$450											-	0%
2.5.3.4. BBR On Call Services												-	-
<b>3. SITE CONTROL</b>	\$0			\$0.00	\$0.00	\$0.00	\$0.00	\$0.00	\$0.00	\$0.00	\$0.00	-	-
<b>4. OTHER PROGRAM COSTS</b>	\$0			\$0.00	\$0.00	\$0.00	\$0.00	\$0.00	\$0.00	\$0.00	\$0.00	-	-
<b>5. FINANCE COSTS</b>	\$0			\$0.00	\$0.00	\$0.00	\$0.00	\$0.00	\$0.00	\$0.00	\$0.00	-	-

**Job Order 7439A NFS Focused Scope Miscellaneous Services (CESERFS39)**

**Budget:** the approved budget is **\$124,424**. The budget is comprised of two categories:

**1. CONSTRUCTION, PURCHASE & INSTALLATION** for **\$57,978** and **2. PROJECT CONTROLS** for **\$66,446**.

**Appropriation:** The allocation decreased by \$16,000 from \$466,395 to \$450,395 and job order decreased by \$16,000 from \$341,971 to \$325,971 for the following transaction:

- New job order 7429A was created for NFS Team Building in the amount of \$16,000.

**Expenditures:** The expenditures increased by \$9,061 from \$115,125 to \$124,186 for the following tasks:

**2. Project Controls** increased by \$9,061 from \$57,147 to \$66,208 for the following transaction:

- Task 50 Millennium final invoice was submitted and it increased by \$9,061 from \$51,344 to \$60,405 for survey of hazardous materials.



**Earthquake Safety and  
Emergency Response Bond Program**

**Monthly Status Report  
March 2013**

Job No: Neighborhood Fire Stations Portfolio  
Project: 7439A Misc. Scope

Service/Task Description	APPROVED 3/29/2013	Task	Scope	Appropriation			Expenditures			Encumbrance	Balance	% Expenditures/ Appropriation	% Expenditures/ Budget
				Previous	Change +/-	Current	Previous	Current	Total				
<b>TOTAL PROGRAM BUDGET</b>	<b>\$124,424.00</b>			<b>\$466,395.00</b>	<b>(\$16,000.00)</b>	<b>\$450,395.00</b>	<b>\$115,125.00</b>	<b>\$9,061.00</b>	<b>\$124,186.00</b>	<b>\$0.00</b>	<b>\$326,209.00</b>	<b>28%</b>	<b>100%</b>
<b>1. CONSTRUCTION, PURCHASE, &amp; INSTALLATION</b>	<b>\$57,978.00</b>			<b>\$399,949.00</b>	<b>(\$16,000.00)</b>	<b>\$383,949.00</b>	<b>\$57,978.00</b>	<b>\$0.00</b>	<b>\$57,978.00</b>	<b>\$0.00</b>	<b>\$325,971.00</b>	<b>15%</b>	<b>100%</b>
<b>1.0 Misc./Other Construction</b>	<b>\$0.00</b>			<b>\$341,971.00</b>	<b>(\$16,000.00)</b>	<b>\$325,971.00</b>	<b>\$0.00</b>	<b>\$0.00</b>	<b>\$0.00</b>	<b>\$0.00</b>	<b>\$325,971.00</b>	<b>0%</b>	<b>-</b>
1.0.1 Misc./Other Construction Contract Award Amount		99	Reserve	\$341,971.00	(\$16,000.00)	\$325,971.00	\$0.00	\$0.00	\$0.00	\$0.00	\$325,971.00	0%	-
1.0.2 Misc./Other Construction Contingency												-	-
<b>1.1 Principal Construction Contract</b>	<b>\$57,978.00</b>			<b>\$57,978.00</b>	<b>\$0.00</b>	<b>\$57,978.00</b>	<b>\$57,978.00</b>	<b>\$0.00</b>	<b>\$57,978.00</b>	<b>\$0.00</b>	<b>\$0.00</b>	<b>100%</b>	<b>100%</b>
1.1.1 Contract Award Amount	\$57,978.00	74	BSM (Sidewalk Repair FS#10)	\$57,978.00	\$0.00	\$57,978.00	\$57,978.00	\$0.00	\$57,978.00	\$0.00	\$0.00	100%	100%
1.1.2 Construction Contingency	\$0.00											-	-
<b>1.2 Art Enrichment</b>												-	-
<b>1.3 Hazardous Materials Construction/Abatement</b>	<b>\$0.00</b>			<b>\$0.00</b>	<b>\$0.00</b>	<b>\$0.00</b>	<b>\$0.00</b>	<b>\$0.00</b>	<b>\$0.00</b>	<b>\$0.00</b>	<b>\$0.00</b>	<b>-</b>	<b>-</b>
<b>1.4 Temporary Relocation Construction</b>	<b>\$0.00</b>			<b>\$0.00</b>	<b>\$0.00</b>	<b>\$0.00</b>	<b>\$0.00</b>	<b>\$0.00</b>	<b>\$0.00</b>	<b>\$0.00</b>	<b>\$0.00</b>	<b>-</b>	<b>-</b>
<b>1.5 Furniture/Equipment/Telecommunications/Computers</b>												-	-
<b>2. PROJECT CONTROL</b>	<b>\$66,446.00</b>			<b>\$66,446.00</b>	<b>\$0.00</b>	<b>\$66,446.00</b>	<b>\$57,147.00</b>	<b>\$9,061.00</b>	<b>\$66,208.00</b>	<b>\$0.00</b>	<b>\$238.00</b>	<b>100%</b>	<b>100%</b>
<b>2.1 CLIENT DEPARTMENT SERVICES</b>	<b>\$0.00</b>			<b>\$0.00</b>	<b>\$0.00</b>	<b>\$0.00</b>	<b>\$0.00</b>	<b>\$0.00</b>	<b>\$0.00</b>	<b>\$0.00</b>	<b>\$0.00</b>	<b>-</b>	<b>-</b>
<b>2.2 DPW PROJECT MANAGEMENT</b>	<b>\$0.00</b>			<b>\$0.00</b>	<b>\$0.00</b>	<b>\$0.00</b>	<b>\$0.00</b>	<b>\$0.00</b>	<b>\$0.00</b>	<b>\$0.00</b>	<b>\$0.00</b>	<b>-</b>	<b>-</b>
2.2.0 Misc./Other Project Management	\$0.00											-	-
2.2.1 Project Management	\$0.00											-	-
2.2.2 Planning and Control (Pre-Bond & Pre-Design)	\$3,336.00											-	0%
2.2.2 Planning and Control (Pre-Bond & Pre-Design) (moved to )	(\$3,336.00)											-	0%
2.2.3 Public Information	\$0.00											-	-
<b>2.3 CITY ADMINISTRATIVE SERVICES</b>	<b>\$0.00</b>			<b>\$0.00</b>	<b>\$0.00</b>	<b>\$0.00</b>	<b>\$0.00</b>	<b>\$0.00</b>	<b>\$0.00</b>	<b>\$0.00</b>	<b>\$0.00</b>	<b>-</b>	<b>-</b>
<b>2.4 REGULATORY AGENCY APPROVALS</b>	<b>\$0.00</b>			<b>\$0.00</b>	<b>\$0.00</b>	<b>\$0.00</b>	<b>\$0.00</b>	<b>\$0.00</b>	<b>\$0.00</b>	<b>\$0.00</b>	<b>\$0.00</b>	<b>-</b>	<b>-</b>
<b>2.5 A/E/C SERVICES</b>	<b>\$66,446.00</b>			<b>\$66,446.00</b>	<b>\$0.00</b>	<b>\$66,446.00</b>	<b>\$57,147.00</b>	<b>\$9,061.00</b>	<b>\$66,208.00</b>	<b>\$0.00</b>	<b>\$238.00</b>	<b>100%</b>	<b>100%</b>
<b>2.5.1 A/E Services</b>	<b>\$0.00</b>			<b>\$0.00</b>	<b>\$0.00</b>	<b>\$0.00</b>	<b>\$0.00</b>	<b>\$0.00</b>	<b>\$0.00</b>	<b>\$0.00</b>	<b>\$0.00</b>	<b>-</b>	<b>-</b>
2.5.1.1 Basic A/E Services	\$0.00			\$0.00	\$0.00	\$0.00	\$0.00	\$0.00	\$0.00	\$0.00	\$0.00	-	-
2.5.1.2 Additional A/E Services	\$0.00			\$0.00	\$0.00	\$0.00	\$0.00	\$0.00	\$0.00	\$0.00	\$0.00	-	-
<b>2.5.2 Construction Management Services</b>	<b>\$0.00</b>			<b>\$0.00</b>	<b>\$0.00</b>	<b>\$0.00</b>	<b>\$0.00</b>	<b>\$0.00</b>	<b>\$0.00</b>	<b>\$0.00</b>	<b>\$0.00</b>	<b>-</b>	<b>-</b>
2.5.2.1 Basic CM Services	\$0.00			\$0.00	\$0.00	\$0.00	\$0.00	\$0.00	\$0.00	\$0.00	\$0.00	-	-
2.5.2.2 Additional CM Services	\$0.00			\$0.00	\$0.00	\$0.00	\$0.00	\$0.00	\$0.00	\$0.00	\$0.00	-	-
<b>2.5.3 Geotech., Surveys, and Data Collection</b>	<b>\$66,446.00</b>			<b>\$66,446.00</b>	<b>\$0.00</b>	<b>\$66,446.00</b>	<b>\$57,147.00</b>	<b>\$9,061.00</b>	<b>\$66,208.00</b>	<b>\$0.00</b>	<b>\$238.00</b>	<b>100%</b>	<b>100%</b>
2.5.3.0 Misc./Other Data Collection	\$0.00											-	-
2.5.3.1.1 Geotechnical - Consultant												-	-
2.5.3.1.2 Geotechnical - DPW IDC												-	-
2.5.3.1.3 Geotechnical - DPW PCS												-	-
2.5.3.2 Surveys												-	-
2.5.3.3 Hazardous Materials Assessments (Consultant)	\$60,405.00	50	Millenium, Haz Mat Surveys	\$60,405.00	\$0.00	\$60,405.00	\$51,344.00	\$9,061.00	\$60,405.00	\$0.00	\$0.00	100%	100%
2.5.3.3 Hazardous Material Assessment (CSO Admin)												-	-
2.5.3.3 Hazardous Materials Contingency	\$6,041.00	13	Project Controls & Systems (PCS)	\$6,041.00	\$0.00	\$6,041.00	\$5,803.00	\$0.00	\$5,803.00	\$0.00	\$238.00	96%	96%
2.5.3.4 BBR On Call Services												-	-
<b>3. SITE CONTROL</b>	<b>\$0.00</b>			<b>\$0.00</b>	<b>\$0.00</b>	<b>\$0.00</b>	<b>\$0.00</b>	<b>\$0.00</b>	<b>\$0.00</b>	<b>\$0.00</b>	<b>\$0.00</b>	<b>-</b>	<b>-</b>
<b>4. OTHER PROGRAM COSTS</b>	<b>\$0.00</b>			<b>\$0.00</b>	<b>\$0.00</b>	<b>\$0.00</b>	<b>\$0.00</b>	<b>\$0.00</b>	<b>\$0.00</b>	<b>\$0.00</b>	<b>\$0.00</b>	<b>-</b>	<b>-</b>
<b>5. FINANCE COSTS</b>	<b>\$0.00</b>			<b>\$0.00</b>	<b>\$0.00</b>	<b>\$0.00</b>	<b>\$0.00</b>	<b>\$0.00</b>	<b>\$0.00</b>	<b>\$0.00</b>	<b>\$0.00</b>	<b>-</b>	<b>-</b>

**Job Order 7427A Fire Station 36 (CESER1FS27)**

**Budget:** the approved budget is **\$4,798,217.84**. The budget is comprised of two categories: **1. CONSTRUCTION, PURCHASE & INSTALLATION** for **\$3,462,077.44** and **2. PROJECT CONTROLS** for **\$1,336,140**.

**Appropriation:** The allocation remained at \$1,000,000. The project reserve decreased by \$5,770 from \$259,381 to \$253,611 to fund the following services:

- Task 29 City Planning – a budget was established for \$3,454 for General Plan referral application fees.
- Task 28 Art Commission – the budget increased by \$2,316 from \$2,316 to \$4,632 for Civic Design Review fees Phase III.

**Current Expenditures:** The expenditures increased by \$57,549.43 from \$350,132 to \$407,681.43 as detailed below. The labor costs are through 03/15/13.

**2. Project Controls** increased by \$57,549.43 from \$350,132 to \$407,681.43 for the followings tasks:

- Task 13b – DPW/PCS initial charge of \$5,451.71 for contract preparation services.
- Task 29 City Planning an initial fee of \$3,454 posted for General Plan referral application fees.
- Task 28 Art Commission initial fees of \$4,632 posted for Civic design fees Phase II and III.
- Task 50 Paulett Taggart Architects expenditures increased by \$40,249 from \$251,436 to \$291,685 for architectural design services.
- Task 13a DPW/IDC PCS a credit of \$1,607.39 posted to correct actual expenditures.
- Task 12C DPW/IDC Structural expenditures increased by \$716 from \$22,005 to \$22,721 for design services.
- Task 12a DPW/IDC expenditures increased by \$1,284.11 from \$3,568 to \$4,852.11 for environmental review services..

**Earthquake Safety and  
Emergency Response Bond Program**

**Monthly Status Report  
March 2013**

Job No: Neighborhood Fire Stations Portfolio  
Project: Renovation Station 36

Service/Task Description	APPROVED 3/29/2013	Task	Scope	Appropriation			Expenditures			Encumbrance	Balance	% Expenditures/ Appropriation	% Expenditures/ Budget
				Previous	Change +/-	Current	Previous	Current	Total				
								03/01-03/31/13					
<b>TOTAL PROGRAM BUDGET</b>	<b>\$4,798,217.84</b>			<b>\$1,000,000.00</b>	<b>\$0.00</b>	<b>\$1,000,000.00</b>	<b>\$350,132.00</b>	<b>\$57,549.43</b>	<b>\$407,681.43</b>	<b>\$294,359.00</b>	<b>\$297,959.57</b>	<b>41%</b>	<b>6%</b>
<b>1. CONSTRUCTION, PURCHASE, &amp; INSTALLATION</b>	<b>\$3,462,077.44</b>			<b>\$259,381.00</b>	<b>(\$5,770.00)</b>	<b>\$253,611.00</b>	<b>\$0.00</b>	<b>\$0.00</b>	<b>\$0.00</b>	<b>\$0.00</b>	<b>\$253,611.00</b>	<b>0%</b>	<b>0%</b>
<b>1.0 Misc./Other Construction</b>	<b>\$0.00</b>			<b>\$259,381.00</b>	<b>(\$5,770.00)</b>	<b>\$253,611.00</b>	<b>\$0.00</b>	<b>\$0.00</b>	<b>\$0.00</b>	<b>\$0.00</b>	<b>\$253,611.00</b>	<b>0%</b>	<b>-</b>
1.0.1 Misc./Other Construction Contract Award Amount	\$0.00	99	Reserve	\$259,381.00	(\$5,770.00)	\$253,611.00	\$0.00	\$0.00	\$0.00	\$0.00	\$253,611.00	0%	-
1.0.2 Misc./Other Construction Contingency	\$0.00												
<b>1.1 Principal Construction Contract</b>	<b>\$3,308,424.27</b>			<b>\$0.00</b>	<b>\$0.00</b>	<b>\$0.00</b>	<b>\$0.00</b>	<b>\$0.00</b>	<b>\$0.00</b>	<b>\$0.00</b>	<b>\$0.00</b>	<b>-</b>	<b>0%</b>
1.1.1 Contract Award Amount	\$3,007,658.43												0%
1.1.2 Construction Contingency	\$300,765.84												0%
<b>1.2 Art Enrichment</b>	<b>\$60,153.17</b>												0%
<b>1.3 Hazardous Materials Construction/Abatement</b>	<b>\$93,500.00</b>			<b>\$0.00</b>	<b>\$0.00</b>	<b>\$0.00</b>	<b>\$0.00</b>	<b>\$0.00</b>	<b>\$0.00</b>	<b>\$0.00</b>	<b>\$0.00</b>	<b>-</b>	<b>0%</b>
<b>1.3.1 Haz. Mat. Contract Award Amount</b>	<b>\$85,000.00</b>			<b>\$0.00</b>	<b>\$0.00</b>	<b>\$0.00</b>	<b>\$0.00</b>	<b>\$0.00</b>	<b>\$0.00</b>	<b>\$0.00</b>	<b>\$0.00</b>	<b>-</b>	<b>0%</b>
1.3.1 Haz. Mat. SAR	\$10,000.00												0%
1.3.1 Haz. Mat. Monitoring	\$25,000.00												0%
1.3.1 Haz. Mat. Abatement Contract	\$50,000.00												0%
<b>1.3.2 Haz. Mat. Construction Contingency</b>	<b>\$8,500.00</b>												0%
<b>1.4 Temporary Relocation Construction</b>	<b>\$0.00</b>												-
1.4.1 Relocation Contract Award Amount	\$0.00												-
1.4.2 Relocation Construction Contingency	\$0.00												-
<b>1.5 Furniture/Equipment/Telecommunications/Computers</b>	<b>\$0.00</b>												-
<b>2. PROJECT CONTROL</b>	<b>\$1,336,140.40</b>			<b>\$740,619.00</b>	<b>\$5,770.00</b>	<b>\$746,389.00</b>	<b>\$350,132.00</b>	<b>\$57,549.43</b>	<b>\$407,681.43</b>	<b>\$294,359.00</b>	<b>\$44,348.57</b>	<b>55%</b>	<b>22%</b>
<b>2.1 CLIENT DEPARTMENT SERVICES</b>	<b>\$0.00</b>			<b>\$0.00</b>	<b>\$0.00</b>	<b>\$0.00</b>	<b>\$0.00</b>	<b>\$0.00</b>	<b>\$0.00</b>	<b>\$0.00</b>	<b>\$0.00</b>	<b>-</b>	<b>-</b>
2.1.0 Misc./Other Client Department Services	\$0.00												-
2.1.1 Client Project Manager	\$175,720.43												0%
2.1.1 Client Project Manager (moved 7430A)	(\$175,720.43)												0%
<b>2.2 DPW PROJECT MANAGEMENT</b>	<b>\$10,000.00</b>			<b>\$0.00</b>	<b>\$0.00</b>	<b>\$0.00</b>	<b>\$0.00</b>	<b>\$0.00</b>	<b>\$0.00</b>	<b>\$0.00</b>	<b>\$0.00</b>	<b>-</b>	<b>0%</b>
2.2.0 Misc./Other Project Management	\$10,000.00												0%
2.2.1 Project Management	\$234,675.81												0%
2.2.1 Project Management (moved 7430A)	(\$234,675.81)												0%
2.2.2 Planning and Control (Pre-Bond & Pre-design)	\$145,521.00												0%
2.2.2 Planning and Control (Pre-Bond & Pre-design) (moved to 7430A)	(\$145,521.00)												0%
2.2.3 Public Information													-
<b>2.3 CITY ADMINISTRATIVE SERVICES</b>	<b>\$31,000.00</b>			<b>\$8,000.00</b>	<b>\$0.00</b>	<b>\$8,000.00</b>	<b>\$0.00</b>	<b>\$5,451.71</b>	<b>\$5,451.71</b>	<b>\$0.00</b>	<b>\$2,548.29</b>	<b>68%</b>	<b>0%</b>
2.3.0 Misc./Other City Admin Services	\$0.00												-
2.3.1 City Attorney	\$0.00												-
2.3.2 Contract Preparation	\$10,000.00	13b	DPW/Project Controls & Systems (PCS)	\$8,000.00	\$0.00	\$8,000.00	\$0.00	\$5,451.71	\$5,451.71	\$0.00	\$2,548.29	68%	0%
2.3.3 HRC, OLSE & Prevailing Wage Monitoring	\$10,000.00												0%
2.3.4 Legal Notices	\$1,000.00												0%
2.3.5 Reproduction Services	\$10,000.00												0%
<b>2.4 REGULATORY AGENCY APPROVALS</b>	<b>\$69,264.00</b>			<b>\$2,316.00</b>	<b>\$5,770.00</b>	<b>\$8,086.00</b>	<b>\$0.00</b>	<b>\$8,086.00</b>	<b>\$8,086.00</b>	<b>\$0.00</b>	<b>\$0.00</b>	<b>100%</b>	<b>0%</b>
2.4.0 Misc./Other Reg. Agency Approvals	\$10,000.00												0%
2.4.1 DBI Plan Check and Permit	\$30,000.00												0%
2.4.2 Planning Department Fees	\$10,000.00	29	City Planning	\$0.00	\$3,454.00	\$3,454.00	\$0.00	\$3,454.00	\$3,454.00	\$0.00	\$0.00	100%	0%
2.4.3 Reg. Agency Materials Testing / Spec. Insp.	\$0.00												-
2.4.4 Civic Design Review	\$9,264.00	28	Art Commission, Civic Design Review	\$2,316.00	\$2,316.00	\$4,632.00	\$0.00	\$4,632.00	\$4,632.00	\$0.00	\$0.00	100%	0%
2.4.5 Disability Access Coordinator Review	\$10,000.00												0%

Job No: Neighborhood Fire Stations Portfolio  
 Project: Renovation Station 36

Service/Task Description	APPROVED 3/29/2013	Task	Scope	Appropriation			Expenditures			Encumbrance	Balance	% Expenditures/ Appropriation	% Expenditures/ Budget
				Previous	Change +/-	Current	Previous	Current	Total				
								03/01-03/31/13					
<b>2.5 A/E/C SERVICES</b>	<b>\$1,225,876.40</b>			<b>\$730,303.00</b>	<b>\$0.00</b>	<b>\$730,303.00</b>	<b>\$350,132.00</b>	<b>\$44,011.72</b>	<b>\$394,143.72</b>	<b>\$294,359.00</b>	<b>\$41,800.28</b>	54%	24%
<b>2.5.1 A/E Services</b>	<b>\$808,018.00</b>			<b>\$682,538.00</b>	<b>\$0.00</b>	<b>\$682,538.00</b>	<b>\$348,550.00</b>	<b>\$40,641.72</b>	<b>\$389,191.72</b>	<b>\$258,209.00</b>	<b>\$35,137.28</b>	57%	32%
<b>2.5.1.1 Basic A/E Services</b>	<b>\$703,018.00</b>			<b>\$668,624.00</b>	<b>\$0.00</b>	<b>\$668,624.00</b>	<b>\$335,437.00</b>	<b>\$39,357.61</b>	<b>\$374,794.61</b>	<b>\$258,209.00</b>	<b>\$35,620.39</b>	56%	37%
2.5.1.1.1 Basic A/E Design (Architecture)	\$564,294.00	50	Paulett Taggart Architects	\$564,294.00	\$0.00	\$564,294.00	\$251,436.00	\$40,249.00	\$291,685.00	\$258,209.00	\$14,400.00	52%	46%
2.5.1.1.3 Basic A/E CSO Admin Fees (Task 11 AEX)	\$7,072.00	11	DPW/Building Design and Construction (BDC)	\$7,072.00	\$0.00	\$7,072.00	\$7,072.00	\$0.00	\$7,072.00	\$0.00	\$0.00	100%	0%
2.5.1.1.3 Basic A/E CSO Admin Fees (MAT)	\$49,358.00	13a	DPW/Project Controls & Systems (PCS)	\$49,358.00	\$0.00	\$49,358.00	\$45,588.00	(\$1,607.39)	\$43,980.61	\$0.00	\$5,377.39	89%	0%
2.5.1.1.1 Basic A/E Design (Structural Schematic Design)	\$8,900.00	12b	DPW/IDC Structural (AE1)	\$8,900.00	\$0.00	\$8,900.00	\$9,135.00	\$0.00	\$9,135.00	\$0.00	(\$235.00)	103%	0%
2.5.1.1.1 Basic A/E Design (Structural Design Development)	\$26,900.00	12c	DPW/IDC Structural (AE2)	\$26,900.00	\$0.00	\$26,900.00	\$22,005.00	\$716.00	\$22,721.00	\$0.00	\$4,179.00	84%	0%
2.5.1.1.2 Basic A/E Construction Administration	\$34,394.00											-	0%
2.5.1.1.2 Basic A/E Construction Administration (Structural)	\$12,100.00	12d	DPW/IDC Structural (AE3)	\$12,100.00	\$0.00	\$12,100.00	\$201.00	\$0.00	\$201.00	\$0.00	\$11,899.00	2%	0%
<b>2.5.1.2 Additional A/E Services</b>	<b>\$105,000.00</b>			<b>\$13,914.00</b>	<b>\$0.00</b>	<b>\$13,914.00</b>	<b>\$13,113.00</b>	<b>\$1,284.11</b>	<b>\$14,397.11</b>	<b>\$0.00</b>	<b>(\$483.11)</b>	103%	0%
2.5.1.2.0 Misc./Other Additional A/E Services	\$35,000.00											-	0%
2.5.1.2.1 QA/QC (Task 11 QAS)	\$10,000.00	11	Building Design & Construction (BDC)	\$6,300.00	\$0.00	\$6,300.00	\$9,545.00	\$0.00	\$9,545.00	\$0.00	(\$3,245.00)	152%	0%
2.5.1.2.2 Project Development (Pre Bond)												-	-
2.5.1.2.4 Programming & Planning (Pre Design)												-	-
2.5.1.2.6 Environmental Review (EPM)	\$10,000.00	12a	DPW/IDC (EPM)	\$7,614.00	\$0.00	\$7,614.00	\$3,568.00	\$1,284.11	\$4,852.11	\$0.00	\$2,761.89	64%	0%
2.5.1.2.8 Facility Assessments / Site and Utility Studies	\$20,000.00											-	0%
2.5.1.2.10 Investigate Exist. Cond./ Measured Drawings	\$20,000.00											-	0%
2.5.1.2.12 Structural Peer Review	\$10,000.00											-	0%
2.5.1.2.14 Civil Engineering	\$0.00											-	-
2.5.1.2.16 Landscape Architecture	\$0.00											-	-
2.5.1.2.18 Preservation Consultant	\$0.00											-	-
2.5.1.2.20 Special Design/Documentation of Alternates	\$0.00											-	-
2.5.1.2.22 Furniture and Equipment Installation Admin.	\$0.00											-	-
2.5.1.2.24 Detailed Cost Estimates	\$0.00											-	-
2.5.1.2.26 Extended Services; 60 Days After Subst. Compl.	\$0.00											-	-
2.5.1.2.28 Post-Construction Services / Warranty Work	\$0.00											-	-
<b>2.5.2 Construction Management Services</b>	<b>\$326,858.40</b>			<b>\$39,765.00</b>	<b>\$0.00</b>	<b>\$39,765.00</b>	<b>\$0.00</b>	<b>\$1,606.00</b>	<b>\$1,606.00</b>	<b>\$36,150.00</b>	<b>\$2,009.00</b>	4%	11%
<b>2.5.2.1 Basic CM Services</b>	<b>\$267,093.40</b>			<b>\$0.00</b>	<b>\$0.00</b>	<b>\$0.00</b>	<b>\$0.00</b>	<b>\$0.00</b>	<b>\$0.00</b>	<b>\$0.00</b>	<b>\$0.00</b>	-	0%
2.5.2.1.1 Construction Management	\$209,760.40											-	0%
2.5.2.1.2 Code Required Special Inspection	\$57,333.00											-	0%
<b>2.5.2.2 Additional CM Services</b>	<b>\$59,765.00</b>			<b>\$39,765.00</b>	<b>\$0.00</b>	<b>\$39,765.00</b>	<b>\$0.00</b>	<b>\$1,606.00</b>	<b>\$1,606.00</b>	<b>\$36,150.00</b>	<b>\$2,009.00</b>	4%	60%
2.5.2.2.0 Misc./Other Additional CM Services	\$218,185.00											-	0%
2.5.2.2.0 Misc./Other Additional CM Services (moved to 7430A)	(\$218,185.00)											-	0%
2.5.2.2.1 Constructibility Review	\$0.00											-	-
2.5.2.2.2 Building Commissioning	\$36,150.00	51	URS/SA (Commissioning)	\$36,150.00	\$0.00	\$36,150.00	\$0.00	\$0.00	\$0.00	\$36,150.00	\$0.00	0%	100%
2.5.2.2.2 Building Commissioning CSO Admin (PMX)	\$3,615.00	13c	Project Controls & Systems (PCS)	\$3,615.00	\$0.00	\$3,615.00	\$0.00	\$1,606.00	\$1,606.00	\$0.00	\$2,009.00	44%	0%
2.5.2.2.3 Materials Testing and Inspection	\$10,000.00											-	0%
2.5.2.2.4 Haz. Mat. Spec's & Abatement Monitoring	\$10,000.00											-	0%
2.5.2.2.5 Construction Inspector												-	-
2.5.2.2.6 Extended Services; 60 Days After Subst. Compl.	\$0.00											-	-
<b>2.5.3 Geotech., Surveys, and Data Collection</b>	<b>\$91,000.00</b>			<b>\$8,000.00</b>	<b>\$0.00</b>	<b>\$8,000.00</b>	<b>\$1,582.00</b>	<b>\$1,764.00</b>	<b>\$3,346.00</b>	<b>\$0.00</b>	<b>\$4,654.00</b>	42%	0%
2.5.3.0 Misc./Other Data Collection	\$10,000.00											-	0%
2.5.3.1.1 (ARUP) Geotechnical	\$40,000.00											-	0%
2.5.3.1.2 (IDC) Geotechnical	\$20,000.00											-	0%
2.5.3.1.3 Geotechnical (IDC CSO Admin)	\$4,000.00											-	0%
2.5.3.2 Surveys (BSM)	\$12,000.00	84	DPW/BSM	\$8,000.00	\$0.00	\$8,000.00	\$1,582.00	\$1,764.00	\$3,346.00		\$4,654.00	42%	0%
2.5.3.3 Hazardous Materials Assessments (Millennium)	\$5,000.00											-	-
2.5.3.3 Hazardous Materials Assessments (Millennium)	\$0.00											-	-
<b>3. SITE CONTROL</b>	<b>\$0.00</b>												
<b>4. OTHER PROGRAM COSTS</b>	<b>\$0.00</b>												
<b>5. FINANCE COSTS</b>	<b>\$0.00</b>												

**Job Order 7440A New Fire Station 5 (CESER1FS40)**

**Budget:** the approved budget is **\$13,838,757**. The budget is comprised of two categories: **1. CONSTRUCTION, PURCHASE & INSTALLATION** for **\$11,312,458** and **2. PROJECT CONTROLS** for **\$2,526,299**.

**Appropriation:** The allocation remains the same at \$1,500,000. Task 99 project reserve remained at \$1,307,614.

**Current Expenditures:** The expenditures increased by \$19,708.07 from \$197,502 TO \$217,210.07 as detailed below. The labor expenditures are thru 03/15/13.

**2. PROJECT CONTROLS** increased by \$19,708.07 from \$197,502 to \$217,210.07 for the following services:

- Task 11/12 DPW BDC/IDC expenditures increased by \$12,413.22 from \$108,307.37 to \$120,720.59 for design services. The expenditures reflect 199% of the allocated budget of \$60,656. A proposal is pending from BDC/IDC to for design development services.
- Task 12c DPW IDC expenditures increased by \$354.89 from \$6,377.50 to \$6,732.39 for environmental review services.
- Task 50 Arup expenditures increased by \$5,332 from \$47,057 to \$52,389 for geotechnical design services.
- Task 12e DPW IDC/Geotech expenditures increased by \$1,607.96 from \$7,357.13 to \$8,965.09 for geotechnical design services.

**Earthquake Safety and  
Emergency Response Bond Program**

**Monthly Status Report  
March 2013**

Job No: Neighborhood Fire Stations Portfolio  
Project: New Station 5: 13,500 sf

Service/Task Description	APPROVED 3/29/2013	TASK	Scope	Appropriation			Expenditures			Encumbrance	Balance	% Expenditures/ Appropriation	% Expenditures/ Budget
				Previous	Change +/-	Current	Previous	Current	Total				
								03/01-03/31/13					
<b>TOTAL PROGRAM BUDGET</b>	<b>\$13,838,757</b>			<b>\$1,500,000.00</b>	<b>\$0.00</b>	<b>\$1,500,000.00</b>	<b>\$197,502.00</b>	<b>\$19,708.07</b>	<b>\$217,210.07</b>	<b>\$7,893.00</b>	<b>\$1,274,896.93</b>	14%	2%
<b>1. CONSTRUCTION, PURCHASE, &amp; INSTALLATION</b>	<b>\$11,312,458</b>			<b>\$1,307,614.00</b>	<b>\$0.00</b>	<b>\$1,307,614.00</b>	<b>\$0.00</b>	<b>\$0.00</b>	<b>\$0.00</b>	<b>\$0.00</b>	<b>\$1,307,614.00</b>	0%	0%
<b>1.0 Misc./Other Construction</b>	<b>\$0</b>	99	Reserve	<b>\$1,307,614.00</b>	<b>\$0.00</b>	<b>\$1,307,614.00</b>	<b>\$0.00</b>	<b>\$0.00</b>	<b>\$0.00</b>	<b>\$0.00</b>	<b>\$1,307,614.00</b>	0%	-
1.0.1 Misc./Other Construction Contract Award Amount	\$0											-	-
1.0.2 Misc./Other Construction Contingency	\$0											-	-
<b>1.1 Principal Construction Contract</b>	<b>\$10,984,048</b>			<b>\$0.00</b>	<b>\$0.00</b>	<b>\$0.00</b>	<b>\$0.00</b>	<b>\$0.00</b>	<b>\$0.00</b>	<b>\$0.00</b>	<b>\$0.00</b>	-	0%
1.1.1 Contract Award Amount	\$9,985,498											-	0%
1.1.2 Construction Contingency	\$998,550											-	0%
<b>1.2 Art Enrichment</b>	<b>\$199,710</b>			<b>\$0.00</b>	<b>\$0.00</b>	<b>\$0.00</b>	<b>\$0.00</b>	<b>\$0.00</b>	<b>\$0.00</b>	<b>\$0.00</b>	<b>\$0.00</b>	-	0%
<b>1.3 Hazardous Materials Construction/Abatement</b>	<b>\$128,700</b>			<b>\$0.00</b>	<b>\$0.00</b>	<b>\$0.00</b>	<b>\$0.00</b>	<b>\$0.00</b>	<b>\$0.00</b>	<b>\$0.00</b>	<b>\$0.00</b>	-	0%
<b>1.3.1 Haz. Mat. Contract Award Amount</b>	<b>\$117,000</b>			<b>\$0.00</b>	<b>\$0.00</b>	<b>\$0.00</b>	<b>\$0.00</b>	<b>\$0.00</b>	<b>\$0.00</b>	<b>\$0.00</b>	<b>\$0.00</b>	-	0%
1.3.1.1 Haz. Mat. SAR	\$12,000											-	0%
1.3.1.2 Haz. Mat. Monitoring	\$35,000											-	0%
1.3.1.3 Haz. Mat. Abatement Contract	\$70,000											-	0%
<b>1.3.2 Haz. Mat. Construction Contingency</b>	<b>\$11,700</b>			<b>\$0.00</b>	<b>\$0.00</b>	<b>\$0.00</b>	<b>\$0.00</b>	<b>\$0.00</b>	<b>\$0.00</b>	<b>\$0.00</b>	<b>\$0.00</b>	-	0%
<b>1.4 Temporary Relocation Construction</b>	<b>\$0</b>			<b>\$0.00</b>	<b>\$0.00</b>	<b>\$0.00</b>	<b>\$0.00</b>	<b>\$0.00</b>	<b>\$0.00</b>	<b>\$0.00</b>	<b>\$0.00</b>	-	-
1.4.1 Relocation Contract Award Amount	\$0											-	-
1.4.2 Relocation Construction Contingency	\$0											-	-
<b>1.5 Furniture/Equipment/Telecommunications/Computers</b>	<b>\$0</b>			<b>\$0.00</b>	<b>\$0.00</b>	<b>\$0.00</b>	<b>\$0.00</b>	<b>\$0.00</b>	<b>\$0.00</b>	<b>\$0.00</b>	<b>\$0.00</b>	-	-
<b>2. PROJECT CONTROL</b>	<b>\$2,526,299</b>			<b>\$192,386.00</b>	<b>\$0.00</b>	<b>\$192,386.00</b>	<b>\$197,502.00</b>	<b>\$19,708.07</b>	<b>\$217,210.07</b>	<b>\$7,893.00</b>	<b>(\$32,717.07)</b>	113%	9%
<b>2.1 CLIENT DEPARTMENT SERVICES</b>	<b>\$0</b>			<b>\$0.00</b>	<b>\$0.00</b>	<b>\$0.00</b>	<b>\$0.00</b>	<b>\$0.00</b>	<b>\$0.00</b>	<b>\$0.00</b>	<b>\$0.00</b>	-	-
2.1.0 Misc./Other Client Department Services	\$0											-	-
2.1.1 Client Project Manager	\$381,484											-	0%
2.1.1 Client Project Manager (Moved to 7430A)	(\$381,484)											-	0%
<b>2.2 DPW PROJECT MANAGEMENT</b>	<b>\$40,217</b>				<b>\$0.00</b>	<b>\$0.00</b>	<b>\$0.00</b>	<b>\$0.00</b>	<b>\$0.00</b>	<b>\$0.00</b>	<b>\$0.00</b>	-	0%
2.2.0 Misc./Other Project Management	\$40,217											-	0%
2.2.1 Project Management	\$617,766											-	0%
2.2.1 Project Management (Moved to 7430A)	(\$617,766)											-	0%
2.2.2 Planning and Control (Pre-Bond & Pre-design)	\$417,543											-	0%
2.2.2 Planning and Control (Pre-Bond & Pre-design)	(\$417,543)											-	0%
2.2.3 Public Information	\$0											-	-
<b>2.3 CITY ADMINISTRATIVE SERVICES</b>	<b>\$71,000</b>			<b>\$0.00</b>	<b>\$0.00</b>	<b>\$0.00</b>	<b>\$0.00</b>	<b>\$0.00</b>	<b>\$0.00</b>	<b>\$0.00</b>	<b>\$0.00</b>	-	0%
2.3.0 Misc./Other City Admin Services	\$0											-	-
2.3.1 City Attorney	\$20,000											-	0%
2.3.2 Contract Preparation	\$20,000											-	0%
2.3.3 HRC, OLSE & Prevailing Wage Monitoring	\$20,000											-	0%
2.3.4 Legal Notices	\$1,000											-	0%
2.3.5 Reproduction Services	\$10,000											-	0%
<b>2.4 REGULATORY AGENCY APPROVALS</b>	<b>\$126,948</b>			<b>\$4,620.00</b>	<b>\$0.00</b>	<b>\$4,620.00</b>	<b>\$4,799.00</b>	<b>\$0.00</b>	<b>\$4,799.00</b>	<b>\$0.00</b>	<b>(\$179.00)</b>	104%	4%
2.4.0 Misc./Other Reg. Agency Approvals	\$10,000											-	0%
2.4.1 DBI Plan Check and Permit	\$50,000											-	0%
2.4.2 Planning Department Fees	\$35,380	29	City Planning, Preliminary Project Assesment	\$4,620.00	\$0.00	\$4,620.00	\$4,620.00	\$0.00	\$4,620.00	\$0.00	\$0.00	100%	13%
2.4.2 Planning Department Fees Case Intake Fee move from 7430A	\$4,620											-	0%
2.4.3 Reg. Agency Materials Testing / Spec. Insp.	\$10,000											-	0%
2.4.4 Civic Design Review	\$6,948											-	0%
2.4.5 Disability Access Coordinator Review	\$10,000	11					\$179.00	\$0.00	\$179.00		(\$179.00)	-	2%

**Earthquake Safety and  
Emergency Response Bond Program**

**Monthly Status Report  
March 2013**

Job No: Neighborhood Fire Stations Portfolio  
Project: New Station 5: 13,500 sf

Service/Task Description	APPROVED 3/29/2013	TASK	Scope	Appropriation			Expenditures			Encumbrance	Balance	% Expenditures/ Appropriation	% Expenditures/ Budget
				Previous	Change +/-	Current	Previous	Current	Total				
								03/01-03/31/13					
<b>2.5 A/E/C SERVICES</b>	<b>\$2,288,134</b>			<b>\$187,766.00</b>	<b>\$0.00</b>	<b>\$187,766.00</b>	<b>\$192,703.00</b>	<b>\$19,708.07</b>	<b>\$212,411.07</b>	<b>\$7,893.00</b>	<b>(\$32,538.07)</b>	113%	9%
<b>2.5.1 A/E Services</b>	<b>\$1,611,202</b>			<b>\$70,656.00</b>	<b>\$0.00</b>	<b>\$70,656.00</b>	<b>\$114,684.87</b>	<b>\$12,768.11</b>	<b>\$127,452.98</b>	<b>\$0.00</b>	<b>(\$56,796.98)</b>	180%	8%
<b>2.5.1.1 Basic A/E Services</b>	<b>\$1,516,202</b>			<b>\$60,656.00</b>	<b>\$0.00</b>	<b>\$60,656.00</b>	<b>\$108,307.37</b>	<b>\$12,413.22</b>	<b>\$120,720.59</b>	<b>\$0.00</b>	<b>(\$60,064.59)</b>	199%	8%
2.5.1.1.1 Architectural Pre-Design (AE0)	\$37,700	11	Building Design & Construction (BDC)	\$37,700.00	\$0.00	\$37,700.00	\$76,820.00	\$6,331.03	\$83,151.03	\$0.00	(\$45,451.03)	221%	221%
2.5.1.1.1 Architectural Pre-Design (AE1)	\$20,000	11	Building Design & Construction (BDC)	\$20,000.00	\$0.00	\$20,000.00	\$14,791.00	\$5,524.40	\$20,315.40	\$0.00	(\$315.40)	102%	102%
2.5.1.1.1 Architectural Pre-Design (AE2)	\$0	11	Building Design & Construction (BDC)	\$0.00	\$0.00	\$0.00	\$5,991.00	\$637.31	\$6,628.31	\$0.00	(\$6,628.31)	-	-
2.5.1.1.2 Electrical Pre-Design (AE0, AE1)	\$5,000	12.a	Infrastructure Design & Construction (IDC) Electrical	\$1,574.00	\$0.00	\$1,574.00	\$1,574.86	\$0.00	\$1,574.86	\$0.00	(\$0.86)	100%	31%
2.5.1.1.3 Mechanical Pre-Design (AE1)	\$1,000	12.b	Infrastructure Design & Construction (IDC) Mechanical	\$1,000.00	\$0.00	\$1,000.00	\$949.07	\$0.00	\$949.07	\$0.00	\$50.93	95%	95%
2.5.1.1.4 Structural Pre-Design (Task 12 AE1, AE2)	\$8,000	12.d	Infrastructure Design & Construction (IDC) Structural	\$382.00	\$0.00	\$382.00	\$8,181.44	(\$79.52)	\$8,101.92	\$0.00	(\$7,719.92)	2121%	101%
2.5.1.1.0 Basic A/E Design (unassigned)	\$1,242,342											-	0%
2.5.1.1.0 Basic A/E Construction Administration	\$202,160											-	0%
<b>2.5.1.2 Additional A/E Services</b>	<b>\$95,000</b>			<b>\$10,000.00</b>	<b>\$0.00</b>	<b>\$10,000.00</b>	<b>\$6,377.50</b>	<b>\$354.89</b>	<b>\$6,732.39</b>	<b>\$0.00</b>	<b>\$3,267.61</b>	67%	7%
2.5.1.2.0 Misc./Other Additional A/E Services	\$35,000											-	0%
2.5.1.2.1 QA/QC	\$0											-	-
2.5.1.2.2 Project Development	\$0											-	-
2.5.1.2.4 Programming & Planning (pre-bond assessment)	\$0											-	-
2.5.1.2.6 Environmental Review (EPM)	\$10,000	12.c	DPW/Infrastructure Design & Construction (IDC)	\$10,000.00	\$0.00	\$10,000.00	\$6,377.50	\$354.89	\$6,732.39	\$0.00	\$3,267.61	67%	67%
2.5.1.2.8 Facility Assessment/Site & Utility Studies(pre-design)	\$0											-	-
2.5.1.2.10 Investigate Exist. Cond./ Measured Drawings	\$0											-	-
2.5.1.2.12 Structural Peer Review	\$10,000											-	0%
2.5.1.2.14 Civil Engineering	\$0											-	-
2.5.1.2.16 Landscape Architecture	\$10,000											-	0%
2.5.1.2.18 Preservation Consultant	\$20,000											-	0%
2.5.1.2.20 Special Design/Documentation of Alternates	\$0											-	-
2.5.1.2.22 Furniture and Equipment Installation Admin.	\$0											-	-
2.5.1.2.24 Detailed Cost Estimates	\$0											-	-
2.5.1.2.26 Extended Services; 60 Days After Subst. Compl.	\$0											-	-
2.5.1.2.28 Post-Construction Services / Warranty Work	\$10,000											-	0%
<b>2.5.2 Construction Management Services</b>	<b>\$534,650</b>			<b>\$0.00</b>	<b>\$0.00</b>	<b>\$0.00</b>	<b>\$0.00</b>	<b>\$0.00</b>	<b>\$0.00</b>	<b>\$0.00</b>	<b>\$0.00</b>	-	0%
<b>2.5.2.1 Basic CM Services</b>	<b>\$494,650</b>			<b>\$0.00</b>	<b>\$0.00</b>	<b>\$0.00</b>	<b>\$0.00</b>	<b>\$0.00</b>	<b>\$0.00</b>	<b>\$0.00</b>	<b>\$0.00</b>	-	0%
2.5.2.1.1 Construction Management	\$494,650											-	0%
2.5.2.1.2 Code Required Special Inspection	\$0											-	-
<b>2.5.2.2 Additional CM Services</b>	<b>\$40,000</b>			<b>\$0.00</b>	<b>\$0.00</b>	<b>\$0.00</b>	<b>\$0.00</b>	<b>\$0.00</b>	<b>\$0.00</b>	<b>\$0.00</b>	<b>\$0.00</b>	-	0%
2.5.2.2.0 Misc./Other Additional CM Services	\$603,080											-	0%
2.5.2.2.0 Misc./Other Additional CM Services (moved to 7430A)	(\$603,080)											-	0%
2.5.2.2.1 Constructibility Review	\$0											-	-
2.5.2.2.2 Building Commissioning	\$20,000											-	0%
2.5.2.2.3.1 Materials Testing and Inspection (Consultant)	\$130,000											-	0%
2.5.2.2.3.1 Materials Testing and Inspection (moved to 7430A)	(\$130,000)											-	0%
2.5.2.2.3.2 Materials Testing and Inspection (DPW MTL)	\$20,000											-	0%
2.5.2.2.4 Haz. Mat. Spec's & Abatement Monitoring	\$0											-	-
2.5.2.2.5 Construction Inspector	\$0											-	-
2.5.2.2.6 Extended Services; 60 Days After Subst. Compl.	\$0											-	-
<b>2.5.3 Geotech., Surveys, and Data Collection</b>	<b>\$142,282</b>			<b>\$117,110.00</b>	<b>\$0.00</b>	<b>\$117,110.00</b>	<b>\$78,018.13</b>	<b>\$6,939.96</b>	<b>\$84,958.09</b>	<b>\$7,893.00</b>	<b>\$24,258.91</b>	73%	60%
2.5.3.0 Misc./Other Data Collection	\$10,000											-	0%
2.5.3.1.1 Geotechnical (ARUP)	\$60,282	50	Arup	\$60,282.00	\$0.00	\$60,282.00	\$47,057.00	\$5,332.00	\$52,389.00	\$7,893.00	\$0.00	87%	87%
2.5.3.1.2 Geotechnical (AEX)	\$35,000	12.e	DPW/Infrastructure Design & Construction (IDC) Geotech	\$33,000.00	\$0.00	\$33,000.00	\$7,357.13	\$1,607.96	\$8,965.09	\$0.00	\$24,034.91	27%	26%
2.5.3.1.3 Geotechnical (PCS CSO Admin) MCP	\$7,000	13	Project Controls & Systems (PCS)	\$6,028.00	\$0.00	\$6,028.00	\$5,983.00	\$0.00	\$5,983.00	\$0.00	\$45.00	99%	85%
2.5.3.2 Surveys (BSM Task 14)	\$20,000	14	Bureau of Street-Use and Mapping (BSM) Boundary and	\$17,800.00	\$0.00	\$17,800.00	\$17,621.00	\$0.00	\$17,621.00	\$0.00	\$179.00	99%	88%
2.5.3.3 Hazardous Materials Assessments (Millennium)	\$10,000											-	-
<b>3. SITE CONTROL</b>	<b>\$0</b>												
<b>4. OTHER PROGRAM COSTS</b>	<b>\$0</b>												
<b>5. FINANCE COSTS</b>	<b>\$0</b>												

**Earthquake Safety and  
Emergency Response Bond Program**

**Job Order 7441A Fire Station 9 Utility Isolation (CESER1FS41)**

**Current Expenditures:** No expenditures have posted in this job order.

**Current Allocations:** The allocation and job order reserve remain at \$200,000.



## Earthquake Safety and Emergency Response Bond Program

### Job Order 7442A New Fire Station 16 (CESER1FS42)

**Budget:** the approved budget is **\$8,841,656**. The budget is comprised of two categories: **1. CONSTRUCTION, PURCHASE & INSTALLATION** for **\$7,038,737** and **2. PROJECT CONTROLS** for **\$1,802,919**.

**Appropriation:** The allocation remained the same at \$1,500,000. The job order reserve decreased by \$17,704 from \$896,036 to \$878,332 to fund the following transactions:

- Task 80 Department of Building Inspection a budget was established for \$594 to pre-application meeting fees.
- Task 82 SFFD a budget was established for \$330 for water flow review fees.
- Task 12f DPW/IDC a budget of \$10,000 was established for Disability Access Coordination services.
- Task 81 Green Building Certification (GBCI) a budget of \$6,780 was established for LEED registration fees.

**Current Expenditures:** The expenditures increased by \$58,748.14 \$447,529.86 to \$506,278 as detailed below. The labor expenditures are through 03/25/13.

- Task 80 Department of Building Inspection an initial expenditure of \$594 posted for pre-application meeting fees.
- Task 82 SFFD an initial expenditures of \$330 posted for water flow review fees.
- Task 28 Art Commission the expenditures increased by \$2,316 from \$4,632 to \$6,948 for Civic Design fees Phase II & III.
- Task 11 Building Design & Construction (BDC) increased by \$19,761 from \$162,954 to \$182,715 which represents 74% of the allocated budget of \$246,475.
- Task 12 Infrastructure Design & Construction (IDC) increased by \$33,767 from \$125,256 to \$159,023 which represents 69% of the allocated budget of \$230,650.
- Tasks 11/12 DPW BDC/IDC the expenditures increased by \$51,228.49 from \$298,429.33 to \$349,657.82 for architectural and engineering design development fees.
- Task 12c expenditures increased by \$1,384.98 from \$9,359 to \$10,743.98 for environmental review fees.
- Task 50 ARUP expenditures increased by \$5,888 from \$63,913 to \$69,801 for geotechnical design services.
- Task 12e DPW/IDC expenditures decreased by \$2,993.33 from \$33,950.53 to \$30,957.20 to reflect actual expenditures.

**Earthquake Safety and  
Emergency Response Bond Program**

**Monthly Status Report  
March 2013**

Job No: Neighborhood Fire Stations Portfolio  
Project: New Station 16: 10,000 sf

Service/Task Description	APPROVED 3/29/2013	Task	Provider	Appropriation			Expenditures			Encumbrance	Balance	% Expenditures/ Appropriation	% Expenditures/ Budget
				Previous	Change +/-	Current	Previous	Current	Total				
								03/01-03/31/13					
<b>TOTAL PROGRAM BUDGET</b>	<b>\$8,841,656</b>			<b>\$1,500,000.00</b>	<b>\$0.00</b>	<b>\$1,500,000.00</b>	<b>\$447,529.86</b>	<b>\$58,748.14</b>	<b>\$506,278.00</b>	<b>\$6,470.00</b>	<b>\$987,252.00</b>	<b>34%</b>	<b>6%</b>
<b>1. CONSTRUCTION, PURCHASE, &amp; INSTALLATION</b>	<b>\$7,038,737</b>			<b>\$896,036.00</b>	<b>(\$17,704.00)</b>	<b>\$878,332.00</b>	<b>\$0.00</b>	<b>\$0.00</b>	<b>\$0.00</b>	<b>\$0.00</b>	<b>\$878,332.00</b>	<b>0%</b>	<b>0%</b>
<b>1.0 Misc./Other Construction</b>	<b>\$0</b>			<b>\$896,036.00</b>	<b>(\$17,704.00)</b>	<b>\$878,332.00</b>	<b>\$0.00</b>	<b>\$0.00</b>	<b>\$0.00</b>	<b>\$0.00</b>	<b>\$878,332.00</b>	<b>0%</b>	<b>-</b>
1.0.1 Misc./Other Construction Contract Award Amount	\$0	99	Reserve	\$896,036.00	(\$17,704.00)	\$878,332.00	\$0.00	\$0.00	\$0.00	\$0.00	\$878,332.00	0%	-
1.0.2 Misc./Other Construction Contingency	\$0											-	-
<b>1.1 Principal Construction Contract</b>	<b>\$6,786,644</b>			<b>\$0.00</b>	<b>\$0.00</b>	<b>\$0.00</b>	<b>\$0.00</b>	<b>\$0.00</b>	<b>\$0.00</b>	<b>\$0.00</b>	<b>\$0.00</b>	<b>-</b>	<b>0%</b>
1.1.1 Contract Award Amount	\$6,169,676											-	0%
1.1.2 Construction Contingency	\$616,968											-	0%
<b>1.2 Art Enrichment</b>	<b>\$123,394</b>											-	0%
<b>1.3 Hazardous Materials Construction/Abatement</b>	<b>\$128,700</b>			<b>\$0.00</b>	<b>\$0.00</b>	<b>\$0.00</b>	<b>\$0.00</b>	<b>\$0.00</b>	<b>\$0.00</b>	<b>\$0.00</b>	<b>\$0.00</b>	<b>-</b>	<b>0%</b>
<b>1.3.1 Haz. Mat. Contract Award Amount</b>	<b>\$117,000</b>			<b>\$0.00</b>	<b>\$0.00</b>	<b>\$0.00</b>	<b>\$0.00</b>	<b>\$0.00</b>	<b>\$0.00</b>	<b>\$0.00</b>	<b>\$0.00</b>	<b>-</b>	<b>0%</b>
1.3.1.1 Haz. Mat. SAR	\$12,000											-	0%
1.3.1.2 Haz. Mat. Monitoring	\$35,000											-	0%
1.3.1.3 Haz. Mat. Abatement Contract	\$70,000											-	0%
<b>1.3.2 Haz. Mat. Construction Contingency</b>	<b>\$11,700</b>											-	0%
<b>1.4 Temporary Relocation Construction</b>	<b>\$0</b>											-	-
<b>1.5 Furniture/Equipment/Telecommunications/Computers</b>	<b>\$0</b>											-	-
<b>2. PROJECT CONTROL</b>	<b>\$1,802,919</b>			<b>\$603,964.00</b>	<b>\$17,704.00</b>	<b>\$621,668.00</b>	<b>\$447,529.86</b>	<b>\$58,748.14</b>	<b>\$506,278.00</b>	<b>\$6,470.00</b>	<b>\$108,920.00</b>	<b>81%</b>	<b>28%</b>
<b>2.1 CLIENT DEPARTMENT SERVICES</b>	<b>\$0</b>			<b>\$0.00</b>	<b>\$0.00</b>	<b>\$0.00</b>	<b>\$0.00</b>	<b>\$0.00</b>	<b>\$0.00</b>	<b>\$0.00</b>	<b>\$0.00</b>	<b>-</b>	<b>0%</b>
2.1.0 Misc./Other Client Department Services	\$0											-	-
2.1.1 Client Project Manager	\$256,340											-	0%
2.1.1 Client Project Manager (moved to 7430A)	(\$256,340)											-	0%
<b>2.2 DPW PROJECT MANAGEMENT</b>	<b>\$10,000</b>			<b>\$0.00</b>	<b>\$0.00</b>	<b>\$0.00</b>	<b>\$0.00</b>	<b>\$0.00</b>	<b>\$0.00</b>	<b>\$0.00</b>	<b>\$0.00</b>	<b>-</b>	<b>0%</b>
2.2.0 Misc./Other Project Management	\$10,000											-	0%
2.2.1 Project Management	\$480,652											-	0%
2.2.1 Project Management (Moved to 7430A)	(\$480,652)											-	0%
2.2.2 Planning and Control (Pre-Design & Pre-Bond)	\$271,391											-	0%
2.2.2 Planning and Control (Pre-Design & Pre-Bond) (moved to 7430A)	(\$271,391)											-	0%
2.2.3 Public Information	\$0											-	-
<b>2.3 CITY ADMINISTRATIVE SERVICES</b>	<b>\$46,000</b>			<b>\$0.00</b>	<b>\$0.00</b>	<b>\$0.00</b>	<b>\$0.00</b>	<b>\$0.00</b>	<b>\$0.00</b>	<b>\$0.00</b>	<b>\$0.00</b>	<b>-</b>	<b>0%</b>
2.3.0 Misc./Other City Admin Services	\$0											-	-
2.3.1 City Attorney	\$15,000											-	0%
2.3.2 Contract Preparation	\$10,000											-	0%
2.3.3 HRC, OLSE & Prevailing Wage Monitoring	\$10,000											-	0%
2.3.4 Legal Notices	\$1,000											-	0%
2.3.5 Reproduction Services	\$10,000											-	0%
<b>2.4 REGULATORY AGENCY APPROVALS</b>	<b>\$129,264</b>			<b>\$13,786.00</b>	<b>\$17,704.00</b>	<b>\$31,490.00</b>	<b>\$11,470.00</b>	<b>\$3,240.00</b>	<b>\$14,710.00</b>	<b>\$0.00</b>	<b>\$16,780.00</b>	<b>47%</b>	<b>11%</b>
2.4.0 Misc./Other Reg. Agency Approvals	\$2,890											-	0%
2.4.1 DBI Plan Check and Permit	\$70,000	80	Department of Building Inspection	\$0.00	\$594.00	\$594.00	\$0.00	\$594.00	\$594.00	\$0.00	\$0.00	100%	1%
2.4.6 SFFD Water Flow Fee	\$330	82	SFFD	\$0.00	\$330.00	\$330.00	\$0.00	\$330.00	\$330.00	\$0.00	\$0.00	100%	100%
2.4.2 Planning Department Fees	\$30,000	29	City Planning	\$6,838.00	\$0.00	\$6,838.00	\$6,838.00	\$0.00	\$6,838.00	\$0.00	\$0.00	100%	23%
2.4.3 Reg. Agency Materials Testing / Spec. Insp.	\$9,264	28	Art Commission (Civic Design Review)	\$6,948.00	\$0.00	\$6,948.00	\$4,632.00	\$2,316.00	\$6,948.00	\$0.00	\$0.00	100%	-
2.4.4 Civic Design Review	\$9,264											-	0%
2.4.5 Disability Access Coordinator Review	\$10,000	12f	DPW/Infrastructure Design & Construction (IDC)	\$0.00	\$10,000.00	\$10,000.00	\$0.00	\$0.00	\$0.00	\$0.00	\$10,000.00	0%	0%
2.4.6 LEED Certification	\$6,780	81	Green Building Certification Institute (GBCI)	\$0.00	\$6,780.00	\$6,780.00	\$0.00	\$0.00	\$0.00	\$0.00	\$6,780.00	0%	0%

**Earthquake Safety and  
Emergency Response Bond Program**

**Monthly Status Report  
March 2013**

Job No: Neighborhood Fire Stations Portfolio  
Project: New Station 16: 10,000 sf

Service/Task Description	APPROVED 3/29/2013	Task	Provider	Appropriation			Expenditures			Encumbrance	Balance	% Expenditures/ Appropriation	% Expenditures/ Budget
				Previous	Change +/-	Current	Previous	Current	Total				
								03/01-03/31/13					
<b>TOTAL PROGRAM BUDGET</b>	<b>\$8,841,656</b>			<b>\$1,500,000.00</b>	<b>\$0.00</b>	<b>\$1,500,000.00</b>	<b>\$447,529.86</b>	<b>\$58,748.14</b>	<b>\$506,278.00</b>	<b>\$6,470.00</b>	<b>\$987,252.00</b>	<b>34%</b>	<b>6%</b>
<b>2.5 A/E/C SERVICES</b>	<b>\$1,617,654</b>			<b>\$590,178.00</b>	<b>\$0.00</b>	<b>\$590,178.00</b>	<b>\$436,059.86</b>	<b>\$55,508.14</b>	<b>\$491,568.00</b>	<b>\$6,470.00</b>	<b>\$92,140.00</b>	<b>83%</b>	<b>30%</b>
<b>2.5.1 A/E Services</b>	<b>\$1,011,807</b>			<b>\$439,125.00</b>	<b>\$0.00</b>	<b>\$439,125.00</b>	<b>\$307,788.33</b>	<b>\$52,613.47</b>	<b>\$360,401.80</b>	<b>\$0.00</b>	<b>\$78,723.20</b>	<b>82%</b>	<b>36%</b>
<b>2.5.1.1 Basic A/E Services</b>	<b>\$936,807</b>			<b>\$429,125.00</b>	<b>\$0.00</b>	<b>\$429,125.00</b>	<b>\$298,429.33</b>	<b>\$51,228.49</b>	<b>\$349,657.82</b>	<b>\$0.00</b>	<b>\$79,467.18</b>	<b>81%</b>	<b>37%</b>
2.5.1.1.1 Architectural Pre-Design (AEO)	\$33,000	11	DPW/Building Design & Construction (BDC)	\$33,000.00	\$0.00	\$33,000.00	\$59,426.00	\$0.00	\$59,426.00	\$0.00	(\$26,426.00)	180%	180%
2.5.1.1.1.1 Architectural Design Programming & Planning (AE1)	\$18,000	11	DPW/Building Design & Construction (BDC)	\$18,000.00	\$0.00	\$18,000.00	\$3,458.02	\$0.00	\$3,458.02	\$0.00	\$14,541.98	19%	19%
2.5.1.1.1.1 Architectural Design Development (AE2)	\$195,475	11	DPW/Building Design & Construction (BDC)	\$195,475.00	\$0.00	\$195,475.00	\$119,314.00	\$18,460.77	\$137,774.77	\$0.00	\$57,700.23	70%	70%
2.5.1.1.2 Electrical Pre-Design (AEO)	\$5,000	12a	DPW/Infrastructure Design & Construction (IDC)	\$5,000.00	\$0.00	\$5,000.00	\$2,029.49	\$0.00	\$2,029.49	\$0.00	\$2,970.51	41%	41%
2.5.1.1.2 Electrical Design (AE2)	\$41,850	12a	DPW/Infrastructure Design & Construction (IDC)	\$41,850.00	\$0.00	\$41,850.00	\$19,282.82	\$14,778.43	\$34,061.25	\$0.00	\$7,788.75	81%	81%
2.5.1.1.3 Mechanical Pre-Design (AEO)	\$5,000	12b	DPW/Infrastructure Design & Construction (IDC)	\$5,000.00	\$0.00	\$5,000.00	\$904.69	\$0.00	\$904.69	\$0.00	\$4,095.31	18%	18%
2.5.1.1.3 Mechanical Design (AE2)	\$43,300	12b	DPW/Infrastructure Design & Construction (IDC)	\$43,300.00	\$0.00	\$43,300.00	\$28,160.38	\$4,523.99	\$32,684.37	\$0.00	\$10,615.63	75%	75%
2.5.1.1.4 Structural Pre-design (AE1, AEO)	\$8,000	12d	DPW/Infrastructure Design & Construction (IDC)	\$8,000.00	\$0.00	\$8,000.00	\$7,719.55	\$0.00	\$7,719.55	\$0.00	\$280.45	96%	96%
2.5.1.1.4 Structural Design (AE2)	\$79,500	12d	DPW/Infrastructure Design & Construction (IDC)	\$79,500.00	\$0.00	\$79,500.00	\$57,617.17	\$13,465.30	\$71,082.47	\$0.00	\$8,417.53	89%	89%
2.5.1.1.1 Basic A/E Design	\$382,774											-	0%
2.5.1.1.2 Basic A/E Construction Administration (AE3)	\$124,908	11	DPW/Building Design & Construction (BDC)		\$0.00	\$0.00	\$517.21	\$0.00	\$517.21	\$0.00	(\$517.21)	-	0%
<b>2.5.1.2 Additional A/E Services</b>	<b>\$75,000</b>			<b>\$10,000.00</b>	<b>\$0.00</b>	<b>\$10,000.00</b>	<b>\$9,359.00</b>	<b>\$1,384.98</b>	<b>\$10,743.98</b>	<b>\$0.00</b>	<b>(\$743.98)</b>	<b>107%</b>	<b>14%</b>
2.5.1.2.0 Misc./Other Additional A/E Services	\$35,000											-	0%
2.5.1.2.1 QA/QC	\$0											-	-
2.5.1.2.2 Project Development	\$0											-	-
2.5.1.2.4 Programming & Planning (pre-bond assessment)	\$0											-	-
2.5.1.2.6 Environmental Review (EPM)	\$10,000	12c	DPW/Infrastructure Design & Construction (IDC)	\$10,000.00	\$0.00	\$10,000.00	\$9,359.00	\$1,384.98	\$10,743.98	\$0.00	(\$743.98)	107%	107%
2.5.1.2.8 Facility Assessments/Site & Utility Studies(pre-design)	\$0											-	-
2.5.1.2.10 Investigate Exist. Cond./ Measured Drawings	\$0											-	-
2.5.1.2.12 Structural Peer Review	\$10,000											-	0%
2.5.1.2.14 Civil Engineering	\$0											-	-
2.5.1.2.16 Landscape Architecture	\$10,000											-	0%
2.5.1.2.18 Preservation Consultant	\$0											-	-
2.5.1.2.20 Special Design/Documentation of Alternates	\$0											-	-
2.5.1.2.22 Furniture and Equipment Installation Admin.	\$0											-	-
2.5.1.2.24 Detailed Cost Estimates	\$0											-	-
2.5.1.2.26 Extended Services; 60 Days After Subst. Compl.	\$0											-	-
2.5.1.2.28 Post-Construction Services / Warranty Work	\$10,000											-	0%
<b>2.5.2 Construction Management Services</b>	<b>\$441,448</b>			<b>\$0.00</b>	<b>\$0.00</b>	<b>\$0.00</b>	<b>\$0.00</b>	<b>\$0.00</b>	<b>\$0.00</b>	<b>\$0.00</b>	<b>\$0.00</b>	<b>-</b>	<b>0%</b>
<b>2.5.2.1 Basic CM Services</b>	<b>\$391,448</b>			<b>\$0.00</b>	<b>\$0.00</b>	<b>\$0.00</b>	<b>\$0.00</b>	<b>\$0.00</b>	<b>\$0.00</b>	<b>\$0.00</b>	<b>\$0.00</b>	<b>-</b>	<b>0%</b>
2.5.2.1.1 Construction Management	\$316,448											-	0%
2.5.2.1.2 Code Required Special Inspection	\$75,000											-	0%
<b>2.5.2.2 Additional CM Services</b>	<b>\$50,000</b>			<b>\$0.00</b>	<b>\$0.00</b>	<b>\$0.00</b>	<b>\$0.00</b>	<b>\$0.00</b>	<b>\$0.00</b>	<b>\$0.00</b>	<b>\$0.00</b>	<b>-</b>	<b>0%</b>
2.5.2.2.0 Misc./Other Additional CM Services	\$447,119											-	0%
2.5.2.2.0 Misc./Other Additional CM Services (moved to 7430A)	(\$447,119)											-	0%
2.5.2.2.1 Constructibility Review	\$10,000											-	0%
2.5.2.2.2 Building Commissioning	\$20,000											-	0%
2.5.2.2.3 Materials Testing and Inspection (consultant)	\$95,000											-	0%
2.5.2.2.3 Materials Testing and Inspection (moved to 7430A)	(\$95,000)											-	0%
2.5.2.2.3 Materials Testing and Inspection (DPW MTL)	\$20,000											-	0%
2.5.2.2.4 Haz. Mat. Spec's & Abatement Monitoring	\$0											-	-
2.5.2.2.5 Construction Inspector	\$0											-	-
2.5.2.2.6 Extended Services; 60 Days After Subst. Compl.	\$0											-	-
<b>2.5.3 Geotech., Surveys, and Data Collection</b>	<b>\$164,400</b>			<b>\$151,053.00</b>	<b>\$0.00</b>	<b>\$151,053.00</b>	<b>\$128,271.53</b>	<b>\$2,894.67</b>	<b>\$131,166.20</b>	<b>\$6,470.00</b>	<b>\$13,416.80</b>	<b>87%</b>	<b>80%</b>
2.5.3.0 Misc./Other Data Collection	\$0											-	-
2.5.3.1.1 Geotechnical (ARUP)	\$80,000	50	Arup	\$76,271.00	\$0.00	\$76,271.00	\$63,913.00	\$5,888.00	\$69,801.00	\$6,470.00	\$0.00	92%	87%
2.5.3.1.2 Geotechnical (AEX)	\$40,000	12e	DPW/Infrastructure Design & Construction (IDC)	\$38,000.00	\$0.00	\$38,000.00	\$33,950.53	(\$2,993.33)	\$30,957.20	\$0.00	\$7,042.80	81%	77%
2.5.3.1.3 Geotechnical (IDC CSO Admin)	\$8,000	13	DPW/Project Controls & Systems (PCS)	\$7,382.00	\$0.00	\$7,382.00	\$7,382.00	\$0.00	\$7,382.00	\$0.00	\$0.00	100%	92%
2.5.3.2 Surveys (BSM)	\$29,400	14	Bureau of Street Use and Mapping (BSM) Boundary	\$29,400.00	\$0.00	\$29,400.00	\$23,026.00	\$0.00	\$23,026.00	\$0.00	\$6,374.00	78%	78%
2.5.3.3 Hazardous Materials Assessments (Millennium)	\$7,000											-	-
3. SITE CONTROL	\$0											-	-
4. OTHER PROGRAM COSTS	\$0											-	-
5. FINANCE COSTS	\$0											-	-

**Earthquake Safety and  
Emergency Response Bond Program**

**Job Order 7424A Fire Boat/Fire Station No. 35 (CESER1FS24)**

**Budget:** the approved budget is **\$17,144,859**. The budget is comprised of two categories: **1. CONSTRUCTION, PURCHASE & INSTALLATION** for **\$13,232,388** and **2. PROJECT CONTROLS** for **\$3,912,470**.

**Appropriation:** There are two funding sources for this project: ESER Bonds (CESER1) for \$590,288 and Fire Facility Bond funds (CFCBLDFD) and \$7,629,000. Together the allocation for this project is \$8,219,288. The job order reserve contains both funds ESER Bonds \$500,952 and Fire Facility Bond funds \$7,629,000 for a total job order reserve of \$8,129,952. No transactions were funded in March.

**Expenditures:** The expenditures increased by \$346 from \$81,525 to \$81,871 as follows:

2. Project Controls increased by \$346 from \$81,525 to \$81,87.
  - Task 12 DPW/IDC expenditures increased by \$346 from \$2,189 to \$2,535 for environmental review services.

**Current Allocations:** The allocation remained at \$590,288. The job order reserve remained at \$500,952.

Earthquake Safety and  
Emergency Response Bond Program

Monthly Status Report  
March 2013

Job No: Neighborhood Fire Stations Portfolio  
Project: 7424A New Pier and Fire Boat Station

Service/Task Description	APPROVED 3/29/2013	Task	Scope	Appropriation			Expenditures			Encumbrance	Balance	% Expenditures/ Appropriation	% Expenditures/ Budget
				Previous	Change +/-	Current	Previous	Current	Total				
								03/01-03/31/13					
<b>TOTAL PROGRAM BUDGET</b>	<b>\$17,144,859</b>			<b>\$8,219,288.00</b>	<b>\$0.00</b>	<b>\$8,219,288.00</b>	<b>\$81,525.00</b>	<b>\$346.00</b>	<b>\$81,871.00</b>	<b>\$0.00</b>	<b>\$8,137,417.00</b>	<b>1%</b>	<b>0%</b>
<b>1. CONSTRUCTION, PURCHASE, &amp; INSTALLATION</b>	<b>\$13,232,388</b>			<b>\$8,129,952.00</b>	<b>\$0.00</b>	<b>\$8,129,952.00</b>	<b>\$0.00</b>	<b>\$0.00</b>	<b>\$0.00</b>	<b>\$0.00</b>	<b>\$8,129,952.00</b>	<b>0%</b>	<b>0%</b>
<b>1.0 Misc./Other Construction</b>	<b>\$0</b>			<b>\$8,129,952.00</b>	<b>\$0.00</b>	<b>\$8,129,952.00</b>	<b>\$0.00</b>	<b>\$0.00</b>	<b>\$0.00</b>	<b>\$0.00</b>	<b>\$8,129,952.00</b>	<b>0%</b>	<b>-</b>
1.0.1 Misc./Other Construction Contract Award Amount	\$0	99	Reserve (CESER1)	\$500,952.00	\$0.00	\$500,952.00	\$0.00	\$0.00	\$0.00	\$0.00	\$500,952.00	0%	-
1.0.2 Misc./Other Construction Contingency	\$0	99	Reserve (CFCBLDFD)	\$7,629,000.00	\$0.00	\$7,629,000.00	\$0.00	\$0.00	\$0.00	\$0.00	\$7,629,000.00	0%	-
<b>1.1 Principal Construction Contract</b>	<b>\$12,950,917</b>												<b>0%</b>
1.1.1 Contract Award Amount	\$11,773,561												0%
1.1.2 Construction Contingency	\$1,177,356												0%
<b>1.2 Art Enrichment</b>	<b>\$235,471</b>												<b>0%</b>
<b>1.3 Hazardous Materials Construction/Abatement</b>	<b>\$46,000</b>			<b>\$0.00</b>	<b>\$0.00</b>	<b>\$0.00</b>	<b>\$0.00</b>	<b>\$0.00</b>	<b>\$0.00</b>	<b>\$0.00</b>	<b>\$0.00</b>	<b>-</b>	<b>0%</b>
<b>1.4 Temporary Relocation Construction</b>	<b>\$0</b>											<b>-</b>	<b>-</b>
<b>1.5 Furniture/Equipment/Telecommunications/Computers</b>	<b>\$0</b>											<b>-</b>	<b>-</b>
<b>2. PROJECT CONTROL</b>	<b>\$3,912,470</b>			<b>\$89,336.00</b>	<b>\$0.00</b>	<b>\$89,336.00</b>	<b>\$81,525.00</b>	<b>\$346.00</b>	<b>\$81,871.00</b>	<b>\$0.00</b>	<b>\$7,465.00</b>	<b>0.916439062</b>	<b>2%</b>
<b>2.1 CLIENT DEPARTMENT SERVICES</b>	<b>\$0</b>			<b>\$0.00</b>	<b>\$0.00</b>	<b>\$0.00</b>	<b>\$0.00</b>	<b>\$0.00</b>	<b>\$0.00</b>	<b>\$0.00</b>	<b>\$0.00</b>	<b>-</b>	<b>-</b>
2.1.0 Misc./Other Client Department Services	\$0												-
2.1.1 Client Project Manager	\$562,734												0%
2.1.1 Client Project Manager (moved to 7430A)	(\$562,734)												0%
<b>2.2 DPW PROJECT MANAGEMENT</b>	<b>\$50,000</b>			<b>\$0.00</b>	<b>\$0.00</b>	<b>\$0.00</b>	<b>\$0.00</b>	<b>\$0.00</b>	<b>\$0.00</b>	<b>\$0.00</b>	<b>\$0.00</b>	<b>-</b>	<b>0%</b>
2.2.0 Misc./Other Project Management	\$40,000												0%
2.2.1 Project Management	\$1,554,586												0%
2.2.1 Project Management (moved to 7430A)	(\$1,554,586)												0%
2.2.2 Planning and Control (Pre-Bond & Pre-Design)	\$555,076												0%
2.2.2 Planning and Control (Pre-Bond & Pre-Design) (moved to 7430A)	(\$555,076)												0%
2.2.3 Public Information	\$10,000												0%
<b>2.3 CITY ADMINISTRATIVE SERVICES</b>	<b>\$136,000</b>			<b>\$0.00</b>	<b>\$0.00</b>	<b>\$0.00</b>	<b>\$0.00</b>	<b>\$0.00</b>	<b>\$0.00</b>	<b>\$0.00</b>	<b>\$0.00</b>	<b>-</b>	<b>0%</b>
2.3.0 Misc./Other City Admin Services	\$0												-
2.3.1 City Attorney	\$15,000												0%
2.3.2 Contract Preparation	\$50,000												0%
2.3.3 HRC, OLSE & Prevailing Wage Monitoring	\$40,000												0%
2.3.4 Legal Notices	\$11,000												0%
2.3.5 Reproduction Services	\$20,000												0%
<b>2.4 REGULATORY AGENCY APPROVALS</b>	<b>\$536,635</b>			<b>\$4,519.00</b>	<b>\$0.00</b>	<b>\$4,519.00</b>	<b>\$4,519.00</b>	<b>\$0.00</b>	<b>\$4,519.00</b>	<b>\$0.00</b>	<b>\$0.00</b>	<b>1</b>	<b>1%</b>
2.4.0 Misc./Other Reg. Agency Approvals	\$6,500												0%
2.4.1 DBI Plan Check and Permit	\$250,000												0%
2.4.2 Planning Department Fees	\$230,871	80	City Planning	\$4,519.00	\$0.00	\$4,519.00	\$4,519.00	\$0.00	\$4,519.00	\$0.00	\$0.00	100%	2%
2.4.3 Reg. Agency Materials Testing / Spec. Insp.	\$20,000												0%
2.4.4 Civic Design Review	\$9,264												0%
2.4.5 Disability Access Coordinator Review	\$20,000												0%

Job No: Neighborhood Fire Stations Portfolio  
 Project: 7424A New Pier and Fire Boat Station

Service/Task Description	APPROVED 3/29/2013	Task	Scope	Appropriation			Expenditures			Encumbrance	Balance	% Expenditures/ Appropriation	% Expenditures/ Budget
				Previous	Change +/-	Current	Previous	Current	Total				
								03/01-03/31/13					
<b>2.5 A/E/C SERVICES</b>	<b>\$3,189,835</b>			<b>\$84,817.00</b>	<b>\$0.00</b>	<b>\$84,817.00</b>	<b>\$77,006.00</b>	<b>\$346.00</b>	<b>\$77,352.00</b>	<b>\$0.00</b>	<b>\$7,465.00</b>	<b>0.911986984</b>	<b>2%</b>
<b>2.5.1 A/E Services</b>	<b>\$2,209,703</b>			<b>\$84,817.00</b>	<b>\$0.00</b>	<b>\$84,817.00</b>	<b>\$77,006.00</b>	<b>\$346.00</b>	<b>\$77,352.00</b>	<b>\$0.00</b>	<b>\$7,465.00</b>	<b>0.911986984</b>	<b>4%</b>
<b>2.5.1.1 Basic A/E Services</b>	<b>\$1,766,034</b>			<b>\$0.00</b>	<b>\$0.00</b>	<b>\$0.00</b>	<b>\$0.00</b>	<b>\$0.00</b>	<b>\$0.00</b>	<b>\$0.00</b>	<b>\$0.00</b>	<b>-</b>	<b>0%</b>
2.5.1.1.1 Basic A/E Design	\$1,530,563											-	0%
2.5.1.1.2 Basic A/E Construction Administration	\$235,471											-	0%
<b>2.5.1.2 Additional A/E Services</b>	<b>\$443,669</b>			<b>\$84,817.00</b>	<b>\$0.00</b>	<b>\$84,817.00</b>	<b>\$77,006.00</b>	<b>\$346.00</b>	<b>\$77,352.00</b>	<b>\$0.00</b>	<b>\$7,465.00</b>	<b>0.911986984</b>	<b>17%</b>
2.5.1.2.0 Misc./Other Additional A/E Services	\$21,669											-	0%
2.5.1.2.2 Project Development	\$30,000	11	DPW/Building Design & Construction (BDC)	\$74,817.00	\$0.00	\$74,817.00	\$74,817.00	\$0.00	\$74,817.00	\$0.00	\$0.00	100%	249%
2.5.1.2.4 Programming & Planning (pre-bond assessment)												-	-
2.5.1.2.6 Environmental Review (City)	\$43,500	12	DPW/Infrastructure Design & Construction (IDC)	\$10,000.00	\$0.00	\$10,000.00	\$2,189.00	\$346.00	\$2,535.00	\$0.00	\$7,465.00	25%	6%
2.5.1.2.6 Environmental Review (Consultant)	\$235,000											-	0%
2.5.1.2.6 Environmental Review (CSO Admin)	\$23,500											-	0%
2.5.1.2.8 Facility Assessments/Site & Utility Studies(pre-design)												-	-
2.5.1.2.10 Investigate Exist. Cond./ Measured Drawings	\$0											-	-
2.5.1.2.12 Structural Peer Review	\$20,000											-	0%
2.5.1.2.14 Civil Engineering	\$0											-	-
2.5.1.2.16 Landscape Architecture	\$20,000											-	0%
2.5.1.2.18 Preservation Consultant	\$0											-	-
2.5.1.2.20 Special Design/Documentation of Alternates	\$0											-	-
2.5.1.2.22 Furniture and Equipment Installation Admin.	\$0											-	-
2.5.1.2.24 Detailed Cost Estimates	\$30,000											-	0%
2.5.1.2.26 Extended Services; 60 Days After Subst. Compl.	\$0											-	-
2.5.1.2.28 Post-Construction Services / Warranty Work	\$20,000											-	0%
<b>2.5.2 Construction Management Services</b>	<b>\$860,132</b>			<b>\$0.00</b>	<b>\$0.00</b>	<b>\$0.00</b>	<b>\$0.00</b>	<b>\$0.00</b>	<b>\$0.00</b>	<b>\$0.00</b>	<b>\$0.00</b>	<b>-</b>	<b>0%</b>
<b>2.5.2.1 Basic CM Services</b>	<b>\$760,132</b>			<b>\$0.00</b>	<b>\$0.00</b>	<b>\$0.00</b>	<b>\$0.00</b>	<b>\$0.00</b>	<b>\$0.00</b>	<b>\$0.00</b>	<b>\$0.00</b>	<b>-</b>	<b>0%</b>
2.5.2.1.1 Construction Management	\$760,132											-	0%
2.5.2.1.2 Code Required Special Inspection	\$0											-	-
<b>2.5.2.2 Additional CM Services</b>	<b>\$100,000</b>			<b>\$0.00</b>	<b>\$0.00</b>	<b>\$0.00</b>	<b>\$0.00</b>	<b>\$0.00</b>	<b>\$0.00</b>	<b>\$0.00</b>	<b>\$0.00</b>	<b>-</b>	<b>0%</b>
2.5.2.2.0 CMSS	\$1,212,820											-	0%
2.5.2.2.0 CMSS (moved to 7430A)	(\$1,212,820)											-	0%
2.5.2.2.1 Constructibility Review	\$0											-	-
2.5.2.2.2 Building Commissioning	\$50,000											-	0%
2.5.2.2.3 Materials Testing and Inspection (Consultant)	\$225,000											-	0%
2.5.2.2.3 Materials Testing and Inspection (moved to 7430A)	(\$225,000)											-	0%
2.5.2.2.3 Materials Testing and Inspection (DPW/MTL)	\$50,000											-	0%
2.5.2.2.4 Haz. Mat. Spec's & Abatement Monitoring	\$0											-	-
2.5.2.2.5 Construction Inspector												-	-
2.5.2.2.6 Extended Services; 60 Days After Subst. Compl.	\$0											-	-
<b>2.5.3 Geotech., Surveys, and Data Collection</b>	<b>\$120,000</b>			<b>\$0.00</b>	<b>\$0.00</b>	<b>\$0.00</b>	<b>\$0.00</b>	<b>\$0.00</b>	<b>\$0.00</b>	<b>\$0.00</b>	<b>\$0.00</b>	<b>-</b>	<b>0%</b>
2.5.3.0 Misc./Other Data Collection												-	-
2.5.3.1.1 Geotechnical	\$30,000											-	-
2.5.3.1.2 Geotechnical (IDC)	\$30,000											-	-
2.5.3.1.3 Geotechnical (IDC CSO)	\$30,000											-	-
2.5.3.2 Surveys (BSM)	\$10,000											-	-
2.5.3.3 Hazardous Materials Assessments	\$20,000											-	-
3. SITE CONTROL	\$0											-	-
4. OTHER PROGRAM COSTS	\$0											-	-
5. FINANCE COSTS	\$0											-	-

**Job Order 7425A Medical/Equipment Logistics Center (CESER1FS25)**

**Current Expenditures:** This is a new job order and no activities have been identified.

**Current Allocations:** The allocation and job order reserve remained at \$100,000.

**Job Order 7433A Boat House Slab Repair (CFCBLDFD33/3CFPSLOC)**

**Budget:** the approved budget is **\$358,000**. The budget is comprised of two categories: **1. CONSTRUCTION, PURCHASE & INSTALLATION** for **\$192,554** and **2. PROJECT CONTROLS** for **\$165,446**. Funding is entirely from the Fire Facility Bond Funds. The job order reserve remained at \$20,370.

**Current Expenditures:** The expenditures increased by \$58.48 from \$265,931 to \$265,989 for the following tasks:

**2. PROJECT CONTROLS** expenditures increased by \$58.48 from \$149,883.52 to \$149,942.

- Task 13.d DPW/PCS expenditures increased by \$58.48 from \$202 to \$260.48 for prevailing wage monitoring services of Azul Works.



**Earthquake Safety and  
Emergency Response Bond Program**

**Monthly Status Report  
March 2013**

Job No: Neighborhood Fire Stations Portfolio  
Project: 7433A FS#35 Slab Repair

Service/Task Description	APPROVED 3/29/2013	Task	Task	Appropriation			Expenditures			Encumbrance	Balance	% Expenditures/ Appropriation	% Expenditures/ Budget
				Previous	Change +/-	Current	Previous	Current	Total				
<b>TOTAL PROGRAM BUDGET</b>	<b>\$358,000.00</b>			<b>343,000.00</b>	<b>-</b>	<b>\$343,000.00</b>	<b>\$265,930.52</b>	<b>\$58.48</b>	<b>\$265,989.00</b>	<b>\$42,781.00</b>	<b>\$34,230.00</b>	<b>78%</b>	<b>74%</b>
<b>1. CONSTRUCTION, PURCHASE, &amp; INSTALLATION</b>	<b>\$192,554.00</b>			<b>177,554.00</b>	<b>-</b>	<b>\$177,554.00</b>	<b>\$116,047.00</b>	<b>\$0.00</b>	<b>\$116,047.00</b>	<b>\$41,137.00</b>	<b>\$20,370.00</b>	<b>65%</b>	<b>60%</b>
<b>1.0 Misc./Other Construction</b>	<b>\$20,370.00</b>			<b>20,370.00</b>	<b>-</b>	<b>\$20,370.00</b>	<b>\$0.00</b>	<b>\$0.00</b>	<b>\$0.00</b>	<b>\$0.00</b>	<b>\$20,370.00</b>	<b>0%</b>	<b>0%</b>
1.0.1 Misc./Other Construction Contract Award Amount	\$20,370.00	99	Reserve	20,370.00	-	\$20,370.00	\$0.00	\$0.00	\$0.00	\$0.00	\$20,370.00	0%	0%
1.0.2 Misc./Other Construction Contingency													
<b>1.1 Principal Construction Contract</b>	<b>\$172,184.00</b>			<b>157,184.00</b>	<b>-</b>	<b>\$157,184.00</b>	<b>\$116,047.00</b>	<b>\$0.00</b>	<b>\$116,047.00</b>	<b>\$41,137.00</b>	<b>\$0.00</b>	<b>74%</b>	<b>67%</b>
<b>1.1.1 Contract Award Amount</b>	<b>\$172,184.00</b>			<b>157,184.00</b>	<b>-</b>	<b>\$157,184.00</b>	<b>\$116,047.00</b>	<b>\$0.00</b>	<b>\$116,047.00</b>	<b>\$41,137.00</b>	<b>\$0.00</b>	<b>74%</b>	<b>67%</b>
1.1.1 Contract Award Amount	\$172,184.00	40	AzulWorks	157,184.00	-	\$157,184.00	\$116,047.00	\$0.00	\$116,047.00	\$41,137.00	\$0.00	74%	67%
1.1.2 Construction Contingency													
<b>1.2 Art Enrichment</b>													
<b>1.3 Hazardous Materials Construction/Abatement</b>	<b>\$0.00</b>			<b>-</b>	<b>-</b>	<b>\$0.00</b>	<b>\$0.00</b>	<b>\$0.00</b>	<b>\$0.00</b>	<b>\$0.00</b>	<b>\$0.00</b>	<b>-</b>	<b>-</b>
<b>1.4 Temporary Relocation Construction</b>	<b>\$0.00</b>			<b>-</b>	<b>-</b>	<b>\$0.00</b>	<b>\$0.00</b>	<b>\$0.00</b>	<b>\$0.00</b>	<b>\$0.00</b>	<b>\$0.00</b>	<b>-</b>	<b>-</b>
<b>1.5 Furniture/Equipment/Telecommunications/Computers</b>													
<b>2. PROJECT CONTROL</b>	<b>\$165,446.00</b>			<b>165,446.00</b>	<b>-</b>	<b>\$165,446.00</b>	<b>\$149,883.52</b>	<b>\$58.48</b>	<b>\$149,942.00</b>	<b>\$1,644.00</b>	<b>\$13,860.00</b>	<b>91%</b>	<b>91%</b>
<b>2.1 CLIENT DEPARTMENT SERVICES</b>	<b>\$0.00</b>			<b>-</b>	<b>-</b>	<b>\$0.00</b>	<b>\$0.00</b>	<b>\$0.00</b>	<b>\$0.00</b>	<b>\$0.00</b>	<b>\$0.00</b>	<b>-</b>	<b>-</b>
<b>2.2 DPW PROJECT MANAGEMENT</b>	<b>\$0.00</b>			<b>-</b>	<b>-</b>	<b>\$0.00</b>	<b>\$0.00</b>	<b>\$0.00</b>	<b>\$0.00</b>	<b>\$0.00</b>	<b>\$0.00</b>	<b>-</b>	<b>-</b>
<b>2.3 CITY ADMINISTRATIVE SERVICES</b>	<b>\$1,572.00</b>			<b>1,572.00</b>	<b>-</b>	<b>\$1,572.00</b>	<b>\$1,222.00</b>	<b>\$0.00</b>	<b>\$1,222.00</b>	<b>\$0.00</b>	<b>\$350.00</b>	<b>78%</b>	<b>78%</b>
2.3.0 Misc./Other City Admin Services													
2.3.1 City Attorney													
2.3.2 Contract Preparation													
2.3.3 HRC, OLSE, & Prevailing Wage Monitoring	\$1,572.00	82	OLSE	1,572.00	-	\$1,572.00	\$1,222.00	\$0.00	\$1,222.00	\$0.00	\$350.00	78%	78%
2.3.4 Legal Notices													
2.3.5 Reproduction Services													
<b>2.4 REGULATORY AGENCY APPROVALS</b>	<b>\$4,392.00</b>			<b>4,392.00</b>	<b>-</b>	<b>\$4,392.00</b>	<b>\$4,392.00</b>	<b>\$0.00</b>	<b>\$4,392.00</b>	<b>\$0.00</b>	<b>\$0.00</b>	<b>100%</b>	<b>100%</b>
2.4.0 Misc./Other Reg. Agency Approvals													
2.4.1 DBI Plan Check and Permit													
Port Permit Fees	\$4,092.00	80	Port Permit Fees	4,092.00	-	\$4,092.00	\$4,092.00	\$0.00	\$4,092.00	\$0.00	\$0.00	100%	100%
BCDC Permit	\$300.00	81	BCDC Permit	300.00	-	\$300.00	\$300.00	\$0.00	\$300.00	\$0.00	\$0.00	100%	100%
2.4.2 Planning Department Fees	\$0.00												
2.4.3 Reg. Agency Materials Testing / Spec. Insp.	\$0.00												
2.4.4 Civic Design Review													
2.4.5 Disability Access Coordinator Review													

Service/Task Description	APPROVED 3/29/2013	Task	Task	Appropriation			Expenditures			Encumbrance	Balance	% Expenditures/ Appropriation	% Expenditures/ Budget
				Previous	Change +/-	Current	Previous	Current	Total				
								03/01-03/31/13					
<b>2.5 A/E/C SERVICES</b>	<b>\$159,482.00</b>			<b>159,482.00</b>	-	<b>\$159,482.00</b>	<b>\$144,269.52</b>	<b>\$58.48</b>	<b>\$144,328.00</b>	<b>\$1,644.00</b>	<b>\$13,510.00</b>	<b>90%</b>	<b>90%</b>
<b>2.5.1 A/E Services</b>	<b>\$123,064.00</b>			<b>123,064.00</b>	-	<b>\$123,064.00</b>	<b>\$117,231.00</b>	<b>\$0.00</b>	<b>\$117,231.00</b>	<b>\$0.00</b>	<b>\$5,833.00</b>	<b>95%</b>	<b>95%</b>
<b>2.5.1.1 Basic A/E Services</b>	<b>\$123,064.00</b>			<b>123,064.00</b>	-	<b>\$123,064.00</b>	<b>\$117,231.00</b>	<b>\$0.00</b>	<b>\$117,231.00</b>	<b>\$0.00</b>	<b>\$5,833.00</b>	<b>95%</b>	<b>95%</b>
<b>2.5.1.1.1 Basic A/E Design (AE2)</b>	<b>\$123,064.00</b>			<b>123,064.00</b>	-	<b>\$123,064.00</b>	<b>\$117,231.00</b>	<b>\$0.00</b>	<b>\$117,231.00</b>	<b>\$0.00</b>	<b>\$5,833.00</b>	<b>95%</b>	<b>95%</b>
2.5.1.1.1.1 Architectural	\$66,185.00	11	Building Design & Construction (BDC)	66,185.00	-	\$66,185.00	\$60,653.00	\$0.00	\$60,653.00	\$0.00	\$5,532.00	92%	92%
2.5.1.1.1.1 Structural	\$12,412.00	12	Infrastructure Design & Construction (IDC)	12,412.00	-	\$12,412.00	\$12,112.00	\$0.00	\$12,112.00	\$0.00	\$300.00	98%	98%
2.5.1.1.1.1 Design	\$44,467.00	37	PUC Pier 22 1/2 Fire Hydrant	44,467.00	-	\$44,467.00	\$44,466.00	\$0.00	\$44,466.00	\$0.00	\$1.00	100%	100%
<b>2.5.1.1.2 Basic A/E Construction Administration (AE3)</b>	<b>\$0.00</b>			-	-	<b>\$0.00</b>	<b>\$0.00</b>	<b>\$0.00</b>	<b>\$0.00</b>	<b>\$0.00</b>	<b>\$0.00</b>	-	-
<b>2.5.1.2 Additional A/E Services</b>	<b>\$0.00</b>			-	-	<b>\$0.00</b>	<b>\$0.00</b>	<b>\$0.00</b>	<b>\$0.00</b>	<b>\$0.00</b>	<b>\$0.00</b>	-	-
<b>2.5.2 Construction Management Services</b>	<b>\$36,418.00</b>			<b>36,418.00</b>	-	<b>\$36,418.00</b>	<b>\$27,038.52</b>	<b>\$58.48</b>	<b>\$27,097.00</b>	<b>\$1,644.00</b>	<b>\$7,677.00</b>	<b>74%</b>	<b>74%</b>
<b>2.5.2.1 Basic CM Services</b>	<b>\$9,999.00</b>			<b>9,999.00</b>	-	<b>\$9,999.00</b>	<b>\$6,962.66</b>	<b>\$0.00</b>	<b>\$6,962.66</b>	<b>\$0.00</b>	<b>\$3,036.34</b>	<b>70%</b>	<b>70%</b>
2.5.2.1.1 Construction Management	\$9,999.00	13.a	Construction Management (ALL, MAC)	9,999.00	-	\$9,999.00	\$6,962.66	\$0.00	\$6,962.66	\$0.00	\$3,036.34	70%	70%
2.5.2.1.2 Code Required Special Inspection	\$0.00			-	-	-	-	-	-	-	-	-	-
2.5.2.1.3 Certified Inspector				-	-	-	-	-	-	-	-	-	-
2.5.2.1.4 BCM/SAR Overhead for Certified Inspector				-	-	-	-	-	-	-	-	-	-
2.5.2.1.5 MTL Overhead for Certified Inspector				-	-	-	-	-	-	-	-	-	-
<b>2.5.2.2 Additional CM Services</b>	<b>\$26,419.00</b>			<b>26,419.00</b>	-	<b>\$26,419.00</b>	<b>\$20,075.86</b>	<b>\$58.48</b>	<b>\$20,134.34</b>	<b>\$1,644.00</b>	<b>\$4,640.66</b>	<b>76%</b>	<b>76%</b>
2.5.2.2.0 Misc./Other Additional CM Services				-	-	-	-	-	-	-	-	-	-
2.5.2.2.1 Constructibility Review				-	-	-	-	-	-	-	-	-	-
2.5.2.2.2 Building Commissioning				-	-	-	-	-	-	-	-	-	-
2.5.2.2.3 Materials Testing and Inspection (Consultant)	\$3,913.00	51	Inspection	3,913.00	-	\$3,913.00	\$2,269.00	\$0.00	\$2,269.00	\$1,644.00	\$0.00	58%	58%
2.5.2.2.3 Materials Testing and Inspection (DPW/MTL)	\$2,858.00	13.e	Testing Lab	2,858.00	-	\$2,858.00	\$2,453.86	\$0.00	\$2,453.86	\$0.00	\$404.14	86%	86%
2.5.2.2.3 CSO Admin.				-	-	-	-	-	-	-	-	-	-
2.5.2.2.4 Haz. Mat. Spec's & Abatement Monitoring				-	-	-	-	-	-	-	-	-	-
2.5.2.2.4 CSO ADMIN				-	-	-	-	-	-	-	-	-	-
<b>2.5.2.2.5 JOC Administration (9.55%)</b>	<b>\$15,011.00</b>			<b>15,011.00</b>	-	<b>\$15,011.00</b>	<b>\$12,769.00</b>	<b>\$0.00</b>	<b>\$12,769.00</b>	<b>\$0.00</b>	<b>\$2,242.00</b>	<b>85%</b>	<b>85%</b>
JOC LABOR (Azul Works)	\$15,011.00	13.b	Job Order Contract (JOC)	15,011.00	-	\$15,011.00	\$12,769.00	\$0.00	\$12,769.00	\$0.00	\$2,242.00	85%	85%
<b>2.5.2.2.6 JOC Administration (1%)</b>	<b>\$1,572.00</b>			<b>1,572.00</b>	-	<b>\$1,572.00</b>	<b>\$202.00</b>	<b>\$58.48</b>	<b>\$260.48</b>	<b>\$0.00</b>	<b>\$1,311.52</b>	<b>17%</b>	<b>17%</b>
Prevailing Wage (Azul Works)	\$351.00	13.c	Prevailing Wage Review (MCO)	351.00	-	\$351.00	\$202.00	\$0.00	\$202.00	\$0.00	\$149.00	58%	58%
Prevailing Wage (Azul Works)	\$1,221.00	13.d	DPW/Project Controls Systems (PCS)	1,221.00	-	\$1,221.00	\$0.00	\$58.48	\$58.48	\$0.00	\$1,162.52	5%	5%
<b>2.5.2.2.7 JOC PROGRAM SERVICE CONSULTANT (1.99%)</b>	<b>\$3,065.00</b>			<b>3,065.00</b>	-	<b>\$3,065.00</b>	<b>\$2,382.00</b>	<b>\$0.00</b>	<b>\$2,382.00</b>	<b>\$0.00</b>	<b>\$683.00</b>	<b>78%</b>	<b>78%</b>
Azul Works	\$3,065.00	50	Gordian Group	3,065.00	-	\$3,065.00	\$2,382.00	\$0.00	\$2,382.00	\$0.00	\$683.00	78%	78%
2.5.2.2.8 Extended Services; 60 Days After Subst. Compl.	\$0.00			-	-	-	-	-	-	-	-	-	-
<b>2.5.3 Geotech., Surveys, and Data Collection</b>	<b>\$0.00</b>			-	-	-	-	-	-	-	-	-	-
<b>3. SITE CONTROL</b>	<b>\$0.00</b>			-	-	-	-	-	-	-	-	-	-
<b>4. OTHER PROGRAM COSTS</b>	<b>\$0.00</b>			-	-	-	-	-	-	-	-	-	-
<b>5. FINANCE COSTS</b>	<b>\$0.00</b>			-	-	-	-	-	-	-	-	-	-

**Job Order 7444A FS#1 FF&E (CFCBLDFD33)**

**Budget:** the approved budget is **\$722,000**. The budget is comprised of two categories:  
**1. CONSTRUCTION, PURCHASE & INSTALLATION** for **\$514,400** and **2. PROJECT CONTROLS** for **\$207,600**.

**Appropriation:** The current allocation is \$721,977 and it funded is entirely from the Fire Facility Bond Funds. The job order reserve remained at \$93,726.

**Current Expenditures:** Expenditures increased by \$78,779 from \$422,213 to \$500,992 as follows:

**1. CONSTRUCTION, PURCHASE & INSTALLATION** expenditures increased by \$71,179 from \$422,213 to \$493,392 as follows:

- Task 15 DPW/BBR expenditures posted for the first time totaling \$64,685 for installation of cabinets and painting services.
- Task 75 DPW/BBR expenditures increased by \$6,494 from \$236 to \$6,730 for materials related to the above task.
- Task 12 DPW/IDC estimated expenditures totaling \$7,600 for Disability Access Coordination services.

**Earthquake Safety and  
Emergency Response Bond Program**

**Monthly Status Report  
March 2013**

Job No: Fire Station No 1 Furniture Fixtures & Equipment  
Project: 7444A FS#1 FF&E

Service/Task Description	APPROVED 3/29/2013	Task	Provider	Appropriation			Expenditures			Encumbrance	Balance	% Expenditures/ Appropriation	% Expenditures/ Budget
				Previous	Change +/-	Current	Previous	Current 03/01-03/31/13	Total				
<b>TOTAL PROGRAM BUDGET</b>	<b>\$722,000.00</b>			<b>721,977.00</b>	<b>-</b>	<b>\$721,977.00</b>	<b>\$422,213.00</b>	<b>\$78,779.00</b>	<b>\$500,992.00</b>	<b>\$0.00</b>	<b>\$155,229.00</b>	<b>69%</b>	<b>69%</b>
<b>1. CONSTRUCTION, PURCHASE, &amp; INSTALLATION</b>	<b>\$514,400.00</b>			<b>521,977.00</b>	<b>-</b>	<b>\$521,977.00</b>	<b>\$422,213.00</b>	<b>\$71,179.00</b>	<b>\$493,392.00</b>	<b>\$0.00</b>	<b>(\$44,771.00)</b>	<b>95%</b>	<b>96%</b>
<b>1.0 Misc./Other Construction</b>	<b>\$21,008.00</b>			<b>93,726.00</b>	<b>-</b>	<b>\$93,726.00</b>	<b>\$0.00</b>	<b>\$0.00</b>	<b>\$0.00</b>	<b>\$0.00</b>	<b>\$20,370.00</b>	<b>0%</b>	<b>0%</b>
1.0.1 Misc./Other Construction Contract Award Amount	\$21,008.00	99	Reserve	93,726.00	\$0.00	\$93,726.00	\$0.00	\$0.00	\$0.00	\$0.00	\$20,370.00	0%	0%
1.0.2 Misc./Other Construction Contingency													
<b>1.1 Principal Construction Contract</b>	<b>\$493,392.00</b>			<b>428,251.00</b>	<b>-</b>	<b>\$428,251.00</b>	<b>\$422,213.00</b>	<b>\$71,179.00</b>	<b>\$493,392.00</b>	<b>\$0.00</b>	<b>(\$65,141.00)</b>	<b>115%</b>	<b>100%</b>
<b>1.1.1 Contract Award Amount</b>	<b>\$493,392.00</b>			<b>428,251.00</b>	<b>-</b>	<b>\$428,251.00</b>	<b>\$422,213.00</b>	<b>\$71,179.00</b>	<b>\$493,392.00</b>	<b>\$0.00</b>	<b>(\$65,141.00)</b>	<b>115%</b>	<b>100%</b>
1.1.1 Contract Award Amount	\$421,977.00	20	Real Estate/Webcor	421,977.00	-	\$421,977.00	\$421,977.00	\$0.00	\$421,977.00	\$0.00	\$0.00	100%	100%
1.1.1 Contract Award Amount (labor)	\$64,685.00	15	DPW/Bureau of Building Inspection	4,324.00	\$0.00	\$4,324.00	\$0.00	\$64,685.00	\$64,685.00	\$0.00	(\$60,361.00)	1496%	100%
1.1.1 Contract Award Amount (non-labor)	\$6,730.00	75	DPW/Bureau of Building Inspection	1,950.00	\$0.00	\$1,950.00	\$236.00	\$6,494.00	\$6,730.00	\$0.00	(\$4,780.00)	345%	100%
1.1.2 Construction Contingency													
<b>1.2 Art Enrichment</b>													
<b>1.3 Hazardous Materials Construction/Abatement</b>	<b>\$0.00</b>			<b>-</b>	<b>-</b>	<b>\$0.00</b>	<b>\$0.00</b>	<b>\$0.00</b>	<b>\$0.00</b>	<b>\$0.00</b>	<b>\$0.00</b>	<b>-</b>	<b>-</b>
<b>1.4 Temporary Relocation Construction</b>	<b>\$0.00</b>			<b>-</b>	<b>-</b>	<b>\$0.00</b>	<b>\$0.00</b>	<b>\$0.00</b>	<b>\$0.00</b>	<b>\$0.00</b>	<b>\$0.00</b>	<b>-</b>	<b>-</b>
<b>1.5 Furniture/Equipment/Telecommunications/Computers</b>													
<b>2. PROJECT CONTROL</b>	<b>\$207,600.00</b>			<b>200,000.00</b>	<b>-</b>	<b>\$200,000.00</b>	<b>\$0.00</b>	<b>\$7,600.00</b>	<b>\$7,600.00</b>	<b>\$0.00</b>	<b>\$200,000.00</b>	<b>4%</b>	<b>4%</b>
<b>2.1 CLIENT DEPARTMENT SERVICES</b>	<b>\$200,000.00</b>			<b>200,000.00</b>	<b>-</b>	<b>\$200,000.00</b>	<b>\$0.00</b>	<b>\$0.00</b>	<b>\$0.00</b>	<b>\$0.00</b>	<b>\$200,000.00</b>	<b>0%</b>	<b>0%</b>
2.1.0 Misc./Other Client Department Services													
2.1.1 Client Project Manager	\$200,000.00			200,000.00	\$0.00	\$200,000.00	\$0.00	\$0.00	\$0.00	\$0.00	\$200,000.00	0%	0%
<b>2.2 DPW PROJECT MANAGEMENT</b>	<b>\$0.00</b>			<b>-</b>	<b>-</b>	<b>\$0.00</b>	<b>\$0.00</b>	<b>\$0.00</b>	<b>\$0.00</b>	<b>\$0.00</b>	<b>\$0.00</b>	<b>-</b>	<b>-</b>
<b>2.3 CITY ADMINISTRATIVE SERVICES</b>	<b>\$0.00</b>			<b>-</b>	<b>-</b>	<b>\$0.00</b>	<b>\$0.00</b>	<b>\$0.00</b>	<b>\$0.00</b>	<b>\$0.00</b>	<b>\$0.00</b>	<b>-</b>	<b>-</b>
<b>2.4 REGULATORY AGENCY APPROVALS</b>	<b>\$7,600.00</b>			<b>-</b>	<b>-</b>	<b>\$0.00</b>	<b>\$0.00</b>	<b>\$7,600.00</b>	<b>\$7,600.00</b>	<b>\$0.00</b>	<b>\$0.00</b>	<b>-</b>	<b>100%</b>
2.4.0 Misc./Other Reg. Agency Approvals													
2.4.1 DBI Plan Check and Permit													
Port Permit Fees								\$0.00		\$0.00	\$0.00		
BCDC Permit								\$0.00		\$0.00	\$0.00		
2.4.2 Planning Department Fees	\$0.00												
2.4.3 Reg. Agency Materials Testing / Spec. Insp.	\$0.00												
2.4.4 Civic Design Review													
2.4.5 Disability Access Coordinator Review	\$7,600.00	12	DPW/Infrastructure Design Construction (IDC)	-	\$7,600.00	\$7,600.00	\$0.00	\$7,600.00	\$7,600.00	\$0.00	\$0.00	100%	100%
<b>2.5 A/E/C SERVICES</b>	<b>\$0.00</b>			<b>-</b>	<b>-</b>	<b>\$0.00</b>	<b>\$0.00</b>	<b>\$0.00</b>	<b>\$0.00</b>	<b>\$0.00</b>	<b>\$0.00</b>	<b>-</b>	<b>-</b>
<b>2.5.1 A/E Services</b>	<b>\$0.00</b>			<b>-</b>	<b>-</b>	<b>\$0.00</b>	<b>\$0.00</b>	<b>\$0.00</b>	<b>\$0.00</b>	<b>\$0.00</b>	<b>\$0.00</b>	<b>-</b>	<b>-</b>
<b>2.5.1.1 Basic A/E Services</b>	<b>\$0.00</b>			<b>-</b>	<b>-</b>	<b>\$0.00</b>	<b>\$0.00</b>	<b>\$0.00</b>	<b>\$0.00</b>	<b>\$0.00</b>	<b>\$0.00</b>	<b>-</b>	<b>-</b>
<b>2.5.1.2 Additional A/E Services</b>	<b>\$0.00</b>			<b>-</b>	<b>-</b>	<b>\$0.00</b>	<b>\$0.00</b>	<b>\$0.00</b>	<b>\$0.00</b>	<b>\$0.00</b>	<b>\$0.00</b>	<b>-</b>	<b>-</b>
<b>2.5.2 Construction Management Services</b>	<b>\$0.00</b>			<b>-</b>	<b>-</b>	<b>\$0.00</b>	<b>\$0.00</b>	<b>\$0.00</b>	<b>\$0.00</b>	<b>\$0.00</b>	<b>\$0.00</b>	<b>-</b>	<b>-</b>
<b>2.5.2.1 Basic CM Services</b>	<b>\$0.00</b>			<b>-</b>	<b>-</b>	<b>\$0.00</b>	<b>\$0.00</b>	<b>\$0.00</b>	<b>\$0.00</b>	<b>\$0.00</b>	<b>\$0.00</b>	<b>-</b>	<b>-</b>
<b>2.5.2.2 Additional CM Services</b>	<b>\$0.00</b>			<b>-</b>	<b>-</b>	<b>\$0.00</b>	<b>\$0.00</b>	<b>\$0.00</b>	<b>\$0.00</b>	<b>\$0.00</b>	<b>\$0.00</b>	<b>-</b>	<b>-</b>
<b>2.5.3 Geotech., Surveys, and Data Collection</b>	<b>\$0.00</b>			<b>-</b>	<b>-</b>	<b>\$0.00</b>	<b>\$0.00</b>	<b>\$0.00</b>	<b>\$0.00</b>	<b>\$0.00</b>	<b>\$0.00</b>	<b>-</b>	<b>-</b>
<b>3. SITE CONTROL</b>	<b>\$0.00</b>												
<b>4. OTHER PROGRAM COSTS</b>	<b>\$0.00</b>												
<b>5. FINANCE COSTS</b>	<b>\$0.00</b>												

**Job Order 7420A Pre-Bond Programming & Development and  
Job Order 7430A NFS Component Project Controls (CESER1FS30)**

**Budget:** The approved budget is \$11,217,709. The tasks covered under this job order are for costs that apply across all projects, and therefore, are being tracked separately for accounting purposes. The costs include SFFD representative, DPW/Project Management, Construction Management Support Services (CMSS) provided by Jacobs/Saylor, Code Required Special Inspection, Pre-Bond costs, and pre-design services. These costs were prorated across each project for budget development purposes but it was then deducted to fund this job order. Refer to Table A in the next page.

**Appropriation:** The allocation is \$6,958,965. The job order reserve was reduced by \$830,343 from \$1,787,124 to \$956,781 to fund the following tasks:

- Task 11 DPW/Project Management the budget allocation increased by \$822,066 from \$1,125,914 to \$1,947,980 for Calendar 2013 labor costs.
- Task 13a DPW/IDC budget allocation increased by \$5,060 from \$36,644 to \$41,704 for contract preparation related to Roofing Projects.
- Task 11 DPW/BDC budget increased by \$1,344 from \$148,430 to 4149,764 to reflect actual expenditures during the pre-design phase.
- Task 11 DPW/DBC budget increased by \$1,851 from \$61,842 to \$63,693 to reflect actual expenditures for ELC Study services.

**Expenditures:** Increased by \$114,422 from \$3,939,785 to \$4,054,207 for the following services:

- Task 21 SFFD Representative - expenditures increased by \$2,589 from \$30,513 to \$433,102.
- Task 11 DPW/Project Management expenditures increased by \$55,633 from \$1,164,149 to \$1,219,782.
- Task 12a DPW/IDC expenditures increased by \$1,075 from \$10,336 to \$11,411 for disability access coordination services related to FS#1. These costs will be abated to 7444A.
- Task 51 Paulett Taggert – expenditures increased by \$748 from \$34,951 to \$35,699 for historic preservation services.
- Task 55 ESERPGRM JV (Jacobs/Saylor) – expenditures increased by \$54,377 from \$521,156 to \$575,533.

**Earthquake Safety and  
Emergency Response Bond Program**

**Monthly Status Report  
March 2013**

**Table A – Prorated Costs Applied to Each Project**

Focused Scope	Budget	SFFD Rep	DPW Mgmt.	CMSS	Testing	Pre-Bond	Pre-Design	Subtotal	Revised Budget
7431A Roofing	5,109,248	280,004	359,659	271,214		88,756	72,675	1,072,308	6,181,556
7432A Showers	1,472,581	60,663	77,920	58,758		24,620	20,159	242,120	1,714,702
7434A Windows	1,211,563	46,050	46,050	44,604		19,878	16,276	172,858	1,384,421
7435A Mechanical	724,162	35,296	45,336	34,188		12,369	10,128	137,318	861,479
7436A Exterior Envelope	1,500,009	64,649	83,040	24,304		24,651	20,185	216,828	1,716,837
7437A Generators	2,398,588	147,841	189,899	143,200		42,453	34,762	558,155	2,956,744
7438A FS#44	1,567,265	49,967	64,182	48,399		25,503	20,882	208,933	1,776,199
7439A Misc Scope	124,424	0	0	0		1,834	1,502	3,336	127,760
	14,107,841	684,470	866,086	624,667	0	240,064	196,571	2,611,857	16,719,698
									0
Station 36	4,798,218	175,720	234,676	218,185		80,008	65,513	774,102	5,572,320
Station 5	13,838,757	381,484	617,766	603,080	130,000	229,567	187,976	2,149,873	15,988,630
Station 16	8,841,656	256,340	480,652	447,119	95,000	149,212	122,179	1,550,503	10,392,158
Station 35	17,144,859	562,734	1,554,586	1,212,820	225,000	305,184	249,892	4,110,217	21,255,076
Station 9	200,000					2,949	2,414	5,363	205,363
ELC	589,000					8,684	7,110	15,794	604,794
									0
Total	59,520,330	2,060,749	3,753,766	3,105,871	450,000	1,015,668	831,655	11,217,709	70,738,039
COI									1,100,000
Station 35 Slab Repair									358,000
Station 1 FF&E									722,000
Reserve									453,961
Total									73,372,000

**Earthquake Safety and  
Emergency Response Bond Program**

**Monthly Status Report  
March 2013**

Job No: Neighborhood Fire Stations Component Mgmt.  
Project: 7420A & 7430A

Service/Task Description	APPROVED 3/29/2013	Task	Scope	Appropriation			Expenditures			Encumbrance	Balance	% Expenditures/ Appropriation	% Expenditures/ Budget
				Previous	Change +/-	Current	Previous	Current	Total				
								03/01-03/31/13					
<b>TOTAL PROGRAM BUDGET</b>	<b>\$11,217,709</b>			<b>\$6,958,965.00</b>	<b>\$0.00</b>	<b>\$6,958,965.00</b>	<b>\$3,939,785.00</b>	<b>\$114,422.00</b>	<b>\$4,054,207.00</b>	<b>\$835,555.00</b>	<b>\$2,069,203.00</b>	<b>58%</b>	<b>7%</b>
<b>1. CONSTRUCTION, PURCHASE, &amp; INSTALLATION</b>	<b>\$0</b>			<b>\$1,787,124.00</b>	<b>(\$830,343.00)</b>	<b>\$956,781.00</b>	<b>\$0.00</b>	<b>\$0.00</b>	<b>\$0.00</b>	<b>\$0.00</b>	<b>\$956,781.00</b>	<b>0%</b>	<b>-</b>
<b>1.0 Misc./Other Construction</b>	<b>\$0</b>			<b>\$1,787,124.00</b>	<b>(\$830,343.00)</b>	<b>\$956,781.00</b>	<b>\$0.00</b>	<b>\$0.00</b>	<b>\$0.00</b>	<b>\$0.00</b>	<b>\$956,781.00</b>	<b>0%</b>	<b>-</b>
1.0.1 Misc./Other Construction Contract Award Amount		99	Reserve	\$1,787,124.00	(\$830,343.00)	\$956,781.00	\$0.00	\$0.00	\$0.00	\$0.00	\$956,781.00	0%	-
1.0.2 Misc./Other Construction Contingency												-	-
<b>1.1 Principal Construction Contract</b>	<b>\$0</b>			<b>\$0.00</b>	<b>\$0.00</b>	<b>\$0.00</b>	<b>\$0.00</b>	<b>\$0.00</b>	<b>\$0.00</b>	<b>\$0.00</b>	<b>\$0.00</b>	<b>-</b>	<b>-</b>
1.1.1 Contract Award Amount												-	-
1.1.2 Construction Contingency	\$0											-	-
<b>1.2 Art Enrichment</b>												-	-
<b>1.3 Hazardous Materials Construction/Abatement</b>	<b>\$0</b>			<b>\$0.00</b>	<b>\$0.00</b>	<b>\$0.00</b>	<b>\$0.00</b>	<b>\$0.00</b>	<b>\$0.00</b>	<b>\$0.00</b>	<b>\$0.00</b>	<b>-</b>	<b>-</b>
1.3.1 Haz. Mat. Contract Award Amount	\$0											-	-
1.3.1.1 Haz. Mat. SAR	\$0											-	-
1.3.1.2 Haz. Mat. Monitoring (Millennium)	\$0											-	-
1.3.1.3 Haz. Mat. Abatement (Contract)	\$0											-	-
1.3.2 Haz. Mat. Construction Contingency	\$0											-	-
<b>1.4 Temporary Relocation Construction</b>	<b>\$0</b>			<b>\$0.00</b>	<b>\$0.00</b>	<b>\$0.00</b>	<b>\$0.00</b>	<b>\$0.00</b>	<b>\$0.00</b>	<b>\$0.00</b>	<b>\$0.00</b>	<b>-</b>	<b>-</b>
1.4.1 Relocation Contract Award Amount												-	-
1.4.2 Relocation Construction Contingency												-	-
<b>1.5 Furniture/Equipment/Telecommunications/Computers</b>												-	-
<b>2. PROJECT CONTROL</b>	<b>\$11,217,709</b>			<b>\$5,171,841.00</b>	<b>\$830,343.00</b>	<b>\$6,002,184.00</b>	<b>\$3,939,785.00</b>	<b>\$114,422.00</b>	<b>\$4,054,207.00</b>	<b>\$835,555.00</b>	<b>\$1,112,422.00</b>	<b>68%</b>	<b>7%</b>
<b>2.1 CLIENT DEPARTMENT SERVICES</b>	<b>\$2,060,748</b>			<b>\$785,722.00</b>	<b>\$0.00</b>	<b>\$785,722.00</b>	<b>\$430,513.00</b>	<b>\$2,589.00</b>	<b>\$433,102.00</b>	<b>\$0.00</b>	<b>\$352,620.00</b>	<b>55%</b>	<b>0%</b>
2.1.0 Misc./Other Client Department Services												-	-
2.1.1 Client Project Manager	\$2,060,748	21	SFFD Representative	\$785,722.00	\$0.00	\$785,722.00	\$430,513.00	\$2,589.00	\$433,102.00	\$0.00	\$352,620.00	55%	0%
<b>2.2 DPW PROJECT MANAGEMENT</b>	<b>\$4,765,820</b>			<b>\$2,176,083.00</b>	<b>\$822,098.00</b>	<b>\$2,998,181.00</b>	<b>\$2,213,995.00</b>	<b>\$55,633.00</b>	<b>\$2,269,628.00</b>	<b>\$0.00</b>	<b>\$728,553.00</b>	<b>76%</b>	<b>0%</b>
2.2.0 Misc./Other Project Management	\$10,000	80	Misc. Charges	\$500.00	\$0.00	\$500.00	\$145.00	\$0.00	\$145.00	\$0.00	\$355.00	29%	0%
2.2.1 Project Management (PM1 & PM2)	\$3,706,151	11	DPW/Project Management	\$1,125,914.00	\$822,066.00	\$1,947,980.00	\$1,164,149.00	\$55,633.00	\$1,219,782.00	\$0.00	\$728,198.00	63%	0%
2.2.1 Project Management (ECP/CPS)	\$11,924	12c	DPW/Infrastructure Design Construction (IDC)	\$11,924.00	\$0.00	\$11,924.00	\$11,924.00	\$0.00	\$11,924.00	\$0.00	\$0.00	100%	0%
2.2.1 Project Management (ECP/CPS)	\$22,076	13b	DPW/Infrastructure Design Construction (IDC)	\$22,076.00	\$32.00	\$22,108.00	\$22,108.00	\$0.00	\$22,108.00	\$0.00	\$0.00	100%	0%
2.2.2 Planning and Control (7420A Pre-Bond )	\$1,015,669			\$1,015,669.00	\$0.00	\$1,015,669.00	\$1,015,669.00	\$0.00	\$1,015,669.00	\$0.00	\$0.00	100%	0%
2.2.3 Public Information	\$0											-	-
<b>2.3 CITY ADMINISTRATIVE SERVICES</b>	<b>\$41,712</b>			<b>\$116,644.00</b>	<b>\$5,060.00</b>	<b>\$121,704.00</b>	<b>\$56,109.20</b>	<b>\$0.00</b>	<b>\$56,109.20</b>	<b>\$7,001.00</b>	<b>\$58,593.80</b>	<b>46%</b>	<b>17%</b>
2.3.0 Misc./Other City Admin Services												-	-
2.3.1 City Attorney		30	City Attorney	\$50,000.00	\$0.00	\$50,000.00	\$5,295.00	\$0.00	\$5,295.00		\$44,705.00	11%	-
2.3.2 Contract Preparation	\$41,712	13a	DPW/Infrastructure Design Construction (IDC)	\$36,644.00	\$5,060.00	\$41,704.00	\$42,380.20	\$0.00	\$42,380.20	\$0.00	(\$676.20)	102%	0%
2.3.3 HRC, OLSE, & Prevailing Wage Monitoring	\$0											-	-
2.3.4 Legal Notices		81	Advertisement	\$20,000.00	\$0.00	\$20,000.00	\$4,753.00	\$0.00	\$4,753.00	\$0.00	\$15,247.00	24%	-
2.3.5 Reproduction Services		RP	Reproduction Services	\$10,000.00	\$0.00	\$10,000.00	\$3,681.00	\$0.00	\$3,681.00	\$7,001.00	(\$682.00)	37%	-
<b>2.4 REGULATORY AGENCY APPROVALS</b>	<b>\$3,614</b>			<b>\$14,192.00</b>	<b>\$0.00</b>	<b>\$14,192.00</b>	<b>\$16,028.00</b>	<b>\$1,075.00</b>	<b>\$17,103.00</b>	<b>\$0.00</b>	<b>(\$2,911.00)</b>	<b>121%</b>	<b>0%</b>
2.4.0 Misc./Other Reg. Agency Approvals	\$0											-	-
2.4.1 DBI Plan Check and Permit	\$0											-	-
2.4.2 Planning Department Fees	\$0	29	Planning Department	\$5,692.00	\$0.00	\$5,692.00	\$5,692.00	\$0.00	\$5,692.00	\$0.00	\$0.00	100%	-
2.4.3 Reg. Agency Materials Testing / Spec. Insp.	\$0											-	-
2.4.4 Civic Design Review	\$0											-	-
2.4.5 Disability Access Coordinator Review	\$3,614	12a	DPW/Infrastructure Design Construction (IDC)	\$8,500.00	\$0.00	\$8,500.00	\$10,336.00	\$1,075.00	\$11,411.00	\$0.00	(\$2,911.00)	134%	0%

Green font denotes pre-design services

Job No: Neighborhood Fire Stations Component Mgmt.

Project: 7420A & 7430A

Service/Task Description	APPROVED 3/29/2013	Task	Scope	Appropriation			Expenditures			Encumbrance	Balance	% Expenditures/ Appropriation	% Expenditures/ Budget
				Previous	Change +/-	Current	Previous	Current 03/01-03/31/13	Total				
<b>2.5 A/E/C SERVICES</b>	<b>\$4,345,815</b>			<b>\$2,079,200.00</b>	<b>\$3,185.00</b>	<b>\$2,082,385.00</b>	<b>\$1,223,139.80</b>	<b>\$55,125.00</b>	<b>\$1,278,264.80</b>	<b>\$828,554.00</b>	<b>(\$24,433.80)</b>	<b>61%</b>	<b>19%</b>
<b>2.5.1 A/E Services</b>	<b>\$613,891</b>			<b>\$582,224.00</b>	<b>\$3,185.00</b>	<b>\$585,409.00</b>	<b>\$545,743.00</b>	<b>\$748.00</b>	<b>\$546,491.00</b>	<b>\$67,401.00</b>	<b>(\$28,483.00)</b>	<b>93%</b>	<b>11%</b>
<b>2.5.1.1 Basic A/E Services</b>	<b>\$408,563</b>			<b>\$377,272.00</b>	<b>\$3,185.00</b>	<b>\$380,457.00</b>	<b>\$408,563.00</b>	<b>\$0.00</b>	<b>\$408,563.00</b>	<b>\$0.00</b>	<b>(\$28,106.00)</b>	<b>107%</b>	<b>0%</b>
Pre-Design Phase	149,764	11	DPW/Building Design Construction (BDC)	\$148,430.00	\$1,334.00	\$149,764.00	\$149,764.00	\$0.00	\$149,764.00	\$0.00	\$0.00	100%	0%
ELC Study	63,693	11	DPW/Building Design Construction (BDC)	\$61,842.00	\$1,851.00	\$63,693.00	\$63,693.00	\$0.00	\$63,693.00	\$0.00	\$0.00	100%	0%
Electrical Pre-Design Services	39,662	12e	DPW/Infrastructure Design Construction (IDC)	\$50,100.00	\$0.00	\$50,100.00	\$39,662.00	\$0.00	\$39,662.00	\$0.00	\$10,438.00	79%	0%
Mechanical Pre-Design Services	71,798	12f	DPW/Infrastructure Design Construction (IDC)	\$50,100.00	\$0.00	\$50,100.00	\$71,798.00	\$0.00	\$71,798.00	\$0.00	(\$21,698.00)	143%	0%
Structural Pre-Design Services	83,646	12h	DPW/Infrastructure Design Construction (IDC)	\$66,800.00	\$0.00	\$66,800.00	\$83,646.00	\$0.00	\$83,646.00	\$0.00	(\$16,846.00)	125%	0%
2.5.1.1.2 Basic A/E Construction Administration	\$0												
<b>2.5.1.2 Additional A/E Services</b>	<b>\$205,328</b>			<b>\$204,952.00</b>	<b>\$0.00</b>	<b>\$204,952.00</b>	<b>\$137,180.00</b>	<b>\$748.00</b>	<b>\$137,928.00</b>	<b>\$67,401.00</b>	<b>(\$377.00)</b>	<b>67%</b>	<b>33%</b>
2.5.1.2.0 Misc./Other Additional A/E Services	\$0												
2.5.1.2.2 Project Development													
2.5.1.2.4 Programming & Planning	\$37,766	53	Creegan+D'Angelo - Programming	\$37,767.00	\$0.00	\$37,767.00	\$37,766.00	\$0.00	\$37,766.00	\$0.00	\$1.00	100%	0%
2.5.1.2.4 Programming & Planning CSO Administration (CPS/PMX)	\$19,438	12bd	DPW/Infrastructure Design Construction (IDC)	\$19,061.00	\$0.00	\$19,061.00	\$19,439.00	\$0.00	\$19,439.00	\$0.00	(\$378.00)	102%	0%
2.5.1.2.6 Environmental Review (EPM/PM1)	\$34,714	12g	DPW/Infrastructure Design Construction (IDC)	\$34,714.00	\$0.00	\$34,714.00	\$34,714.00	\$0.00	\$34,714.00	\$0.00	\$0.00	100%	0%
2.5.1.2.8 Facility Assessments / Site and Utility Studies													
2.5.1.2.10 Investigate Exist. Cond./ Measured Drawings	\$0												
2.5.1.2.12 Structural Peer Review	\$0												
2.5.1.2.14 Civil Engineering													
2.5.1.2.16 Landscape Architecture													
2.5.1.2.18 Preservation Consultant	\$103,100	51	Paulett Taggart - Historic Preservation	\$103,100.00	\$0.00	\$103,100.00	\$34,951.00	\$748.00	\$35,699.00	\$67,401.00	\$0.00	35%	65%
2.5.1.2.18A Preservation Consultant CSO Admin	\$10,310	11	DPW/Building Design Construction (BDC)	\$10,310.00	\$0.00	\$10,310.00	\$10,310.00	\$0.00	\$10,310.00	\$0.00	\$0.00	100%	0%
2.5.1.2.20 Special Design/Documentation of Alternates													
2.5.1.2.22 Furniture and Equipment Installation Admin.													
2.5.1.2.24 Detailed Cost Estimates													
2.5.1.2.26 Extended Services; 60 Days After Subst. Compl.													
2.5.1.2.28 Post-Construction Services / Warranty Work	\$0												
<b>2.5.2 Construction Management Services</b>	<b>\$3,555,871</b>			<b>\$1,320,925.00</b>	<b>\$0.00</b>	<b>\$1,320,925.00</b>	<b>\$521,156.00</b>	<b>\$54,377.00</b>	<b>\$575,533.00</b>	<b>\$741,423.00</b>	<b>\$3,969.00</b>	<b>44%</b>	<b>21%</b>
<b>2.5.2.1 Basic CM Services</b>	<b>\$3,555,871</b>			<b>\$1,320,925.00</b>	<b>\$0.00</b>	<b>\$1,320,925.00</b>	<b>\$521,156.00</b>	<b>\$54,377.00</b>	<b>\$575,533.00</b>	<b>\$741,423.00</b>	<b>\$3,969.00</b>	<b>44%</b>	<b>21%</b>
2.5.2.1.1 Construction Management	\$3,105,871	55	ESER PGRM JV - Construction Mgmt. Support Svcs.	\$1,320,925.00	\$0.00	\$1,320,925.00	\$521,156.00	\$54,377.00	\$575,533.00	\$741,423.00	\$3,969.00	44%	24%
2.5.2.1.2 Code Required Special Inspection	\$450,000												
2.5.2.1.3 Certified Inspector													
2.5.2.1.4 BCM/SAR Overhead for Certified Inspector													
2.5.2.1.5 MTL Overhead for Certified Inspector													
<b>2.5.2.2 Additional CM Services</b>	<b>\$0</b>			<b>\$0.00</b>	<b>\$0.00</b>	<b>\$0.00</b>	<b>\$0.00</b>	<b>\$0.00</b>	<b>\$0.00</b>	<b>\$0.00</b>	<b>\$0.00</b>	<b>-</b>	<b>-</b>
2.5.2.2.0 Misc./Other Additional CM Services													
2.5.2.2.1 Constructibility Review													
2.5.2.2.2 Building Commissioning													
2.5.2.2.3 Materials Testing and Inspection													
2.5.2.2.4 Haz. Mat. Spec's & Abatement Monitoring													
2.5.2.2.5 Prevailing Wage Monitoring													
2.5.2.2.6 Extended Services; 60 Days After Subst. Compl.													
<b>2.5.3 Geotech., Surveys, and Data Collection</b>	<b>\$176,052</b>			<b>\$176,051.00</b>	<b>\$0.00</b>	<b>\$176,051.00</b>	<b>\$156,240.80</b>	<b>\$0.00</b>	<b>\$156,240.80</b>	<b>\$19,730.00</b>	<b>\$80.20</b>	<b>89%</b>	<b>11%</b>
2.5.3.0 Misc./Other Data Collection	\$0												
2.5.3.1 Geotechnical													
2.5.3.2 Surveys	\$19,452	54	Millennium - Haz Mat Surveys	\$19,452.00	\$0.00	\$19,452.00	\$19,452.00	\$0.00	\$19,452.00	\$0.00	\$0.00	100%	0%
2.5.3.2 Surveys CSO Admin Svcs. (MSA)	\$1,499	13c	DPW/Project Controls Systems/Site Assessment Remediation	\$1,499.00	\$0.00	\$1,499.00	\$1,418.80	\$0.00	\$1,418.80	\$0.00	\$80.20	95%	0%
2.5.3.3 Hazardous Materials Assessments													
2.5.3.3 Haz Mat Asses CSO Administration													
2.5.3.4 Hazardous Materials Contingency													
2.5.3.5 Waterproofing & Roofing Consulting Services	\$140,595	52	Hamilton + Aitken - Roofing/Water Proofing	\$140,595.00	\$0.00	\$140,595.00	\$120,865.00	\$0.00	\$120,865.00	\$19,730.00	\$0.00	86%	16%
2.5.3.5 Waterproofing & Roofing Consulting Services CSO Admin	\$14,506	11	DPW/Building Design Construction (BDC)	\$14,505.00	\$0.00	\$14,505.00	\$14,505.00	\$0.00	\$14,505.00	\$0.00	\$0.00	100%	0%
<b>3. SITE CONTROL</b>	<b>\$0</b>			<b>\$0.00</b>	<b>\$0.00</b>	<b>\$0.00</b>	<b>\$0.00</b>	<b>\$0.00</b>	<b>\$0.00</b>	<b>\$0.00</b>	<b>\$0.00</b>	<b>-</b>	<b>-</b>
<b>4. OTHER PROGRAM COSTS</b>	<b>\$0</b>			<b>\$0.00</b>	<b>\$0.00</b>	<b>\$0.00</b>	<b>\$0.00</b>	<b>\$0.00</b>	<b>\$0.00</b>	<b>\$0.00</b>	<b>\$0.00</b>	<b>-</b>	<b>-</b>
<b>5. FINANCE COSTS</b>	<b>\$0</b>			<b>\$0.00</b>	<b>\$0.00</b>	<b>\$0.00</b>	<b>\$0.00</b>	<b>\$0.00</b>	<b>\$0.00</b>	<b>\$0.00</b>	<b>\$0.00</b>	<b>-</b>	<b>-</b>



## **PUBLIC UTILITIES COMMISSION AUXILIARY WATER SUPPLY SYSTEM (AWSS)**

**Program Description:** The AWSS delivers high-pressure water and provides cistern water storage for fire suppression in the City. This program is intended to repair, replace, and extend system components to increase the likelihood of providing fire-fighting water following a major earthquake and during multiple-alarm fires from other causes.

### **Program Status:**

#### **AWSS Planning Support Services**

AECOM/AGS JV is scheduled to complete the planning study final report by September 2013. The report will include examination of a proposed pipeline system combining potable water delivery with the capabilities of the Auxiliary Water Supply System, contributions of the potable system after an earthquake, further examination of risk, and related topics. AECOM/AGS JV is examining alternatives to renovating existing Pumping Station 2.

#### **Physical Plant**

The bid and award period for the combined Ashbury Tank, Jones Street Tank, and Twin Peaks Reservoir contract is scheduled to start in April 2013 and end by October 2013.

Design work continued for Pumping Station 1, with design completion expected by July 2013. The design will include improvements needed to remotely control engine and pump operation. Construction will be deferred until additional funding is available, which is planned for 2014. The attached schedule does not reflect this change, but scheduling strategies are being investigated and will be incorporated when finalized.

Design work continued for improvements to Pumping Station 2, with design completion scheduled by May 2014.

#### **Cisterns**

Bids for WD-2695 New Cisterns Contract A to construct six new cisterns were received March 28, 2013. The apparent low bidder is Trinet Construction of San Francisco with a base bid of \$3,868,900. Bids are being reviewed by staff. Construction is expected to start by July 2013.

Design work continued for New Cisterns Contracts B and C. Site surveying and design continued for the 22 candidate locations for Contracts D, E, F, and G. Contracts A, B, and C arrangements are shown in the following table.

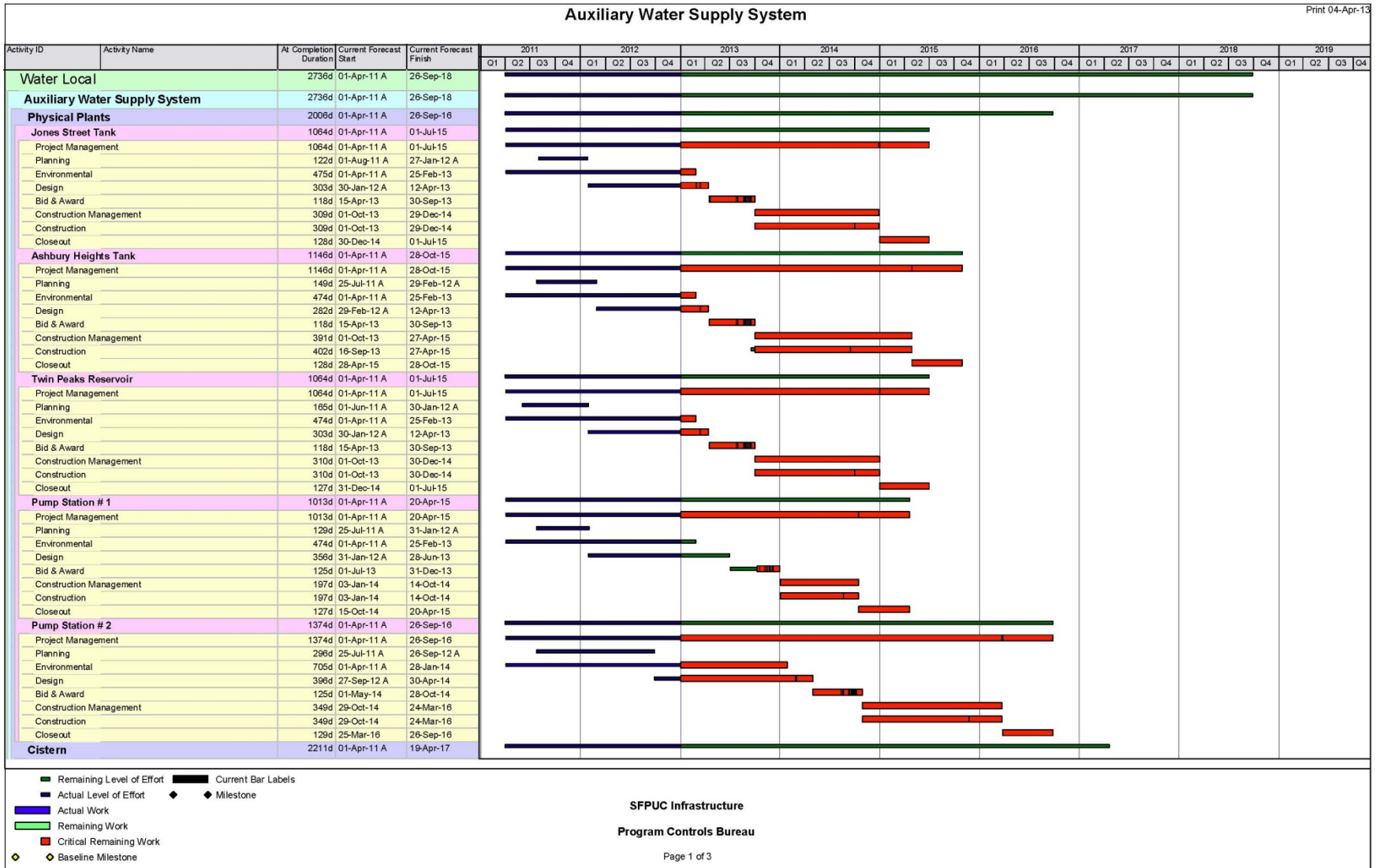
<b>Contract</b>	<b>#</b>	<b>Location</b>
New Cisterns A		
	1.	35th Ave, Irving St
	2.	36th Ave, Wawona St
	3.	37th Ave, Lawton St
	4.	37th Ave, Ortega St
	5.	37th Ave, Rivera St
	6.	37th Ave, Ulloa St
New Cisterns B		
	1.	Cashmere St, Hudson Ave
	2.	Geneva Ave, Moscow St
	3.	Geneva Ave, Paris St
	4.	Holyoke St, Silliman St
	5.	Silver Ave, Colby St
New Cisterns C		
	1.	18th Ave, Ulloa St
	2.	21st Ave, Ocean Ave
	3.	Funston Ave, Geary Blvd
	4.	San Buenaventura Way, St. Francis Blvd
	5.	Yerba Buena Ave, Saint Elmo Way

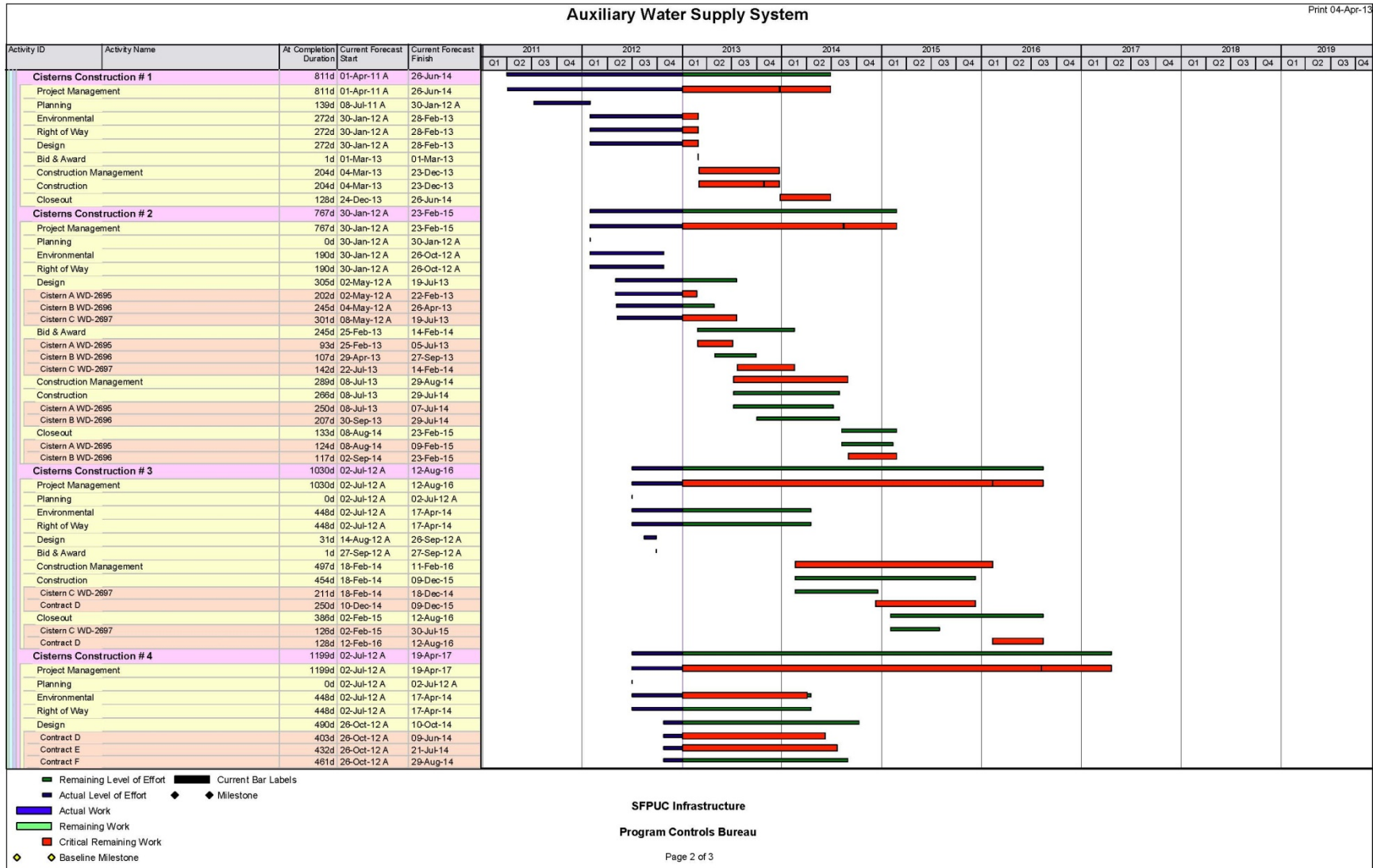
**Pipelines and Tunnels** – Planning and design work for nine projects identified in the planning study for implementation within 2010 ESER bond authorization is currently being organized as follows. The listed city groups will manage the planning and design work for the projects indicated.

City Distribution Division (SFPUC)	Fireboat manifolds repair/replacement
	Suction connections repair
Department of Public Works	4 <sup>th</sup> Street connection
	Infirm-area valve motorization
	Pipeline investigation and repair/replacement
	Pumping Station 1 tunnel repairs
Engineering Management Bureau (SFPUC)	Controls improvements (SCADA)
	Jones Street Tank valve motorization
	Sutro pumping station and piping

**Project Schedule:** Refer to pages 80 thru 82 for schedule details.

**Project Budget Status:** Expenditures increased by \$529,168 from \$9,141,904. to \$9,671,072. Refer to page 83 for budget and expenditure details.







**Earthquake Safety and  
Emergency Response Bond Program**

**Monthly Status Report  
March 2013**

Job Order Number & Title	Total Project Budget	Appropriation			Expenditures			Encumbrance	Balance	% Expenditures/ Appropriation	% Expenditures/ Budget
		Previous	Change +/-	Current	Previous	Current 03/01-03/31/13	Total				
<b>Auxiliary Water Supply System (AWSS)</b>											
1390J AWSS Planning & Development	\$1,316,963	\$1,316,963	\$0	\$1,316,963	\$1,316,963	\$0	\$1,316,963	\$0	\$0	100%	1%
<b>CUW AWS AW</b>											
01. Jones Street Tank	\$6,413,883	\$900,000	\$3,110,000	\$4,010,000	\$879,531	\$89,093	\$968,624	\$55,026	\$2,986,350	0%	1%
02. Ashbury Heights Tank	\$5,821,830	\$900,000	\$5,282,316	\$6,182,316	\$733,887	\$74,328	\$808,215	\$59,834	\$5,314,267	13%	1%
03. Twin Peaks Reservoir	\$4,243,029	\$900,000	\$2,572,316	\$3,472,316	\$818,470	\$86,130	\$904,600	\$54,440	\$2,513,276	0%	1%
04. Pump Station No. 2	\$14,011,862	\$1,500,000	\$143,245	\$1,643,245	\$924,303	\$61,263	\$985,566	\$245,653	\$412,026	60%	1%
05. Pump Station No. 1	\$3,453,628	\$951,384	\$118,000	\$1,069,384	\$729,154	\$46,732	\$775,886	\$57,866	\$235,632	0%	1%
06. Cisterns Contract No. 1	\$3,552,303	\$1,000,000	\$0	\$1,000,000	\$483,739	\$7,198	\$490,937	\$4,820	\$504,243	49%	0%
07. Cisterns Contract No. 2	\$10,656,909	\$7,300,000	\$6,000,000	\$13,300,000	\$1,000,987	\$85,624	\$1,086,611	\$85,810	\$12,127,579	8%	1%
08. Cisterns Contract No. 3	\$10,656,909	\$200,000	\$0	\$200,000	\$27,360	\$6,095	\$33,455	\$4,977	\$161,568	17%	0%
09. Cisterns Contract No. 4	\$10,656,909	\$160,000	\$0	\$160,000	\$20,106	\$5,621	\$25,727	\$5,183	\$129,090	0%	0%
10. Pipes and Tunnels AWSS Modernization Study	\$3,000,000	\$3,000,000	\$0	\$3,000,000	\$1,953,662	\$62,343	\$2,016,005	\$522,585	\$461,410	67%	2%
11. Pipe/Tunnel #1	\$9,443,275	\$411,800	\$0	\$411,800	\$253,742	\$4,741	\$258,483	\$5,099	\$148,218	63%	0%
Pipe/Tunnel #2	\$9,443,275	\$0	\$0	\$0	\$0	\$0	\$0	\$0	\$0	0%	0%
Pipe/Tunnel #3	\$9,729,225	\$0	\$0	\$0	\$0	\$0	\$0	\$0	\$0	0%	0%
CUW AWS 01	\$0	\$27,856,629	(\$17,225,877)	\$10,630,752	\$0	\$0	\$0	\$0	\$10,630,752	100%	0%
<b>Sub-Total</b>	<b>\$102,400,000</b>	<b>\$46,396,776</b>	<b>\$0</b>	<b>\$46,396,776</b>	<b>\$9,141,904</b>	<b>\$529,168</b>	<b>\$9,671,072 (1)</b>	<b>\$1,101,293</b>	<b>\$35,624,411</b>	<b>21%</b>	<b>9%</b>

## City and County of San Francisco Office of the Controller

### Public Oversight and Financial Accountability Reviews and Cost of Issuance

**Status:** The Department of Public Works (DPW) has prepared four quarterly reports thus far and has presented in front of the City's Citizen General Obligation Bond Oversight Committee (CGOBOC) twice. A program web-site has been developed and these reports will be posted under program status. DPW is scheduled to present to the Committee on November 17.

**Budget:** Included in the \$412,300,000 ESER Bond Program is a \$6,900,000 budget for the public oversight and financial accountability reviews as well as the bond cost of issuance (COI). The budget is comprised as follows:

Public Safety Building	\$4,000,000
Neighborhood Fire Stations	\$1,100,000
Auxiliary Water Supply System (AWSS)	\$1,800,000
<b>Sub-Total</b>	<b>\$6,900,000</b>

**Current Expenditures:** The expenditures increased by \$2,813 from \$1,121,384 to \$1,124,197.

**Current Allocations:** The appropriation remained at \$2,737,358.

Job Order Number & Title	Total Project Budget	Appropriation			Expenditures			Encumbrance	Balance	Percentage of Expenditures	Percentage of Expenditures
		Previous	Change +/-	Current	Previous	Current	Total				
						03/01-03/31/13					
<b>General Obligation Bond (GOB) Oversight/Accountability and Cost of Issuance and Associated Costs</b>											
Controller's Audit Fund (081C4)	\$810,800	\$597,825	\$0	\$597,825	\$5,719	\$0	\$5,719	\$592,106	\$0	1%	0%
Citizens GOB Oversight Committee (081GO)	\$405,400	\$301,115	\$0	\$301,115	\$3,445	\$2,813	\$6,258	\$294,857	\$0	2%	0%
Cost of Issuance (06C00+07311)	\$5,683,800	\$877,594	\$0	\$877,594	\$900,267	\$0	\$900,267	\$0	(\$22,673)	60%	20%
Underwriter's Discount		\$960,824	\$0	\$960,824	\$211,953	\$0	\$211,953				
<b>Sub-Total</b>	<b>\$6,900,000</b>	<b>\$2,737,358</b>	<b>\$0</b>	<b>\$2,737,358</b>	<b>\$1,121,384</b>	<b>\$2,813</b>	<b>\$1,124,197</b>	<b>\$886,963</b>	<b>\$726,198</b>	<b>41%</b>	<b>16%</b>



## FUNDING

The total appropriation from the General Obligation Bonds sale proceeds is \$301,115,000 and \$8,272,000 from the Fire Facility Bond Funds. Together, the total appropriation authorization is \$309,387,000.

Component	Budget	FUNDING		APPROPRIATION AUTHORIZATION				
		General Obligation Bonds	Fire Facility Bond Funds FY 12/13 (AAO 164-12)	General Obligation Bonds				Total
				First 10A	Second 10B	Third 10C		
Public Safety Building (PSB)	239,000,000	239,000,000		63,096,285	164,120,973	0		227,217,258
Neighborhood Fire Stations (NFS)	72,272,000	64,000,000	8,272,000	7,148,344	17,616,196	0		24,764,540
Auxiliary Water Supply System (AWSS)	102,400,000	102,400,000		8,396,928	0	37,999,848		46,396,776
<b>Project Fund Subtotal</b>	<b>413,672,000</b>	<b>405,400,000</b>	<b>8,272,000</b>	<b>78,641,557</b>	<b>181,737,169</b>	<b>37,999,848</b>		<b>298,378,574</b>
Controller's Audit Fund (two tenths of 1%)	827,058	827,058		157,556	364,117	76,152		597,825
General Obligation Bond Oversight Committee (one tenth of 1%)	413,529	413,529		79,520	183,330	38,265		301,115
Cost of Issuance (COI)	5,659,413	5,659,413		641,367	1,045,384	150,735		1,837,486
<b>Accountability and COI Subtotal</b>	<b>6,900,000</b>	<b>6,900,000</b>	<b>0</b>	<b>878,443</b>	<b>1,592,831</b>	<b>265,152</b>		<b>2,736,426</b>
<b>Total ESER1</b>	<b>420,572,000</b>	<b>412,300,000</b>	<b>8,272,000</b>	<b>79,520,000</b>	<b>183,330,000</b>	<b>38,265,000</b>		<b>301,115,000</b>

The Department of Public Works, together with the San Francisco Public Utilities Commission, is pursuing approval for the sale and appropriation of a fourth bond sale in the amount of \$31,240,000 to fund the Neighborhood Fire Stations and the AWSS components as well as its related cost of issuance, accountability and GOBOC costs.

The following table, Table B, shows the breakdown of the fourth bond sale as well as the previous.

Component	Budget	FUNDING		APPROPRIATION AUTHORIZATION				
		General Obligation Bonds	Fire Facility Bond Funds FY 12/13 (AAO 164-12)	General Obligation Bonds				Total
				First 10A	Second 10B	Third 10C	Fourth 10C	
Public Safety Building (PSB)	239,000,000	239,000,000		63,096,285	164,120,973	0		227,217,258
Neighborhood Fire Stations (NFS)	72,272,000	64,000,000	8,272,000	7,148,344	17,616,196	0	5,765,572	30,530,112
Auxiliary Water Supply System (AWSS)	102,400,000	102,400,000		8,396,928	0	37,999,848	25,000,000	71,396,776
<b>Project Fund Subtotal</b>	<b>413,672,000</b>	<b>405,400,000</b>	<b>8,272,000</b>	<b>78,641,557</b>	<b>181,737,169</b>	<b>37,999,848</b>	<b>30,765,572</b>	<b>329,144,146</b>
Controller's Audit Fund (two tenths of 1%)	827,058	827,058		157,556	364,117	76,152	61,531	659,356
General Obligation Bond Oversight Committee (one tenth of 1%)	413,529	413,529		79,520	183,330	38,265	31,240	332,355
Cost of Issuance (COI)	5,659,413	5,659,413		641,367	1,045,384	150,735	381,657	2,219,142
<b>Accountability and COI Subtotal</b>	<b>6,900,000</b>	<b>6,900,000</b>	<b>0</b>	<b>878,443</b>	<b>1,592,831</b>	<b>265,152</b>	<b>474,428</b>	<b>3,210,854</b>
<b>Total ESER1</b>	<b>420,572,000</b>	<b>412,300,000</b>	<b>8,272,000</b>	<b>79,520,000</b>	<b>183,330,000</b>	<b>38,265,000</b>	<b>31,240,000</b>	<b>332,355,000</b>

The Accountability Report was submitted as required to the Clerk of the Board of Supervisors, Controller, Treasurer, Office of Public Finance and the Budget Analyst on March 15, 2013. For a copy of the Accountability Report, refer to our website <http://sfearthquakesafety.org/accountability/>.

---

## ATTACHMENT 1 – CONTACT INFORMATION

---

**Department of Public Works**  
**Bureau of Project Management**  
**30 Van Ness Avenue, Suite 4100**  
**San Francisco, CA 94102**  
**(415) 557-4700**

<i>Contact</i>	<i>Title</i>	<i>Telephone No.</i>	<i>Cell No.</i>	<i>E-mail</i>
Charles A. Higuera	Program Manager	(415) 557-4646	(415) 307-7891	<a href="mailto:charles.higuera@sfdpw.org">charles.higuera@sfdpw.org</a>
Jim Buker	Senior Architect	(415) 557-4758	(415) 225-9481	<a href="mailto:jim.buker@sfdpw.org">jim.buker@sfdpw.org</a>
Gabriella Judd Cirelli	Project Manager	(415) 557-4707	(415) 279-4395	<a href="mailto:gabriella.cirelli@sfdpw.org">gabriella.cirelli@sfdpw.org</a>
Samuel Chui	Project Manager	(415) 558-4082	(415) 272-8293	<a href="mailto:samuel.chui@sfdpw.org">samuel.chui@sfdpw.org</a>
Youcef Bouhamama	Project Manager	(415) 557-4798		<a href="mailto:youcef.bouhamama@sfdpw.org">youcef.bouhamama@sfdpw.org</a>
Viviana Soper	Project Mgr. Asst.	(415) 557-4647		<a href="mailto:viviana.soper@sfdpw.org">viviana.soper@sfdpw.org</a>
Andrew Christiansen	Project Mgr. Asst.	(415) 557-4639		<a href="mailto:andrew.christiansen@sfdpw.org">andrew.christiansen@sfdpw.org</a>
Marisa Fernandez	Financial Analyst	(415) 557-4653		<a href="mailto:marisa.fernandez@sfdpw.org">marisa.fernandez@sfdpw.org</a>

**Public Utilities Commission**  
**525 Golden Gate Avenue, 9<sup>th</sup> Floor**  
**San Francisco, CA 94102**

<i>Contact</i>	<i>Title</i>	<i>Telephone No.</i>	<i>Cell No.</i>	<i>E-mail</i>
David Myerson	Project Manager	(415) 934-5710	(415) 500-5449	<a href="mailto:dmyerson@sflower.org">dmyerson@sflower.org</a>

