



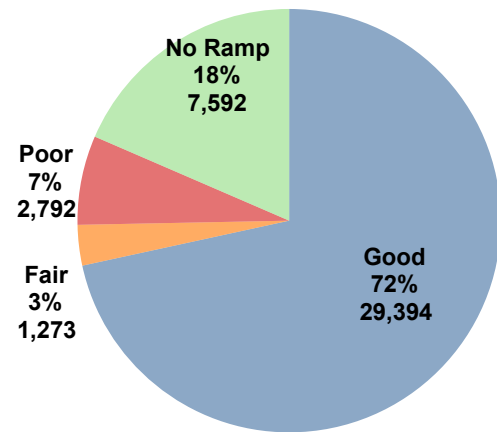
Curb Ramp Program

This dashboard is presented in graphical format. If you would like to request this data in a different format, please contact CurbRamps@sfdpw.org

Data as of November 1, 2021

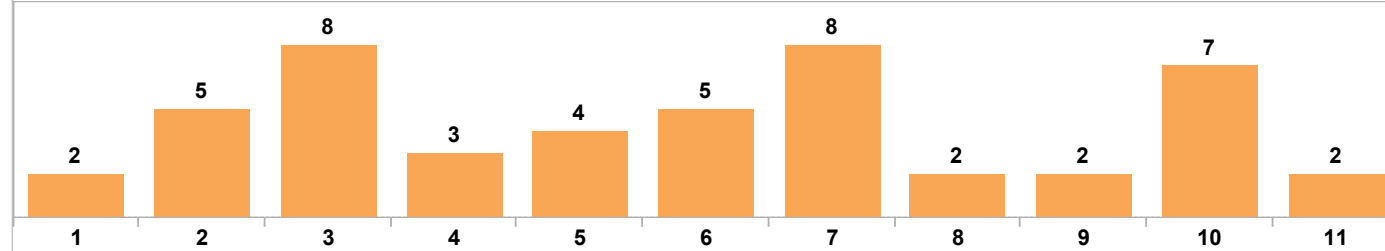
Curb Ramp Locations and Condition

41,051 Existing or Potential Locations



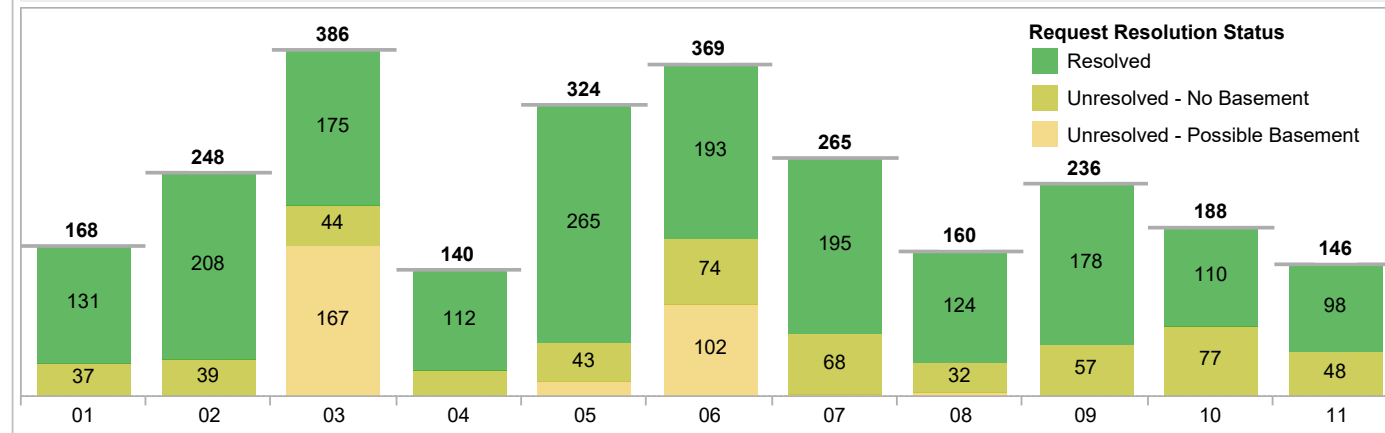
Curb Ramp Requests From The Public

48 Requests Received in Fiscal Year 2020-21 -- by District



Request Resolution Status -- by District

FY1994-95 through FY2021-22 (To Date)



Curb ramps completed in the current fiscal year may also be funded by budgets from prior fiscal years. Contracts awarded within the current fiscal year may be funded by budgets from prior fiscal years and completion may roll into the next fiscal year.

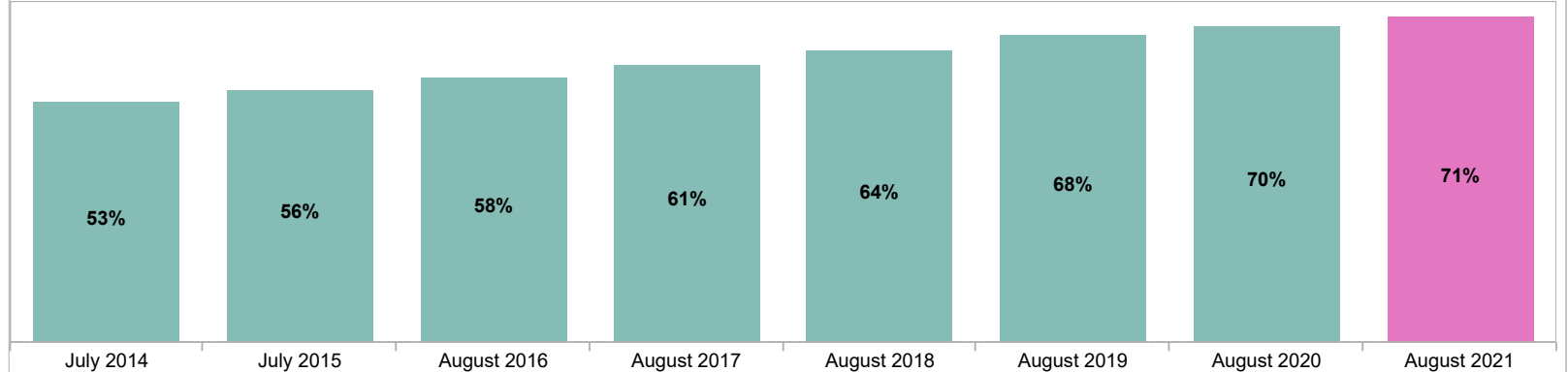
Difficult locations remain high priority, but will cost more to complete due to conflicts with sub-sidewalk basements, major utilities, difficult topography and other issues.

Ramp Conditions

- Good** - Curb ramp built recently and should be useable by most, if not all, people with disabilities.
- Fair** - Curb ramp is older. Many, but not all, persons with disabilities can use it.
- Poor** - Curb ramp is old and does not meet San Francisco Public Works construction standards.
- No Ramp** - There is potential for a curb ramp at this location.

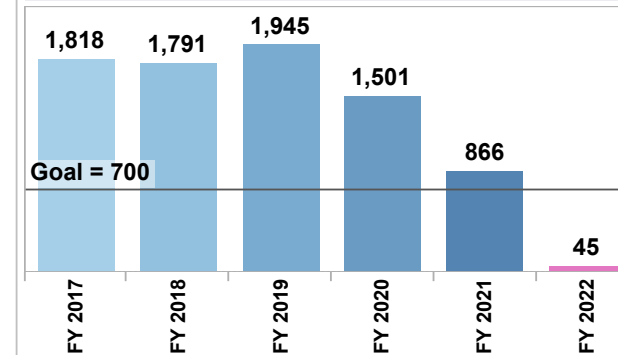
Curb Ramps Constructed

Historical Progress: Percentage of Existing or Potential Locations in Good Condition



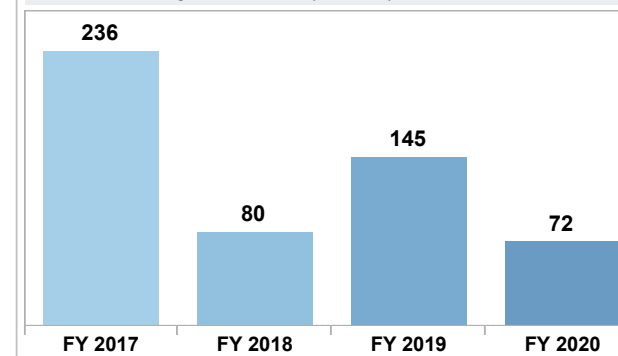
7,958 Curb Ramps Constructed by Fiscal Year

FY2016-17 through FY2021-22 (To Date)



543 Truncated Dome Upgrades Completed

FY2016-17 through FY2021-22 (To Date)



Truncated domes are a detectable surface indicating borders between pedestrian routes and vehicular routes, typically in the form of yellow tiles on curb ramps. These are upgraded or replaced as needed when they degrade.

7,958 Curb Ramps Constructed by District FY2016-17 through FY2021-22 (To Date)

