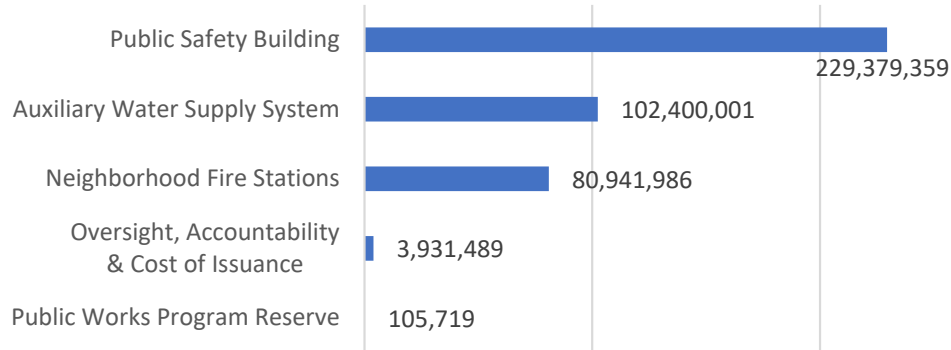


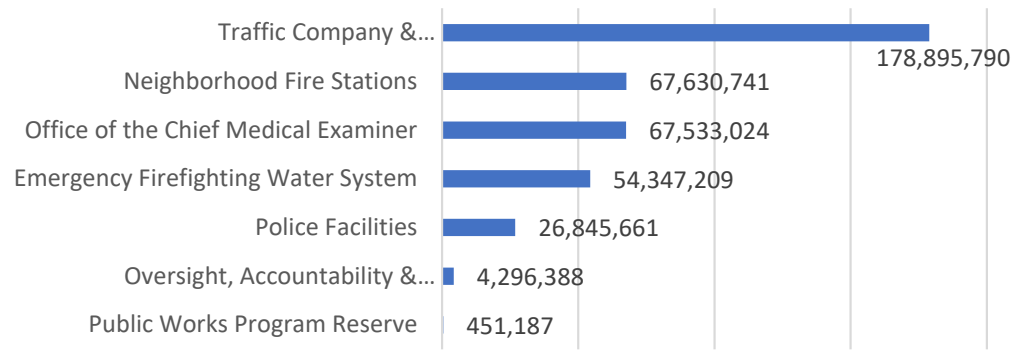
Earthquake Safety and Emergency Response Bond Program 2010, 2014 & 2020

Quarterly Status Report
 Presented to the Citizens' General Obligation Bond Oversight Committee
 For the Third Quarter of FY22-23 – as of March 2023


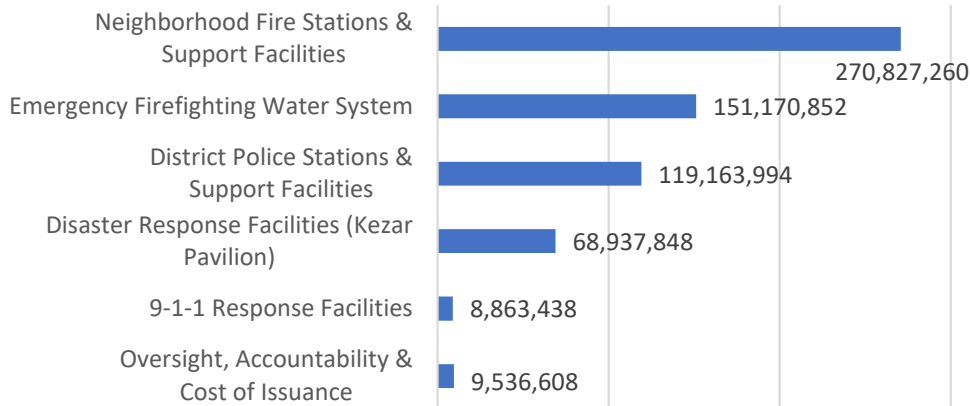
Overview of ESER 2010 Scope and Budget \$416.7M



Overview of ESER 2014 Scope and Budget \$400M



Overview of ESER 2020 Scope and Budget \$628.5M



Disaster Response Facilities
 (Kezar Pavilion)

I. Highlights and accomplishments

- Ingleside Police Station – CM/GC selected in February 2023.
- 911 Call Center – Construction NTP issued to Buhler Commercial on Jan 5, 2023.
- Fire Training Facility – Programming Phase 2 completed 3/3/23.

II. Upcoming milestones

- FS35 – Financial Close-Out is scheduled in June 2023.
- TCFSD SFAC public art installation anticipated in 2023
- 911 Call Center – Phase 1 Construction completes in May 2023; Phase 2 Construction begins April 2023.
- Fire Training Facility - Final parcel transfer from Port of San Francisco was approved by the State Lands Commission on 2/28/23, but still waiting for Governor's signature.

III. Bond sales and appropriations

- ESER 2010: the City has issued six bond sales totaling \$412.3M; \$416.7M has been appropriated (inclusive of partial interest-earned and bond financing costs)
- ESER 2014: the City has issued three bond sales and appropriated a total of \$400M (inclusive of bond financing costs)
- ESER 2020: the City has issued two bond sales and appropriated a total of \$167.8M (inclusive of bond financing costs)
- ESER 2010 & 2014: accrued interest is expected to be appropriated to bond eligible projects in FY24, amount TBD

IV. Risks, issues or concerns on budget, scope or schedules

- Price escalation for crucial building materials
- Skills shortages and increased labor costs
- Permitting review and approval delays extending project schedule duration
- Supply delays extending construction schedule durations
- Local ordinances that create new components of additional cost
- PG&E's practices create schedule delays and added cost

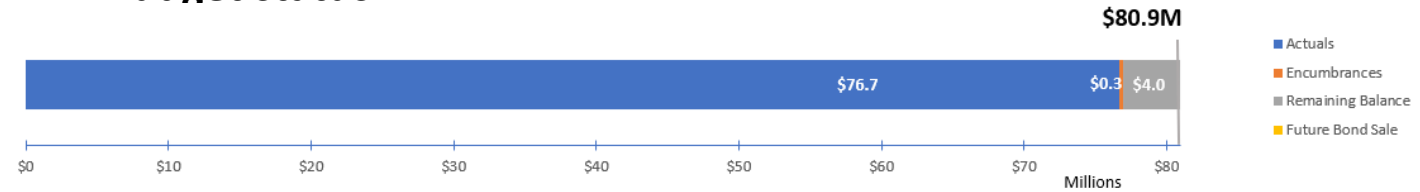
Neighborhood Fire Stations (NFS 2010 – \$80.9M)

Current Phase: **Various**
Completion Date: **November 2025**

Recent accomplishments

- None

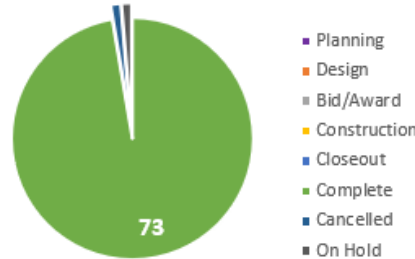
Budget status



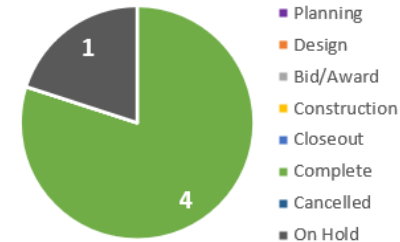
Upcoming Milestones:

- **FS 14 Generator Replacement** is anticipated to advertise for bids in Summer to Fall of 2023

Focused Scope (75)



Seismic & Comprehensive (5)



Fire Station 14 (Outer Richmond)
Existing Generator to be Replaced

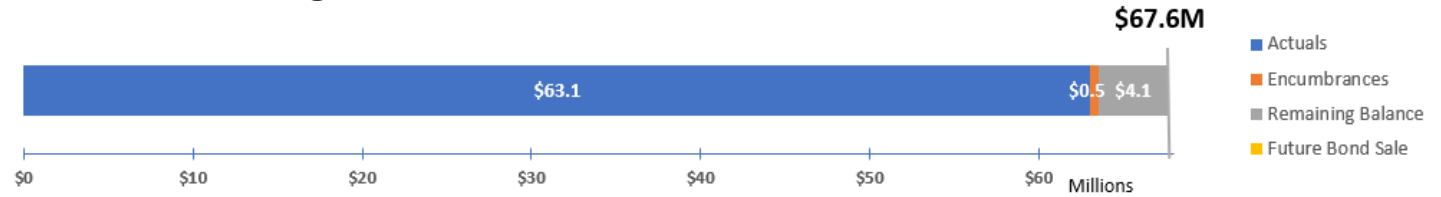
Neighborhood Fire Stations (NFS 2014 – \$67.6M)

Current Phase: **Various**
Completion Date: **November 2025**

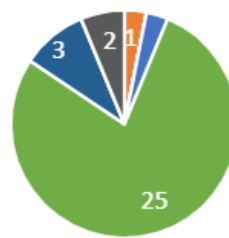
Recent accomplishments

- **SFFD Network Improvement Project** initiated; site survey work began in January 17, 2023. As of March 2023, surveys have been completed at two of nine fiber rings.

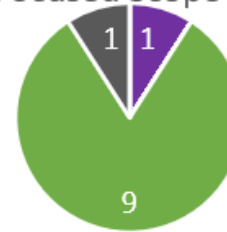
Budget status



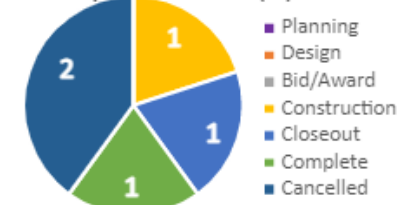
Focused Scope (32)



Other Focused Scope (11)



Seismic & Comprehensive (5)



Upcoming milestones

- **FS 19 Generator Replacement** is anticipated to advertise for bids in Summer to Fall of 2023
- **Fireboat Station 35** construction closeout in process, final payment anticipated to occur in Q2 FY23



Fireboat Station 35 at Pier 22½
(Photos by Russell Abraham)

Neighborhood Fire Stations & Support Facilities (NFS 2020 – \$270.8M)

Current Phase: **Planning**
Completion Date: **December 2028**

Recent accomplishments

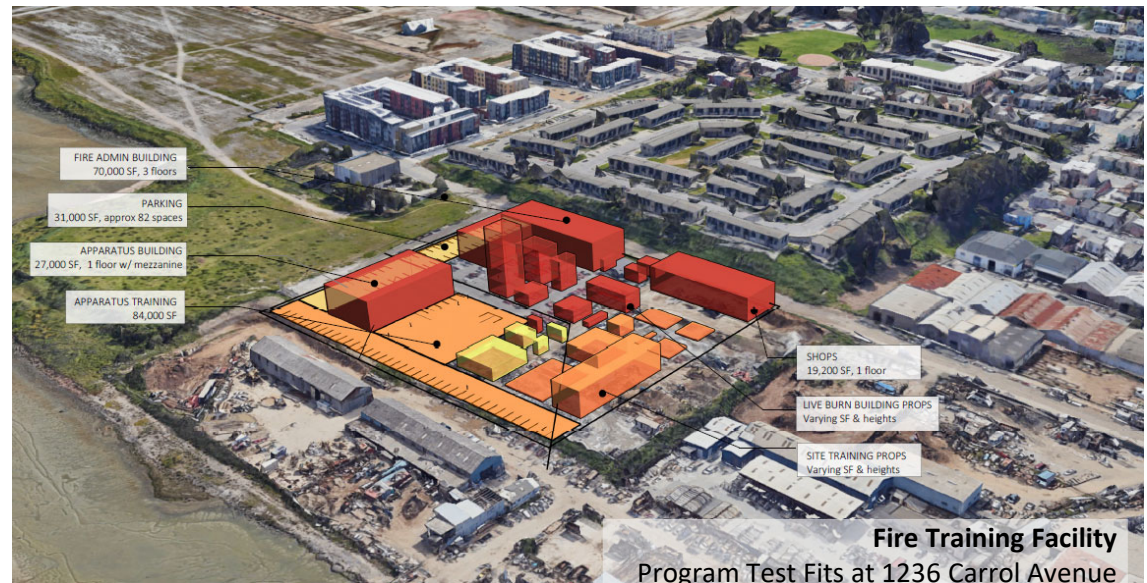
- Fire Training Facility ("FTF")
 - Programming & Design Criteria completed 3/3/2023.
 - City's Real Estate Division confirmed Port parcel sale approval by State Lands Commission on 2/28/2023. Governor approval still pending.
 - Final site survey to document legal boundaries completed in March'23.

Budget status



Upcoming milestones

- Fire Training Facility ("FTF"):
 - Executive Architect agreement negotiation still in progress. NTP anticipated June 2023.
 - Additional survey efforts for sewer systems to occur in April. Information will be used to document an easement MOU with SFPUC for future maintenance access.
 - Vacation of three "paper" streets planned for the site.
 - RFQ/P for the CM/GC is expected to be released June 2023.



Police Facilities (PF 2014 – \$26.8M)

Current Phase: **Closeout**
Completion Date: **June 2023**

Recent accomplishments

- N/A

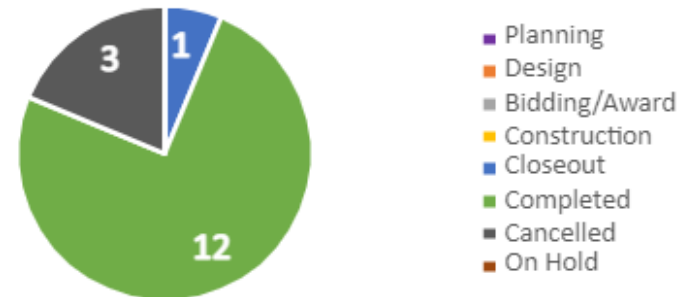
Upcoming milestones

- **MEP Pkg 2 (Bayview & Tenderloin)** construction contract final payment is anticipated in Q4 FY23

Budget status



Project status



Police Stations & Support Facilities (PF 2020 – \$119.2M)

Current Phase: **Planning/Design**
Completion Date: **July 2027**

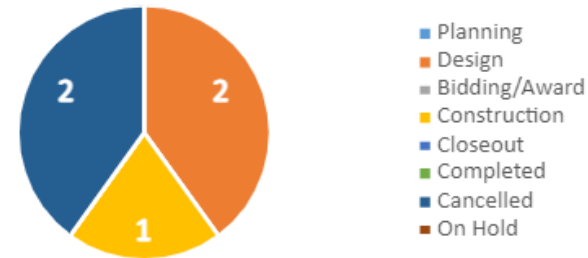
Recent accomplishments

- CM/GC performing preconstruction and construction services for Ingleside Police Station and Surge Facility construction was selected in February 2023. Award of contract will require PW Commission approval.

Budget status



Project status



Upcoming milestones

- Value engineering exercises for the Surge Facility and Ingleside Police Station projects, to seek alignment between estimated costs to complete and allocated budgets.



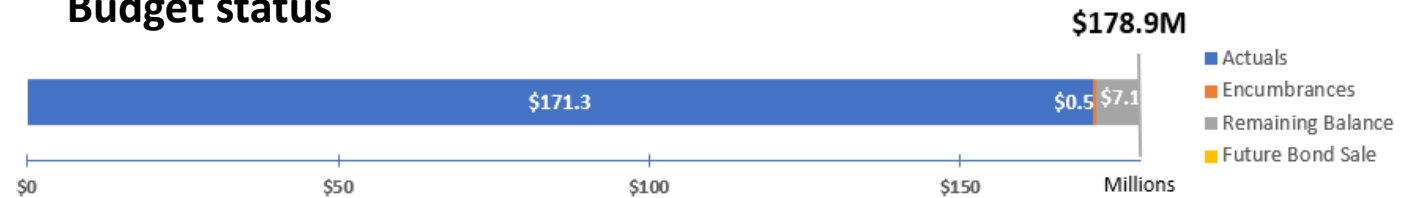
Traffic Company & Forensic Services Division (TCFSD 2014 – \$178.9M)

Current Phase: **Closeout**
Completion Date: **Fall 2021**

Recent accomplishments

- None

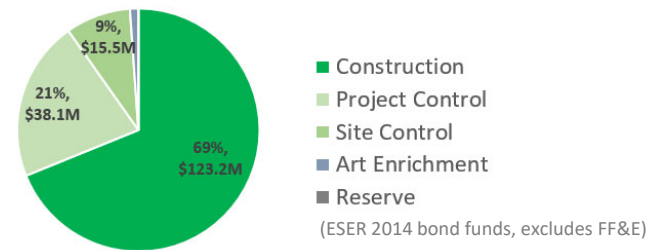
Budget status



Upcoming milestones

- SFAC public art installation anticipated in the summer of 2023

Budget allocation



Emergency Firefighting Water System (EFWS 2010 – \$102.4M)

Current Phase: **Construction**
Completion Date: **June 2023**

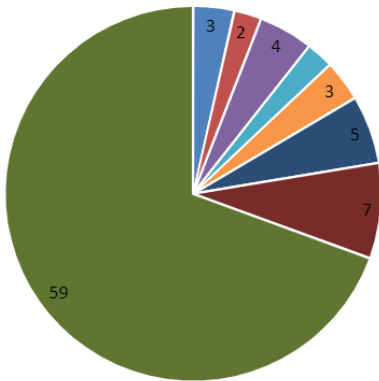
Recent accomplishments

- Pumping Station 2 –
- Construction continues

Upcoming milestones

- Pumping Station 2 – Final completion anticipated in June 2023

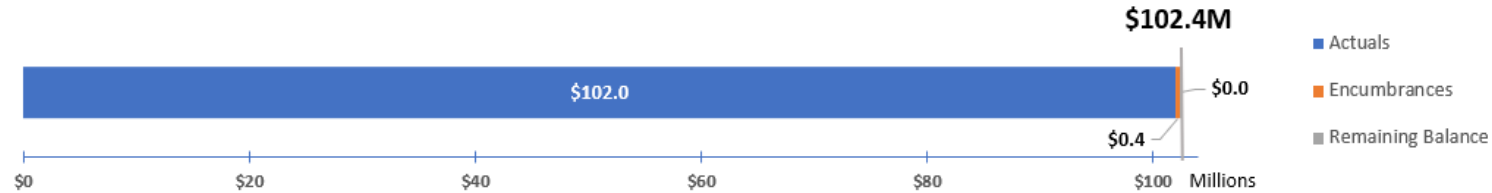
Project status | 85 Projects*



- Planning
- Procurement or Bid/Award
- Substantial Completion
- Design
- Construction
- Final Completion

*Combined ESER programs (2010, 2014, 2020) projects' status

Budget status



Pumping Station 2 at Fort Mason

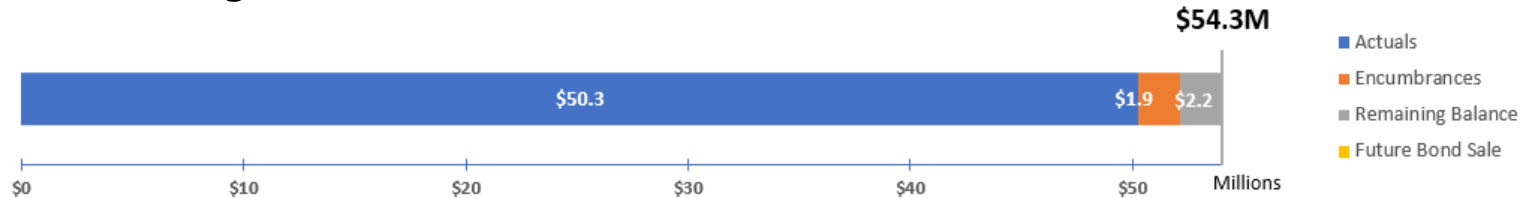
Emergency Firefighting Water System (EFWS 2014 – \$54.3M)

Current Phase: **Various**
 Completion Date: **June 2023**

Recent accomplishments

- **Clarendon Supply Pipeline** – Construction continues

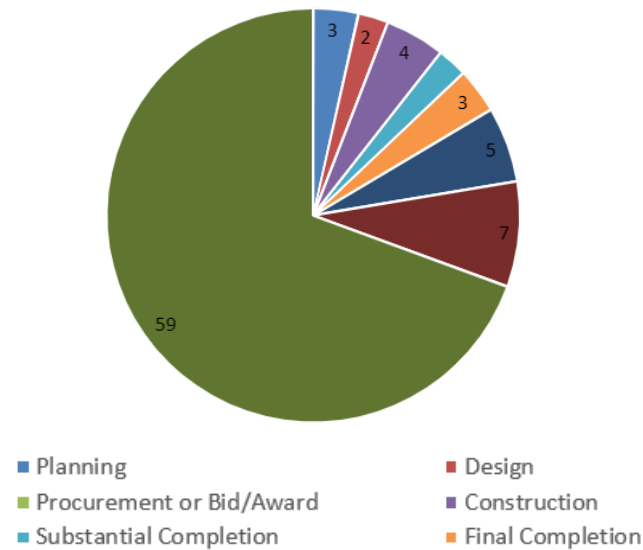
Budget status



Upcoming milestones

- **Clarendon Supply Pipeline** – Construction completion anticipated June 2023

Project status | 85 Projects*



*Combined ESER programs (2010, 2014, 2020) projects' status



Clarendon Supply project: gate valve installation

Emergency Firefighting Water System (EFWS 2020 – \$151.2M)

Current Phase: **Various**
Completion Date: **December 2026**

Recent accomplishments


- **19th Avenue Pipeline** – Construction continues
- **Vicente Street Pipeline** – Construction continues
- **Fireboat Manifold** – Construction of new pipeline and fireboat manifold near Fort Mason Pier 2 and Pier 35.5. for fire suppression. Planning in progress
- **Potable EFWS Pipeline** – Installation of new Potable EFWS pipeline in Richmond and Sunset areas. Planning in progress.

Budget status



Upcoming milestones

- **19th Avenue Pipeline** – Construction completion anticipated July 2023



19th Avenue – Installation of the 36-inch pipeline

9-1-1 Call Center (DEM 2020 – \$8.9M)

Current Phase: **Construction**
Completion Date: **December 2023**

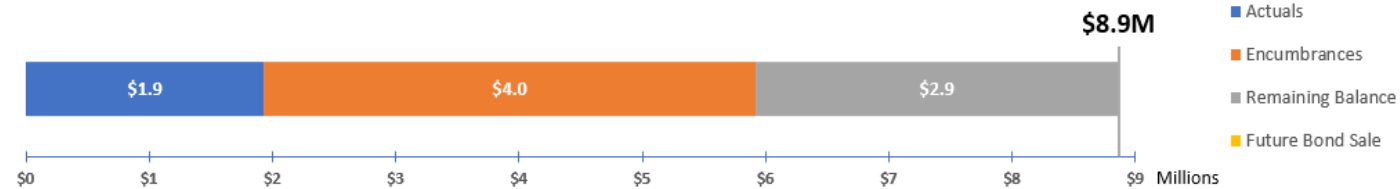
Recent accomplishments

- Construction contract issued to Buhler Commercial on Jan 5, 2023.
- Contractor mobilized on Feb 15, 2023 and began Phase 1 construction.

Upcoming milestones

- Begin Phase 2 construction in April 2023.
- Complete Phase 1 construction in May 2023.

Budget status



Disaster Response Facilities: Kezar Pavilion (ESER 2020 – \$68.9M)

Current Phase: **Planning**
Completion Date: **November 2027**

Recent accomplishments


- Continued refinement of building concept plan showing new program enhancements and site layout plan
- Secured contactors to complete geotechnical soil study and destructive building testing
- Completed formal MOU agreement with Public Works for planning, design and construction administration
- Completed contract with CM/GC consultant support
- Refined feedback from City Planning on CEQA approval path
- Received new cost estimate to confirm project budget.

Budget status



Upcoming milestones

- Continue environmental review process with the Planning Dept. and historic preservation staff.
- Continuing construction work on site testing and destructive testing.
- Reconcile second cost estimate against project budget
- Begin public outreach program to share project plans with community followed by review by Civic Design Committee
- Continue working with DEM on refining emergency programming needs. HAS staff will be brought in to assist on targeted emergency need design.



Attachment 1 | Budget Status and Financial Plan (ESER 2010)

ESER 2010: thru March 2023

Bond Components and Projects	Bond Authorized Amount	Adjusted Budget (ii)	Appropriations	Expenditures	Encumbrances	Balances	Expenditures/ Appropriations
Public Safety Building (PSB)	239,000,000	229,379,359	229,379,359	229,228,061	0	151,298	100%
Neighborhood Fire Stations (NFS)	64,000,000	80,941,986	80,941,986	76,704,004	265,724	3,972,258	95%
Auxiliary Water Supply System (AWSS)	102,400,000	102,400,001	102,400,001	101,965,078	402,128	32,795	100%
Oversight, Accountability & Cost of Issuance (iii)	6,900,000	3,931,489	3,931,489	3,509,402	0	422,087	89%
Public Works Program Reserve		105,719	105,719	0	0	105,719	0%
TOTAL (i)	412,300,000	416,758,554	416,758,554	411,406,545	667,852	4,684,157	99%

(i) Financial data as of 4/17/2023 thru Q3 FY23

(ii) Budgets per PeopleSoft appropriations

(iii) Includes underwriter fees \$1.38M, paid prior to depositing bond proceeds

Attachment 1 | Budget Status and Financial Plan (ESER 2014)

ESER 2014: thru March 2023

Bond Components and Projects	Bond Authorized Amount	Adjusted Budget (ii)	Appropriations	Expenditures	Encumbrances	Balances	Expenditures/ Appropriations
Office of the Chief Medical Examiner (OCME)	63,895,000	67,533,024	67,533,024	67,470,731	0	62,293	100%
Traffic Company & Forensic Services Division (TCFSD)	162,195,000	178,895,790	178,895,790	171,092,508	603,698	7,199,584	96%
Police Facilities (PF)	29,490,000	26,845,661	26,845,661	25,995,821	37,999	811,840	97%
Neighborhood Fire Station (NFS)	83,555,000	67,630,741	67,630,741	63,057,818	450,999	4,121,923	93%
Emergency Firefighting Water System (EFWS)	54,065,000	54,347,209	54,347,209	50,259,203	1,852,234	2,235,772	92%
Oversight, Accountability & Cost of Issuance (iii)	6,800,000	4,296,388	4,296,388	3,689,931	0	606,458	86%
Public Works Program Reserve		451,187	451,188	0	0	451,188	0%
TOTAL (i)	400,000,000	400,000,000	400,000,000	381,566,012	2,944,931	15,489,057	95%

(i) Financial data as of 4/17/2023 thru Q3 FY23

(ii) Budgets per PeopleSoft appropriations

(iii) Includes manual addition \$2M to account for Underwriter Fee, paid prior to depositing bond proceeds

Attachment 1 | Budget Status and Financial Plan (ESER 2020)

ESER 2020: thru March 2023

Bond Components and Projects	Bond Authorized Amount	Adjusted Budget (ii)	Appropriations	Expenditures	Encumbrances	Balances	Expenditures/ Appropriations
Emergency Firefighting Water System	153,500,000	151,170,852	35,000,000	9,187,091	4,970,504	20,842,406	26%
Neighborhood Fire Stations & Support Facilities	275,000,000	270,827,260	74,416,188	42,047,150	624,834	31,744,204	57%
District Police Stations & Support Facilities	121,000,000	119,163,994	32,022,200	6,375,256	826,611	24,820,332	20%
Disaster Response Facilities	70,000,000	68,937,848	15,855,705	1,560,702	209,049	14,085,954	10%
9-1-1 Response Facilities	9,000,000	8,863,438	8,863,438	1,932,353	3,984,164	2,946,921	22%
Oversight, Accountability & Cost of Issuance (iii)		9,536,608	1,647,469	1,101,091	0	546,378	67%
TOTAL (i)	628,500,000	628,500,000	167,805,000	62,203,643	10,615,162	94,986,195	37%

(i) Financial data as of 4/17/2023 thru Q3 FY23

(ii) Current forecasted budget per bond component

(iii) Includes manual addition \$329K to account for Underwriter Fee, paid prior to depositing bond proceeds

Attachment 2 | Overall Bond Summary (ESER 2010, 2014 & 2020)

The Earthquake Safety and Emergency Response (ESER 2010) Bond Program consists of three components: the **Public Safety Building (PSB)**, the **Neighborhood Fire Stations (NFS)**, and the **Auxiliary Water Supply System (AWSS)**. The SFPUC manages the AWSS component and Public Works manages the remaining components. To date, there have been no upsets that would seriously compromise any client department's expectations for the successful delivery of any project.

The ESER 2014 Bond Program is comprised of five components: **Office of the Chief Medical Examiner (OCME)**; **Traffic Control & Forensic Services Division (TCFSD)**; **Neighborhood Fire Stations (NFS)**; **Emergency Firefighting Water System (EFWS)**; and **Police Facilities (PF)**. The SFPUC manages the EFWS component and Public Works manages the remaining components.

The ESER 2020 Bond Program is comprised of five components: **Emergency Firefighting Water System**; **Neighborhood Fire Stations & Support Facilities**; **District Police Stations & Support Facilities**; **Disaster Response Facilities**; and **9-1-1 Call Center**. The SFPUC manages the EFWS component, the Recreation and Parks Department manages the Disaster Response Facilities component, and Public Works manages the remaining components. The following is a brief summary of each component.

Public Safety Building (2010)

The Public Safety Building (PSB) provides a new venue for the SFPD Headquarters – effectively the command-and-control administration of the City's police department-including the relocation of Southern District Station and a new Mission Bay Fire Station. Included in the project is the reuse of Fire Station #30, which serves as a multi-purpose facility for the Fire Department and the community. Historic resource consultants have determined that the existing fire station is eligible for the National Register of Historic Places. Consistent with the Mission Bay SEIR Addendum No. 7, Mitigation Measures, Item D.02, this facility was retained and reused in a manner that preserves its historic integrity. The other components of the project were designed to be respectful of the historic integrity of the existing fire station.

Neighborhood Fire Stations (2010, 2014 & 2020)

The ESER 2010 bond will renovate or replace selected fire stations to provide improved safety and healthy work environment for the firefighters. The selected stations are determined according to their state of condition and their importance for achieving the most effective delivery of fire suppression and emergency medical services possible.

The ESER 2014 bond program is anticipated to continue the work of ESER 2010 bond, categorizing projects according to the three categories of *Focused Scope*, *Comprehensive*, and *Seismic*. The ESER 2014 bond program will continue to address identified and prioritized needs at Fire Stations that were previously not addressed under the 2010 program. Significant improvements will have been completed at all SFFD Fire Stations at the conclusion of the 2010 and 2014 bond programs.

The ESER 2020 bond is comprised of one project: new construction of the Fire Training Facility (FTF). The Fire Department currently conducts trainings for recruits and existing personnel at two facilities: one on Treasure Island and a smaller one in the Mission District. Plans are underway for a development project on the island that obligates the relocation of the training facility and departure from Treasure Island by December 2026. This new facility will be the single largest project in the NFS component of the ESER 2020 bond.

Emergency Firefighting Water System (EFWS) (2010, 2014 & 2020)

The Emergency Firefighting Water System includes a high-pressure water system and cistern water storage for fire suppression in the City. The Emergency Firefighting Water System is vital for protecting against the loss of life, homes, and businesses from fire following an earthquake. It is also used for the suppression of non-earthquake multiple-alarm fires.

The Earthquake Safety and Emergency Response Bonds of 2010, 2014, and 2020 will seismically improve the EFWS cisterns, pipelines, tunnels and physical plant.

Attachment 2 | Overall Bond Summary (ESER 2010, 2014 & 2020)

Office of Chief Medical Examiner (2014)

The existing OCME is located at the Hall of Justice (HOJ) at 850 Bryant Street. The HOJ is over 50 years old and seismically deficient. In the event of a major earthquake, this building is not expected to be operational. This project is part of a larger strategy to replace the Hall of Justice established in the City's 10-Year Capital Plan as the Justice Facilities Improvement Program (JFIP).

The \$65M project will relocate the OCME to One Newhall Street in the India Basin Industrial Park. The new facility will house approximately 50 employees who are organized into the four units of the OCME: Field Investigations, Medical/Autopsy, Laboratory, and Administration.

SFPD Traffic Company and Forensic Service Division (TCFSD) (2014)

The SFPD Traffic Company (TC) is currently located at the Hall of Justice (HOJ) at 850 Bryant Street. The SFPD Forensic Services Division (FSD) is currently located at two facilities. The FSD Administration, Crime Scene Investigations, and Identification units, with approximately 60 employees, are housed at HOJ. The FSD Crime Lab, with approximately 25 employees, is housed at Building 606 in the Hunters Point Shipyard.

The project will relocate the TC & FSD to a site located at 1995 Evans Avenue, Mission Bay, San Francisco. The project is being developed to support 109 employees for 2020 FSD demand within approximately 70,000 sf and allows for a potential future expansion if required. The SFPD – TC will support 94 employees for 2020 demand within 16,500 sf plus 8100 sf motorcycle parking garage. The Real Estate Division occupies approximately 2,100 sf with up to 7 full time employees plus meeting space to accommodate an additional 6 visiting staff. With common spaces the building is approximately 103,600 sf.

Police Facilities (2014 & 2020)

Under ESER 2014, this component includes various *Focused Scope and Comprehensive* facility upgrade projects at 12 police facilities – 9 district stations and 3 support facilities—across the City. The work scopes are derived from a series of onsite investigations, observations, and professional evaluations of different building systems that include mechanical, electrical, plumbing, fire protection, and structural safety. It also includes assessments of seismic strength, building envelope (i.e. integrity of roof, doors, windows, and walls), ADA accessibility requirements, as well as other site improvements that ensure safety and security.

The project's overall budget is \$30M, the cost to address all Police Facilities building issues is estimated as above \$250M, and therefore project priorities are selected per recommendations by the Citywide Capital Plan, including state of condition and the importance of particular improvements in achieving the most effective delivery of police services possible. The building deficiencies that inhibit public access, or that may compromise occupant life safety, and others that pertain to code compliance, will get the first priority.

The assessments and evaluations performed will inform the work to be performed under ESER 2020. Three projects have been identified for inclusion under the ESER 2020 Program.

1. Ingleside District Police Station Replacement
2. Police Surge Facility Construction (an enabling project for Ingleside Police Stn)
3. Mission District Police Station Structural Improvement

Attachment 2 | Overall Bond Summary (ESER 2010, 2014 & 2020)

Disaster Response Facilities (2020)

Kezar Pavilion is located in the southeast corner of Golden Gate Park at 755 Stanyan Street. The building resides in what is known as the Kezar Triangle which is comprised primarily of the pavilion, a large parking lot to the south and the athletic stadium to the west. The pavilion gymnasium was constructed in 1926 with various additions added over the years between 1935 through 1964. The pavilion is currently used as a regional recreation space for indoor athletics and serves as the home of the Recreation and Parks Department's Park Ranger program. The facility has had extensive structural evaluation studies conducted and the building is considered the highest seismic hazard in the department's building portfolio.

The proposed project will include a complete renovation of the gym making it more functional with an upgraded seismic rating of 1.5. The space will be reconfigured to optimize usable space so that it can function as both a multi-use recreation hub but also be converted to an emergency response facility at the appropriate time of need. The old addition add-on structures will be demolished and replaced with a new three story, attached building, one floor being set below grade. This new structure will continue to house the Park Rangers, but it will also include a new multi-use recreation spaces and new showers, restrooms and locker rooms. Like the gym, this new building addition will also be designed to function as a city asset for disaster response needs.

9-1-1 Call Center (2020)

The 9-1-1 Call Center is operated and managed by the Department of Emergency Management. It is located at the City's Emergency Operations Center (EOC) at 1011 Turk Street in the Western Addition neighborhood and houses public safety dispatchers who answer all calls made to 9-1-1. These dispatchers are the initial point of contact for all of San Francisco's first responders, 24 hours a day. They serve the communications hub that dispatches first responders to the scene of accidents, crimes, fires and other emergency and non-emergency situations.

San Francisco's 9-1-1 Dispatch Center is one of the top 25 busiest 9-1-1 centers in the United States and receives an average of 3,700 calls each day. It is critical that our Dispatch Center can answer all calls for emergency and non-emergency service quickly. Since 2011, the City has seen an increase in 9-1-1 call volumes. ESER 2020 will provide the necessary funding to renovate the existing facility and expand the emergency operation floor to accommodate a higher number of dispatcher workstations in order to meet the increased demand.

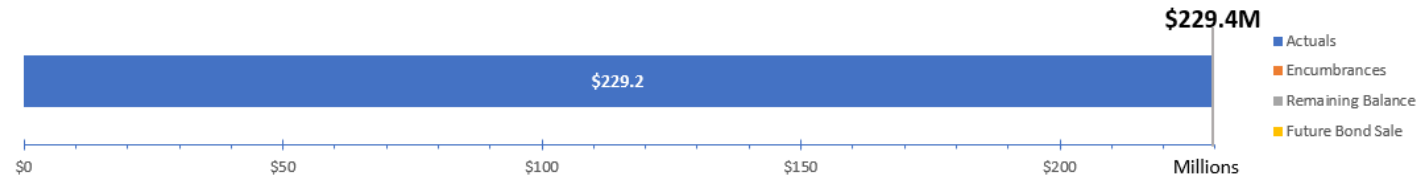
Public Safety Building (PSB 2010 – \$229.4M)

Current Phase: **Financial Closeout**
Completion Date: **February 2016**

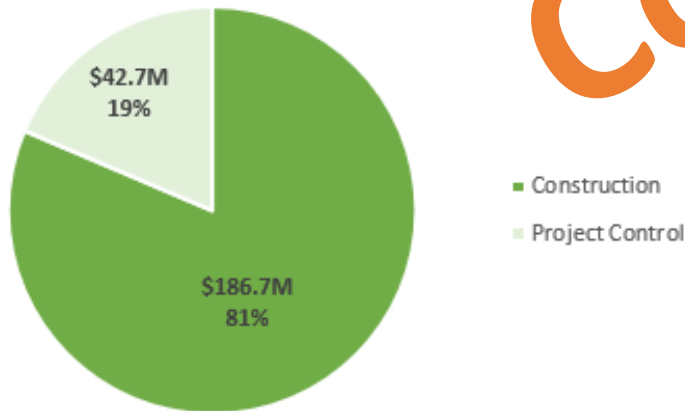
Recent accomplishments

- None

Budget status



Budget allocation



Complete



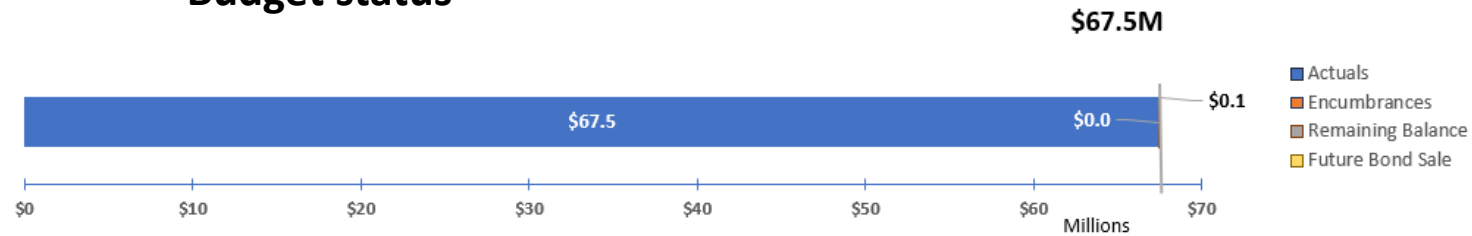
Office of the Chief Medical Examiner (OCME 2014 – \$67.5M)

Current Phase: **Financial Closeout**
Completion Date: **March 2018**

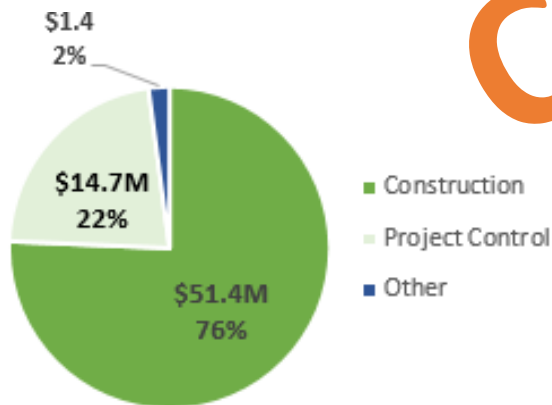
Recent accomplishments

- None

Budget status



Budget allocation



Complete





<https://sfpublicworks.org/eser>