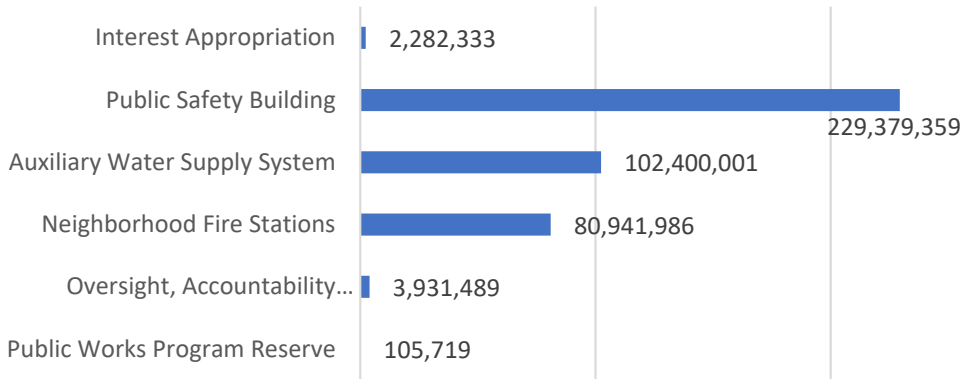


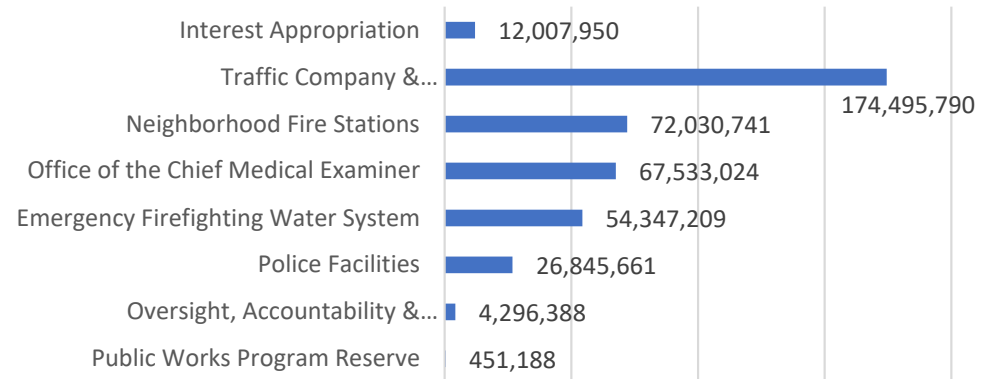
Earthquake Safety and Emergency Response Bond Program 2010, 2014 & 2020

Quarterly Status Report
 Presented to the Citizens' General Obligation Bond Oversight Committee
 For the First Quarter of FY23-24 – as of September 2023

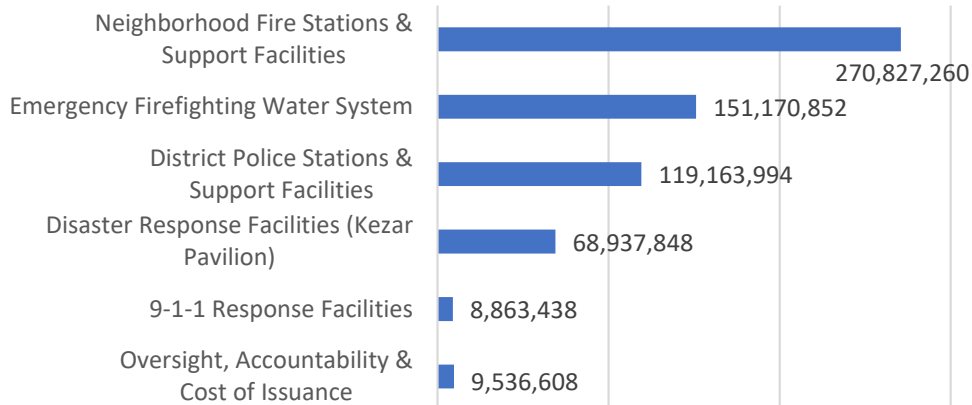
Overview of ESER 2010 Scope and Budget \$419M



Overview of ESER 2014 Scope and Budget \$412M



Overview of ESER 2020 Scope and Budget \$628.5M



911 Call Center at City's Emergency Operations Center
 1011 Turk Street (Western Addition)

I. Highlights and accomplishments

- 911 Call Center – phase 2 construction under progress, framing and rough electrical work are completed.
- Fireboat Station 35 – final payment to Design-Builder issued July 2023; security fence enhancements has emerged as a high priority
- The Network Modernization project – completed field surveys and the narrative document is nearing completion for submittal to Planning

II. Upcoming milestones

- 911 Call Center – ready for building inspections in late Dec / early Jan. 2024.
- Fire Training Facility – Concept Design to start in October 2023
- Kezar Pavilion – Schematic Design has begun, and community outreach will start by end of 2023

III. Bond sales and appropriations

- ESER 2010: the City has issued six bond sales and appropriated \$419M (including partial interest-earned and financing costs)
- ESER 2014: the City has issued three bond sales and appropriated a total of \$412M (including partial interest-earned and financing costs)
- ESER 2020: the City has issued two bond sales and appropriated a total of \$167.8M (including bond costs)

IV. Risks, issues or concerns on budget, scope or schedules

- Price escalation for crucial building materials
- Skills shortages and increased labor costs
- Permitting review and approval delays extending project schedule duration
- Supply delays extending construction schedule durations
- Local ordinances that create new components of additional cost
- PG&E's practices create schedule delays and added cost

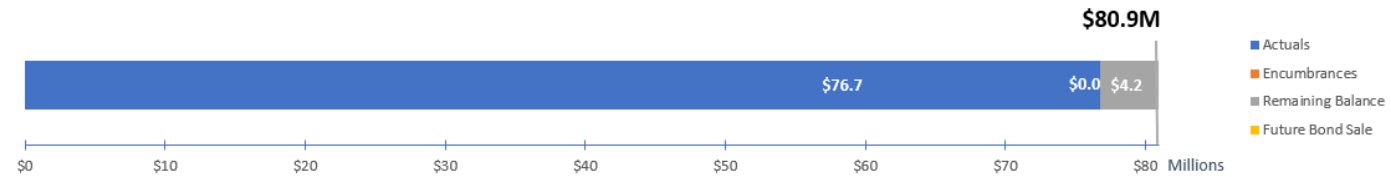
Neighborhood Fire Stations (NFS 2010 – \$80.9M)

Current Phase: **Various**
Completion Date: **November 2025**

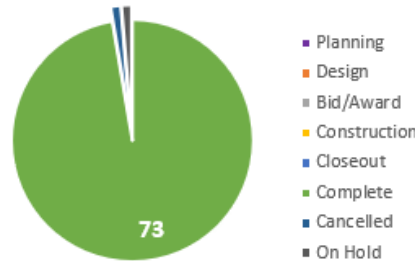
Recent accomplishments

- None

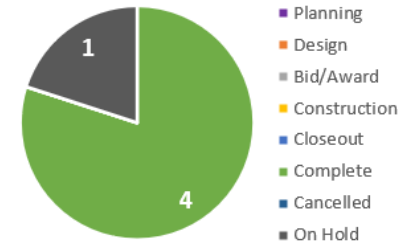
Budget status



Focused Scope (75)



Seismic & Comprehensive (5)



Upcoming Milestones:

- **FS 14 Generator Replacement:** SFFD has requested hold status due to emerging higher priorities

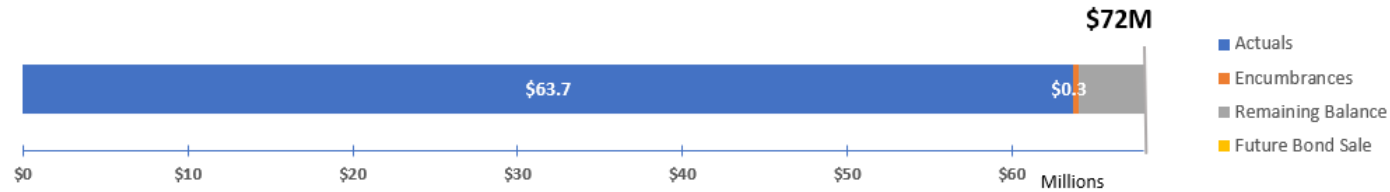


Fire Station 14 (Outer Richmond)

Neighborhood Fire Stations (NFS 2014 – \$72M)

Current Phase: **Various**
Completion Date: **November 2025**

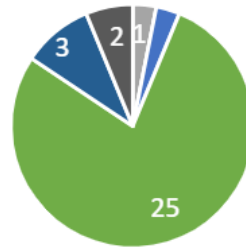
Budget status



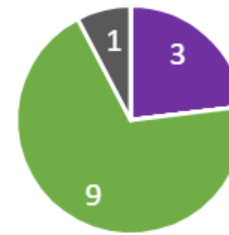
Recent accomplishments

- **SFFD Network Improvement Project:** of June 2023, surveys have been completed. The survey document will be submitted to Planning dept & the architects will proceed with technical design.

Focused Scope (32)



Other Focused Scope (13)



Seismic & Comprehensive (5)



- Actuals
- Encumbrances
- Remaining Balance
- Future Bond Sale
- Planning
- Design
- Bid/Award
- Construction
- Closeout
- Complete
- Cancelled
- On Hold

Upcoming milestones

- **FS 19 Generator Replacement:** is anticipated to advertise for bids in late Summer to Fall of 2023. A job walk occurred on 9/25/23. The JOC contractor is preparing pricing.
- **Fireboat Station 35:** design-build contract final payment issued in July 2023. The need for security fence enhancements came from SFFD as urgent. Project initiation is underway.
- **FS 17 Boiler Replacement & FS 29 Apparatus Bay Door Replacement** emerged as priority projects in September 2023. Project initiation is underway.



Fireboat Station 35 at Pier 22 1/2
(Photos by Russell Abraham)

Neighborhood Fire Stations & Support Facilities (NFS 2020 – \$270.8M)


Current Phase: **Planning**
Completion Date: **December 2028**

Recent accomplishments

Fire Training Facility ("FTF"):

- Executive Architect Contract approved by BOS on 9/26/2023 & Mayor on 9/28/2023

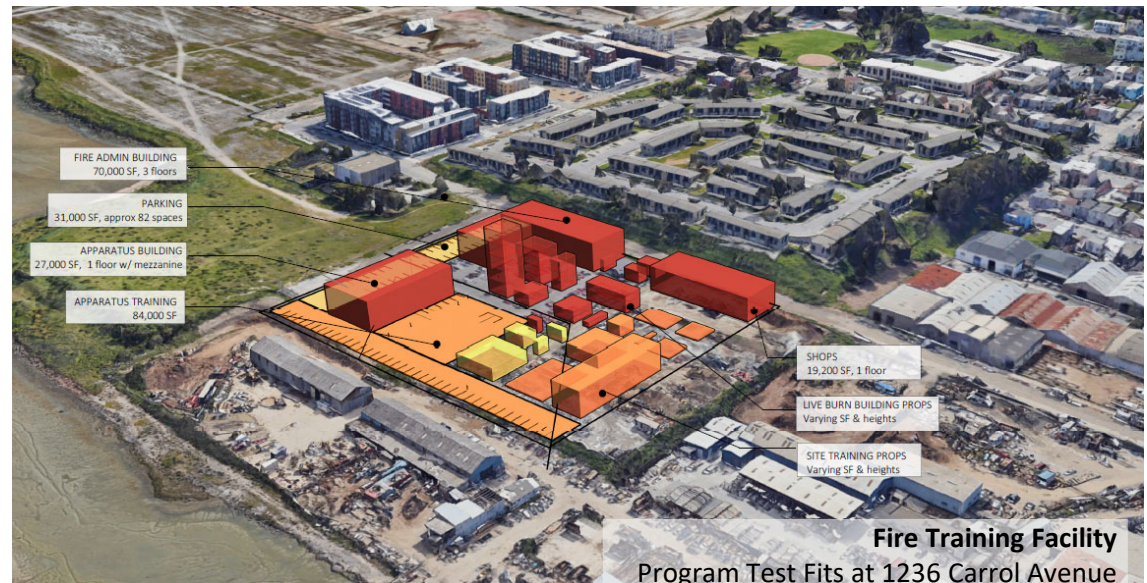
Budget status



Upcoming milestones

Fire Training Facility ("FTF"):

- Concept Design to begin in October 2023
- MOU with SFPUC negotiations being finalized for access and maintenance storm water and sewer systems under streets planned for vacation on the site
- RFQ for the CM/GC is expected to be released November 2023



Police Facilities (PF 2014 – \$26.8M)

Current Phase: **Closeout**
Completion Date: **June 2023**

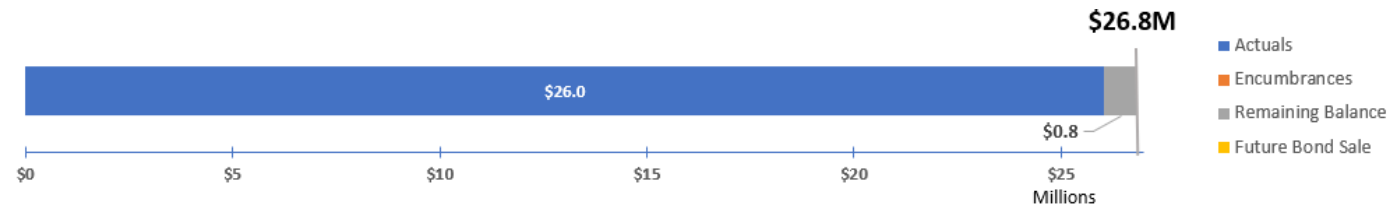
Recent accomplishments

- N/A

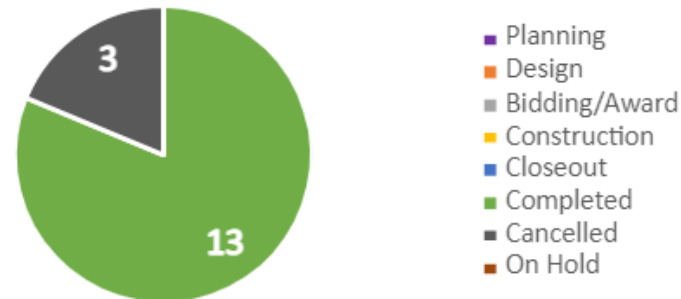
Upcoming milestones

- Remaining bond component funds are currently under review to be utilized on eligible SFPD projects

Budget status



Project status



Police Stations & Support Facilities (PF 2020 – \$119.2M)

Current Phase: **Planning/Design**
Completion Date: **July 2027**

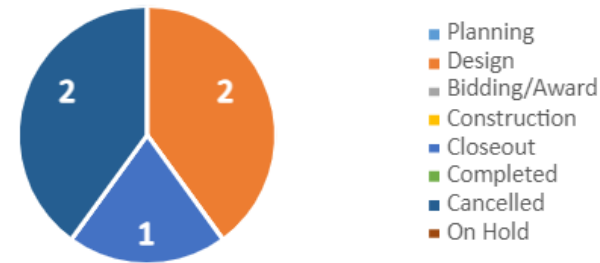
Recent accomplishments

- CM/GC for Ingleside Police Station and Surge Facility construction award was approved by PW Commission in July 2023
- Mission Police Station Structural Improvement Project completed in August 2023
- Value engineering exercises for Ingleside Police Station project brought the project back within budget and Schematic Design was re-initiated in September 2023

Budget status



Project status



Upcoming milestones

- Construction Documents for Surge Facility to be completed in November 2023



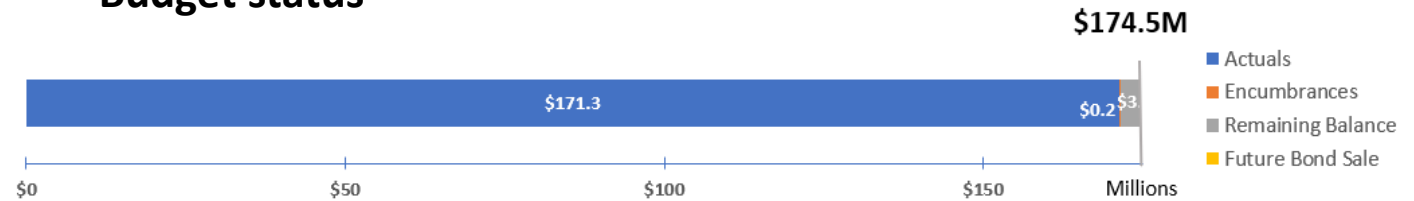
Traffic Company & Forensic Services Division (TCFSD 2014 – \$174.5M)

Current Phase: **Closeout**
Completion Date: **Fall 2021**

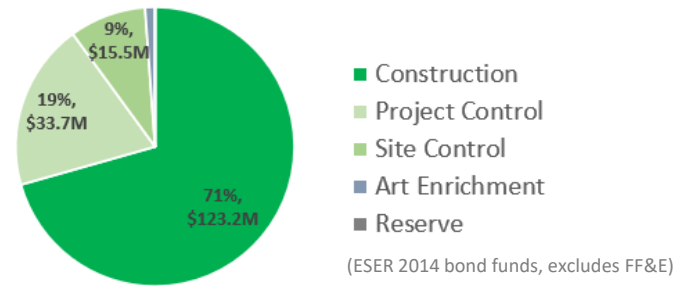
Recent accomplishments

- N/A

Budget status



Budget allocation



Upcoming milestones

- SFAC public art installation
TBD due to fabricator delay



Photo By Bruce Damonte

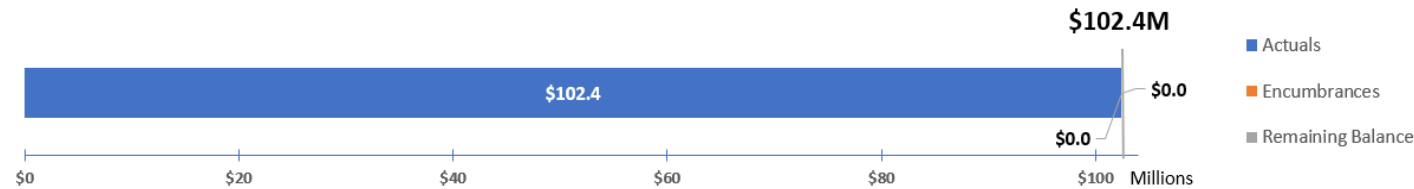
Emergency Firefighting Water System (EFWS 2010 – \$102.4M)

Current Phase: **Construction**
 Completion Date: **December 2023**

Recent accomplishments

- **Pumping Station 2 –**
 Construction completed May 2023

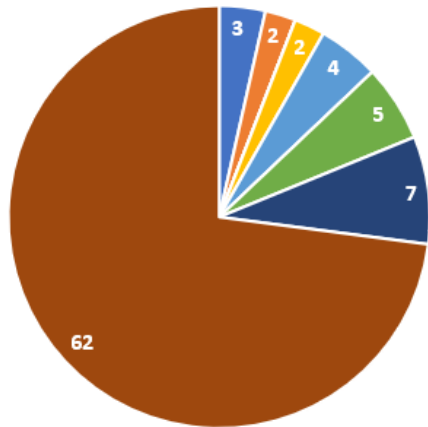
Budget status



Upcoming milestones

- **Pumping Station 2 –** Close out December 2023

Project status | 85 Projects*



- Planning
- Procurement or Bid/Award
- Substantial Completion
- Postponed
- Design
- Construction
- Cancelled
- Complete

*Combined ESER 2010, 2014, 2020 projects' status



Pumping Station 2 at Fort Mason

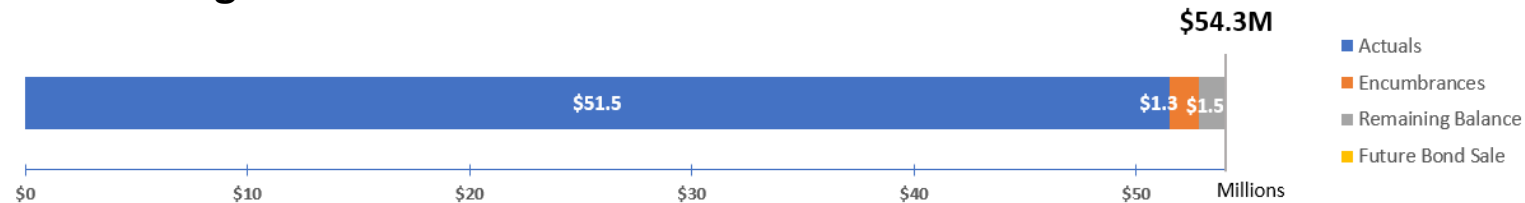
Emergency Firefighting Water System (EFWS 2014 – \$54.3M)

Current Phase: **Various**
 Completion Date: **December 2023**

Recent accomplishments

- **Clarendon Supply Pipeline** – Construction continues

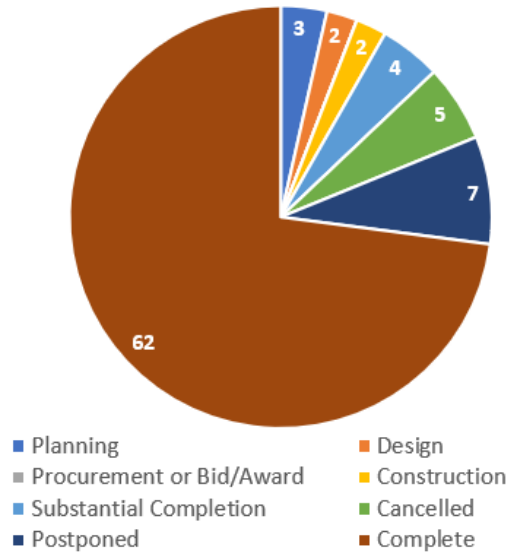
Budget status



Upcoming milestones

- **Clarendon Supply Pipeline** – Construction completion anticipated December 2023

Project status | 85 Projects*



*Combined ESER 2010, 2014, 2020 projects' status



Clarendon Supply project: Enclosure installed

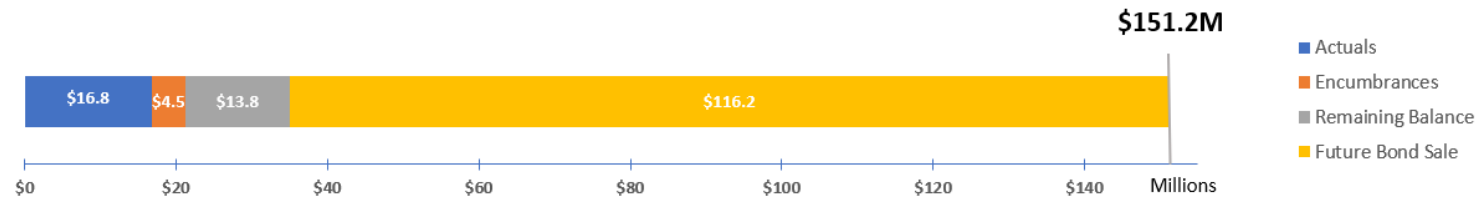
Emergency Firefighting Water System (EFWS 2020 – \$151.2M)

Current Phase: **Various**
Completion Date: **July 2029**

Recent accomplishments

- **19th Avenue Pipeline** – Construction completed July 2023
- **Vicente Street Pipeline** – Construction continues
- **Fireboat Manifold** – Construction of new pipeline and fireboat manifold near Fort Mason Pier 2 and Pier 35.5. for fire suppression. Planning in progress
- **Potable EFWS Pipeline** – Planning for potable EFWS within Richmond and Sunset continues. The Conceptual Engineering Report (CER) for Contract A and B is being finalized. Contract A and B is to install new potable EFWS pipeline from Lake Merced Pump Station to Sloat Blvd/19th Avenue, and 23rd /Vicente to Lawton St respectively. Contract A design starts, and Contract B design will follow.

Budget status



Installation of a new 36-inch (36") diameter welded steel pipe (WSP) at 19th Avenue and Sloat Boulevard

Upcoming milestones

- **19th Avenue Pipeline** – Close out anticipated December 2023

9-1-1 Call Center (DEM 2020 – \$8.9M)

Current Phase: **Construction**
Completion Date: **January 2024**

Recent accomplishments

- Phase 2 construction underway.
- Framing and rough electrical are completed.
- Passed plumbing inspection in September
- Drywall installation is approximately 80% completed.

Upcoming milestones

- Close walls and floor, carpet and flooring installation to complete by early Dec.
- Dispatch console installation beginning early Dec.
- Coordinate and schedule building inspections in mid-Dec.

Budget status



Disaster Response Facilities: Kezar Pavilion (ESER 2020 – \$68.9M)

Current Phase: **Planning**
Completion Date: **November 2027**


Recent accomplishments

- Updated concept plan is complete. Design features improved circulation and ADA access, and spatial organization of program spaces.
- Geotechnical testing is complete. Report due in October 2023.
- RPD has applied for a Community Resilience Grant to fund enhanced community outreach.
- Cost reconciliation of concept design is complete.
- Team held resiliency workshop with consultant to determine project's resiliency goals.



Upcoming milestones

- Finalize total project budget
- Abatement work scheduled for October 2023, and destructive testing will follow.
- Begin public outreach program to share project plans with community followed by review by Civic Design Committee
- Continue working with DEM on refining emergency programming needs. HAS staff will be brought in to assist on targeted emergency need design.
- Continue environmental review process with the Planning Dept. and historic preservation staff.



Attachment 1 | Budget Status and Financial Plan (ESER 2010)

ESER 2010: thru September 2023

Bond Components and Projects	Bond Authorized Amount	Adjusted Budget (ii)	Appropriations	Expenditures	Encumbrances	Balances	Expenditures/ Appropriations
Public Safety Building (PSB)	239,000,000	229,379,359	229,379,359	229,228,064	0	151,295	100%
Neighborhood Fire Stations (NFS)	64,000,000	80,941,986	80,941,986	76,743,840	8,448	4,189,699	95%
Auxiliary Water Supply System (AWSS)	102,400,000	102,400,001	102,400,001	102,400,001	0	0	100%
Oversight, Accountability & Cost of Issuance (iii)	6,900,000	3,931,489	3,931,489	3,509,402	0	422,087	89%
Public Works Program Reserve		105,719	105,719	0	0	105,719	0%
Interest Appropriation		2,282,333	2,282,333	0	0	2,282,333	0%
TOTAL (i)	412,300,000	419,040,887	419,040,887	411,881,307	8,448	7,151,133	98%

(i) Financial data as of 10/20/2023

(ii) Budgets per PeopleSoft appropriations; interest funds (authorized for project uses) to be reallocated to bond components in Q2 FY24

(iii) Includes underwriter fees \$1.38M, paid prior to depositing bond proceeds

Attachment 1 | Budget Status and Financial Plan (ESER 2014)

ESER 2014: thru September 2023

Bond Components and Projects	Bond Authorized Amount	Adjusted Budget (ii)	Appropriations	Expenditures	Encumbrances	Balances	Expenditures/ Appropriations
Office of the Chief Medical Examiner (OCME)	63,895,000	67,533,024	67,533,024	67,471,018	0	62,006	100%
Traffic Company & Forensic Services Division (TCFSD)	162,195,000	174,495,790	174,495,790	171,325,319	184,444	2,986,028	98%
Police Facilities (PF)	29,490,000	26,845,661	26,845,661	26,031,590	0	814,071	97%
Neighborhood Fire Station (NFS)	83,555,000	72,030,741	72,030,741	63,722,092	338,991	7,969,658	88%
Emergency Firefighting Water System (EFWS)	54,065,000	54,347,209	54,347,209	51,469,744	1,328,367	1,549,098	95%
Oversight, Accountability & Cost of Issuance (iii)	6,800,000	4,296,388	4,296,388	3,709,910	0	586,479	86%
Public Works Program Reserve		451,188	451,188	0	0	451,188	0%
Interest Appropriation		12,007,950	12,007,950	0	0	12,007,950	0%
TOTAL (i)	400,000,000	412,007,951	412,007,950	383,729,673	1,851,802	26,426,476	93%

(i) Financial data as of 10/20/2023

(ii) Budgets per PeopleSoft appropriations; interest funds (authorized for project uses) to be reallocated to bond components in Q2 FY24

(iii) Includes manual addition \$2M to account for Underwriter Fee, paid prior to depositing bond proceeds

Attachment 1 | Budget Status and Financial Plan (ESER 2020)

ESER 2020: thru September 2023

Bond Components and Projects	Bond Authorized Amount	Adjusted Budget (ii)	Appropriations	Expenditures	Encumbrances	Balances	Expenditures/ Appropriations
Emergency Firefighting Water System	153,500,000	151,170,852	35,000,000	16,763,899	4,477,713	13,758,388	48%
Neighborhood Fire Stations & Support Facilities	275,000,000	270,827,260	74,416,188	42,656,393	496,142	31,263,652	57%
District Police Stations & Support Facilities	121,000,000	119,163,994	32,022,200	7,770,216	480,035	23,771,949	24%
Disaster Response Facilities (Kezar Pavilion)	70,000,000	68,937,848	15,855,705	2,283,049	466,596	13,106,060	14%
9-1-1 Response Facilities	9,000,000	8,863,438	8,863,438	5,207,615	1,264,435	2,391,388	59%
Oversight, Accountability & Cost of Issuance (iii)		9,536,608	1,647,469	1,116,646	0	530,823	68%
TOTAL (i)	628,500,000	628,500,000	167,805,000	75,797,818	7,184,921	84,822,261	45%

(i) Financial data as of 10/20/2023

(ii) Current forecasted budget per bond component

(iii) Includes manual addition \$329K to account for Underwriter Fee, paid prior to depositing bond proceeds

Attachment 2 | Overall Bond Summary (ESER 2010, 2014 & 2020)

The Earthquake Safety and Emergency Response (ESER 2010) Bond Program consists of three components: the **Public Safety Building (PSB)**, the **Neighborhood Fire Stations (NFS)**, and the **Auxiliary Water Supply System (AWSS)**. The SFPUC manages the AWSS component and Public Works manages the remaining components. To date, there have been no upsets that would seriously compromise any client department's expectations for the successful delivery of any project.

The ESER 2014 Bond Program is comprised of five components: **Office of the Chief Medical Examiner (OCME)**; **Traffic Control & Forensic Services Division (TCFSD)**; **Neighborhood Fire Stations (NFS)**; **Emergency Firefighting Water System (EFWS)**; and **Police Facilities (PF)**. The SFPUC manages the EFWS component and Public Works manages the remaining components.

The ESER 2020 Bond Program is comprised of five components: **Emergency Firefighting Water System**; **Neighborhood Fire Stations & Support Facilities**; **District Police Stations & Support Facilities**; **Disaster Response Facilities**; and **9-1-1 Call Center**. The SFPUC manages the EFWS component, the Recreation and Parks Department manages the Disaster Response Facilities component, and Public Works manages the remaining components. The following is a brief summary of each component.

Public Safety Building (2010)

The Public Safety Building (PSB) provides a new venue for the SFPD Headquarters – effectively the command-and-control administration of the City's police department-including the relocation of Southern District Station and a new Mission Bay Fire Station. Included in the project is the reuse of Fire Station #30, which serves as a multi-purpose facility for the Fire Department and the community. Historic resource consultants have determined that the existing fire station is eligible for the National Register of Historic Places. Consistent with the Mission Bay SEIR Addendum No. 7, Mitigation Measures, Item D.02, this facility was retained and reused in a manner that preserves its historic integrity. The other components of the project were designed to be respectful of the historic integrity of the existing fire station.

Neighborhood Fire Stations (2010, 2014 & 2020)

The ESER 2010 bond will renovate or replace selected fire stations to provide improved safety and healthy work environment for the firefighters. The selected stations are determined according to their state of condition and their importance for achieving the most effective delivery of fire suppression and emergency medical services possible.

The ESER 2014 bond program is anticipated to continue the work of ESER 2010 bond, categorizing projects according to the three categories of *Focused Scope*, *Comprehensive*, and *Seismic*. The ESER 2014 bond program will continue to address identified and prioritized needs at Fire Stations that were previously not addressed under the 2010 program. Significant improvements will have been completed at all SFFD Fire Stations at the conclusion of the 2010 and 2014 bond programs.

The ESER 2020 bond is comprised of one project: new construction of the Fire Training Facility (FTF). The Fire Department currently conducts trainings for recruits and existing personnel at two facilities: one on Treasure Island and a smaller one in the Mission District. Plans are underway for a development project on the island that obligates the relocation of the training facility and departure from Treasure Island by December 2026. This new facility will be the single largest project in the NFS component of the ESER 2020 bond.

Emergency Firefighting Water System (EFWS) (2010, 2014 & 2020)

The Emergency Firefighting Water System includes a high-pressure water system and cistern water storage for fire suppression in the City. The Emergency Firefighting Water System is vital for protecting against the loss of life, homes, and businesses from fire following an earthquake. It is also used for the suppression of non-earthquake multiple-alarm fires.

The Earthquake Safety and Emergency Response Bonds of 2010, 2014, and 2020 will seismically improve the EFWS cisterns, pipelines, tunnels and physical plant.

Attachment 2 | Overall Bond Summary (ESER 2010, 2014 & 2020)

Office of Chief Medical Examiner (2014)

The existing OCME is located at the Hall of Justice (HOJ) at 850 Bryant Street. The HOJ is over 50 years old and seismically deficient. In the event of a major earthquake, this building is not expected to be operational. This project is part of a larger strategy to replace the Hall of Justice established in the City's 10-Year Capital Plan as the Justice Facilities Improvement Program (JFIP).

The \$65M project will relocate the OCME to One Newhall Street in the India Basin Industrial Park. The new facility will house approximately 50 employees who are organized into the four units of the OCME: Field Investigations, Medical/Autopsy, Laboratory, and Administration.

SFPD Traffic Company and Forensic Service Division (TCFSD) (2014)

The SFPD Traffic Company (TC) is currently located at the Hall of Justice (HOJ) at 850 Bryant Street. The SFPD Forensic Services Division (FSD) is currently located at two facilities. The FSD Administration, Crime Scene Investigations, and Identification units, with approximately 60 employees, are housed at HOJ. The FSD Crime Lab, with approximately 25 employees, is housed at Building 606 in the Hunters Point Shipyard.

The project will relocate the TC & FSD to a site located at 1995 Evans Avenue, Mission Bay, San Francisco. The project is being developed to support 109 employees for 2020 FSD demand within approximately 70,000 sf and allows for a potential future expansion if required. The SFPD – TC will support 94 employees for 2020 demand within 16,500 sf plus 8100 sf motorcycle parking garage. The Real Estate Division occupies approximately 2,100 sf with up to 7 full time employees plus meeting space to accommodate an additional 6 visiting staff. With common spaces the building is approximately 103,600 sf.

Police Facilities (2014 & 2020)

Under ESER 2014, this component includes various *Focused Scope and Comprehensive* facility upgrade projects at 12 police facilities – 9 district stations and 3 support facilities—across the City. The work scopes are derived from a series of onsite investigations, observations, and professional evaluations of different building systems that include mechanical, electrical, plumbing, fire protection, and structural safety. It also includes assessments of seismic strength, building envelope (i.e. integrity of roof, doors, windows, and walls), ADA accessibility requirements, as well as other site improvements that ensure safety and security.

The project's overall budget is \$30M, the cost to address all Police Facilities building issues is estimated as above \$250M, and therefore project priorities are selected per recommendations by the Citywide Capital Plan, including state of condition and the importance of particular improvements in achieving the most effective delivery of police services possible. The building deficiencies that inhibit public access, or that may compromise occupant life safety, and others that pertain to code compliance, will get the first priority.

The assessments and evaluations performed will inform the work to be performed under ESER 2020. Three projects have been identified for inclusion under the ESER 2020 Program.

1. Ingleside District Police Station Replacement
2. Police Surge Facility Construction (an enabling project for Ingleside Police Stn)
3. Mission District Police Station Structural Improvement

Attachment 2 | Overall Bond Summary (ESER 2010, 2014 & 2020)

Disaster Response Facilities (2020)

Kezar Pavilion is located in the southeast corner of Golden Gate Park at 755 Stanyan Street. The building resides in what is known as the Kezar Triangle which is comprised primarily of the pavilion, a large parking lot to the south and the athletic stadium to the west. The pavilion gymnasium was constructed in 1926 with various additions added over the years between 1935 through 1964. The pavilion is currently used as a regional recreation space for indoor athletics and serves as the home of the Recreation and Parks Department's Park Ranger program. The facility has had extensive structural evaluation studies conducted and the building is considered the highest seismic hazard in the department's building portfolio.

The proposed project will include a complete renovation of the gym making it more functional with an upgraded seismic rating of 1.5. The space will be reconfigured to optimize usable space so that it can function as both a multi-use recreation hub but also be converted to an emergency response facility at the appropriate time of need. The old addition add-on structures will be demolished and replaced with a new three story, attached building, one floor being set below grade. This new structure will continue to house the Park Rangers, but it will also include a new multi-use recreation spaces and new showers, restrooms and locker rooms. Like the gym, this new building addition will also be designed to function as a city asset for disaster response needs.

9-1-1 Call Center (2020)

The 9-1-1 Call Center is operated and managed by the Department of Emergency Management. It is located at the City's Emergency Operations Center (EOC) at 1011 Turk Street in the Western Addition neighborhood and houses public safety dispatchers who answer all calls made to 9-1-1. These dispatchers are the initial point of contact for all of San Francisco's first responders, 24 hours a day. They serve the communications hub that dispatches first responders to the scene of accidents, crimes, fires and other emergency and non-emergency situations.

San Francisco's 9-1-1 Dispatch Center is one of the top 25 busiest 9-1-1 centers in the United States and receives an average of 3,700 calls each day. It is critical that our Dispatch Center can answer all calls for emergency and non-emergency service quickly. Since 2011, the City has seen an increase in 9-1-1 call volumes. ESER 2020 will provide the necessary funding to renovate the existing facility and expand the emergency operation floor to accommodate a higher number of dispatcher workstations in order to meet the increased demand.

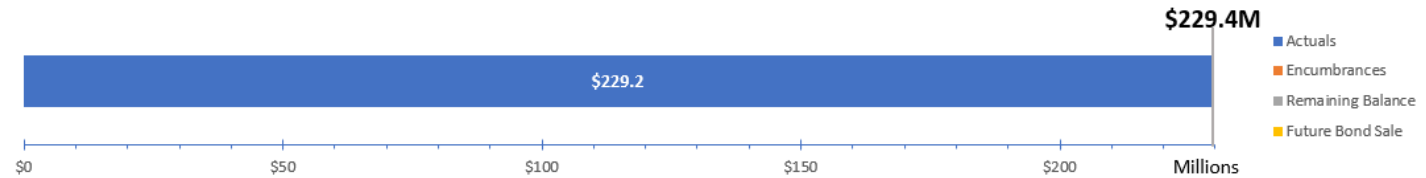
Public Safety Building (PSB 2010 – \$229.4M)

Current Phase: **Financial Closeout**
Completion Date: **February 2016**

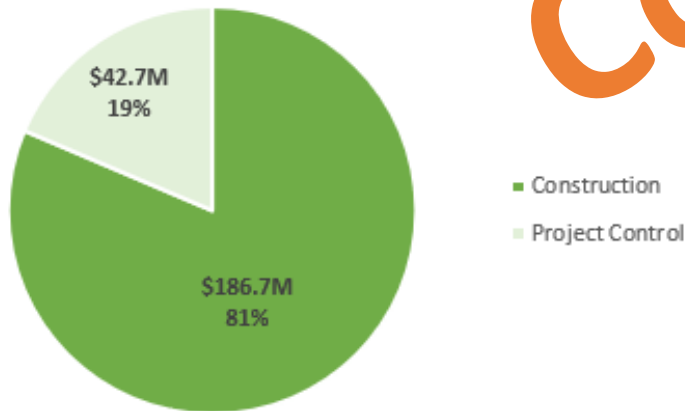
Recent accomplishments

- None

Budget status



Budget allocation



Complete



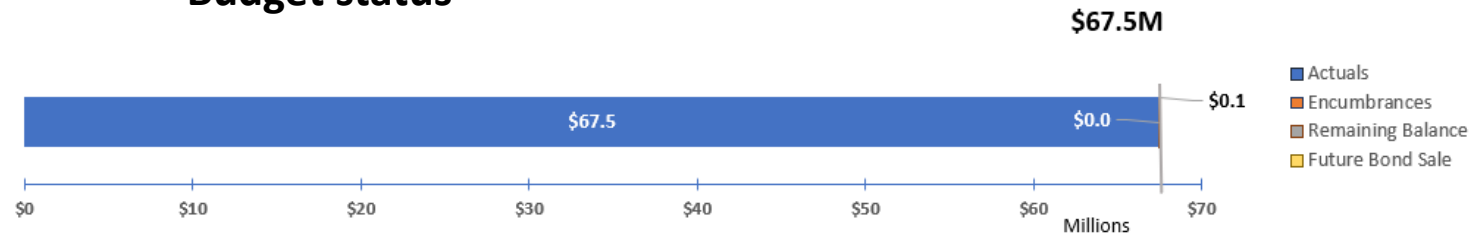
Office of the Chief Medical Examiner (OCME 2014 – \$67.5M)

Current Phase: **Financial Closeout**
Completion Date: **March 2018**

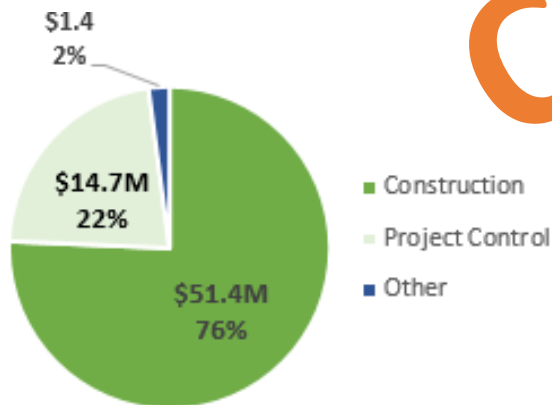
Recent accomplishments

- None

Budget status



Budget allocation



Complete





<https://sfpublicworks.org/eser>