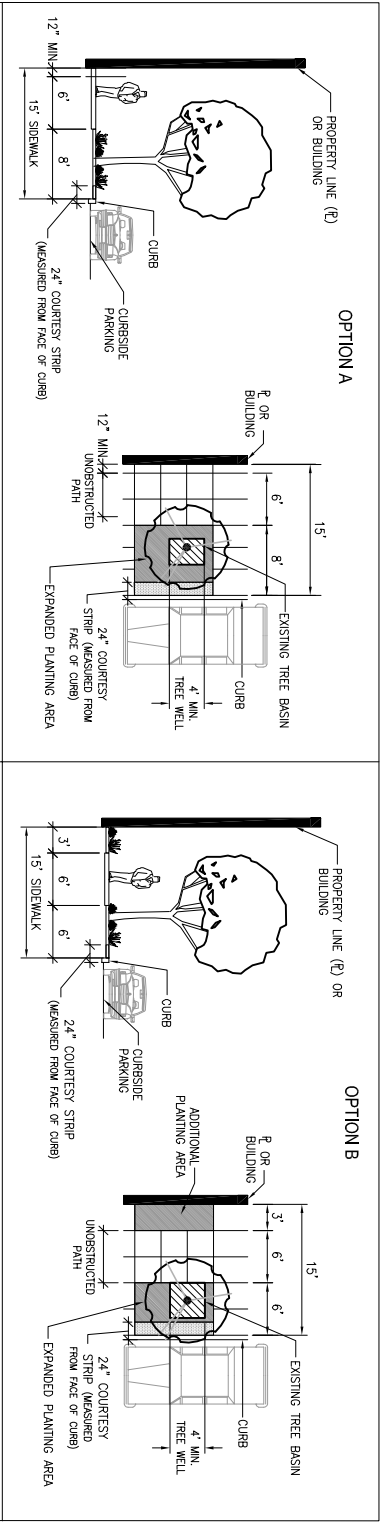
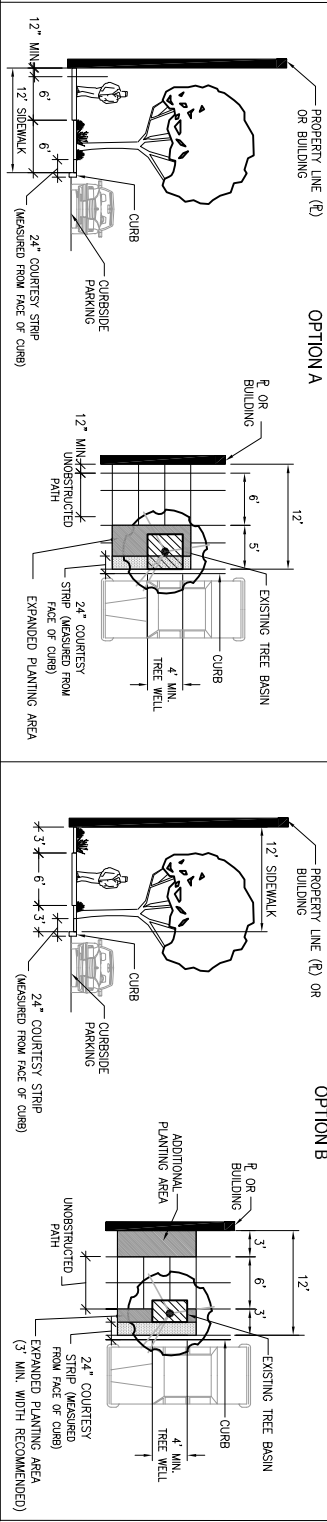


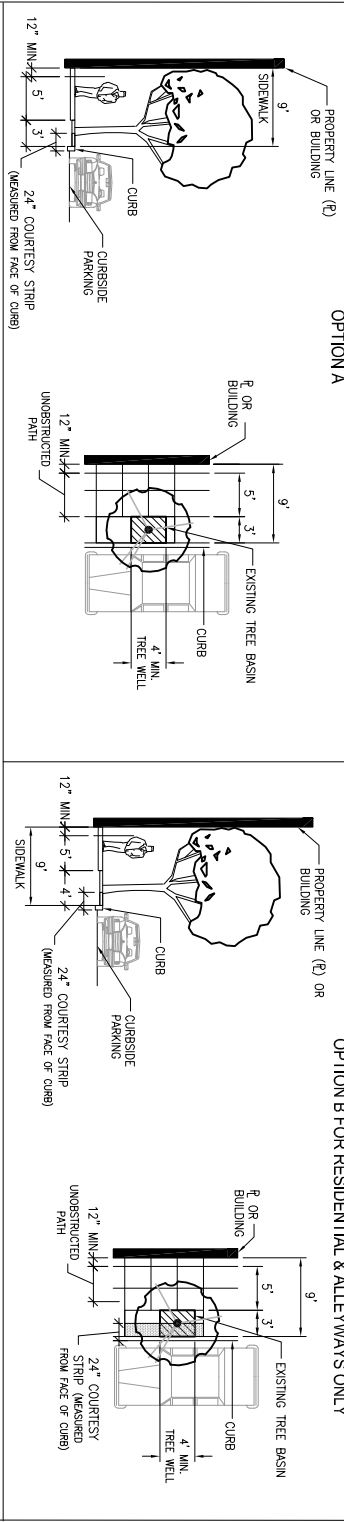
≥ 15 FT SIDEWALK
(MEASURED FROM BACK OF CURB)



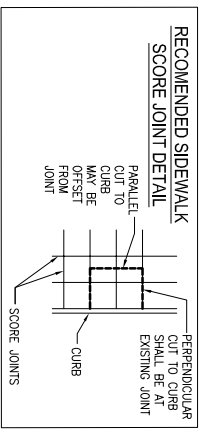
≥ 12 and < 15 FT SIDEWALK
(MEASURED FROM BACK OF CURB)



ONLY TREE PLANTING
RECOMMENDED IN SIDEWALK
9 FEET OR LESS
(SEE NOTES)



- NOTES:**
1. THESE DIAGRAMS ARE TO BE USED AS GUIDELINES. SIDEWALKS MAY BE DIFFERENT WIDTHS THAN SHOWN HERE. THESE DIAGRAMS CAN BE APPLIED TO PLANTING AREAS WITHOUT TREES AS WELL.
 2. WHEN REMOVING EXISTING CONCRETE SIDEWALK TO EXPAND PLANTING AREA, CUT ALONG SCORE JOINT RUNNING PERPENDICULAR TO CURB.
 3. MIN. 24" COURTESY STRIP REQUIRED ADJACENT TO CURBSIDE PARKING. WE DO NOT RECOMMEND BOTH SIDEWALK LANDSCAPING AND COURTESY STRIPS ON SIDEWALKS THAT ARE 9 FEET OR LESS WHERE CURBSIDE PARKING EXISTS.
 4. 6 FT MIN. THROUGH WIDTH OF UNOBSTRUCTED PATH (CLEAR OF UTILITIES, STAIR OR WINDOW ENCROACHMENTS, ETC.). POSSIBLE EXCEPTION IN RESIDENTIAL AREA OR ALLEYS WHERE MIN. 4-5 FT THROUGH WIDTH MAYBE PERMITTED IN SIDEWALKS LESS THAN OR EQUAL TO 9 FT.
 5. REFER TO DEPARTMENT OF PUBLIC WORKS (DPW) URBAN FORESTRY PERMITS & POLICY'S SIDEWALK LANDSCAPING GUIDELINES FOR MORE DETAILED INFORMATION.
 6. ENSURE TO MAINTAIN 12" MINIMUM CLEAR OR PLANTED AREA ALONG BUILDING OR PROPERTY LINE TO DETER PEDESTRIANS FROM HITTING OBSTACLES WITHIN FRONTAGE ZONE.



**2a. SIDEWALK LANDSCAPING SECTIONS & ENLARGED LAYOUT:
OPTIONS FOR CURBSIDE PARKING**